

FORT BEND COUNTY TREASURER'S MONTHLY REPORT
 CASH AND INVESTMENT ACTIVITY
 August 31, 2020

FUND	DESCRIPTION	BEGINNING BALANCE	DEPOSITS	WITH-DRAWALS	ENDING BALANCE	INVESTMENTS	TREASURER'S TOTAL ENDING BALANCE
100	General Operating	68,663,511.08	42,276,328.66	59,642,365.40	51,297,474.34	56,695,310.89	107,992,785.23
150	Juvenile Operations	2,072,923.31	280,412.95	1,437,582.92	915,753.34	4,510,069.33	5,425,822.67
155	Road & Bridge	2,815,586.12	752,539.99	1,559,856.66	2,008,269.45	13,091,644.40	15,099,913.85
160	Drainage District	2,072,951.07	2,021,899.85	2,446,815.93	1,648,034.99	10,807,616.25	12,455,651.24
165	Lateral Road	1,186,055.97	401.12	-	1,186,457.09		1,186,457.09
170	Statue Restoration	4,609.00	1.56	-	4,610.56		4,610.56
175	City Water Assistance	19,463.46	243.26	9,005.23	10,701.49		10,701.49
185	Entex Contributions	4.71	-	-	4.71		4.71
190	H L & P Assistance	26,636.54	8.84	1,093.67	25,551.71		25,551.71
195	County Law Library	1,321,830.24	39,810.29	29,919.73	1,331,720.80		1,331,720.80
200	Law Enforcement Academy	436,716.23	2,067.58	4,461.62	434,322.19		434,322.19
205	Surface Water Supply Corp.	8,329.95	2.82		8,332.77		8,332.77
206	Industrial Development Corp.	41,656.62	14.09	-	41,670.71		41,670.71
207	FBC Historical Commission	7,078.49	2.29	1,890.00	5,190.78		5,190.78
215	Library Donations	107,706.37	12,009.74	2,177.94	117,538.17		117,538.17
225	FBC Asset Forfei.Task-State	1,593,501.78	103,980.32	1,115,204.10	582,278.00		582,278.00
235	Probate Court Training	137,572.40	1,111.77	-	138,684.17		138,684.17
245	Alert Program-Juvenile	55,676.89	18.83	-	55,695.72		55,695.72
255	D A Asset Forfeiture-Fed.	55.39	0.02	-	55.41		55.41
265	Gus George Memorial	4,685.09	1.58	-	4,686.67		4,686.67

FORT BEND COUNTY TREASURER'S MONTHLY REPORT
 CASH AND INVESTMENT ACTIVITY
 August 31, 2020

275	D A Special Fund Run	10,502.07	3.55	-	10,505.62		10,505.62
280	Co.Atty.Supplemental Salary	226,914.97	75.92	6,303.75	220,687.14		220,687.14
290	VIT Interest (Tax Coll)	102,959.45	1,519.65	-	104,479.10		104,479.10
300	FBC Elections	562,858.21	21,376.48	92,917.86	491,316.83		491,316.83
305	FBC Asset Forfe.Task-Fed.	42,586.20	667.56	1,076.73	42,177.03		42,177.03
310	Sheriff Ofc/Forfei.Assets-St.	703,665.96	6,354.74	3,358.03	706,662.67		706,662.67
315	Sheriff Ofc/Forfei.Assets-Fed.	202,258.68	1,446.48	642.75	203,062.41		203,062.41
320	Constable Pct. 2 F/A	24.05	0.01	-	24.06		24.06
322	Constable Pct 3 F/A	4,827.04	1.63	-	4,828.67		4,828.67
324	Constable Pct 1 F/A	0.76	-	-	0.76		0.76
332	Fire Marshal St. Ass't. Forfeiture	702.47	0.24	-	702.71		702.71
335	DA Asset Forfeit.-State	472,234.37	185,065.06	16,163.51	641,135.92		641,135.92
360	Law Enforcement Training	297,673.67	100.67	-	297,774.34		297,774.34
390	Child Protective Service IV-E	206,635.66	1,607.97	5,823.20	202,420.43		202,420.43
402	Hope 3 Program Sales	60.90	0.02	-	60.92		60.92
410	Child Support IVD Reimb.	335,519.40	113.47	-	335,632.87		335,632.87
415	Local Law Enf.Block Grant	84,774.27	27.57	16,663.78	68,138.06		68,138.06
440	Supervision	3,574,366.73	286,459.94	405,011.11	3,455,815.56		3,455,815.56
470	FBC Assist District #16	2,269.99	1,636.29	853.82	3,052.46		3,052.46
474	FBC Assist District #20	7,592.76	6,908.83	3,076.65	11,424.94		11,424.94
600/605	Debt Service Account	1,393,228.77	12,614,009.66	12,348,939.14	1,658,299.29	9,030,760.05	10,689,059.34
610	Drainage Debt Service	251,462.61	2,159.86	-	253,622.47	1,001,495.45	1,255,117.92

FORT BEND COUNTY TREASURER'S MONTHLY REPORT
CASH AND INVESTMENT ACTIVITY
August 31, 2020

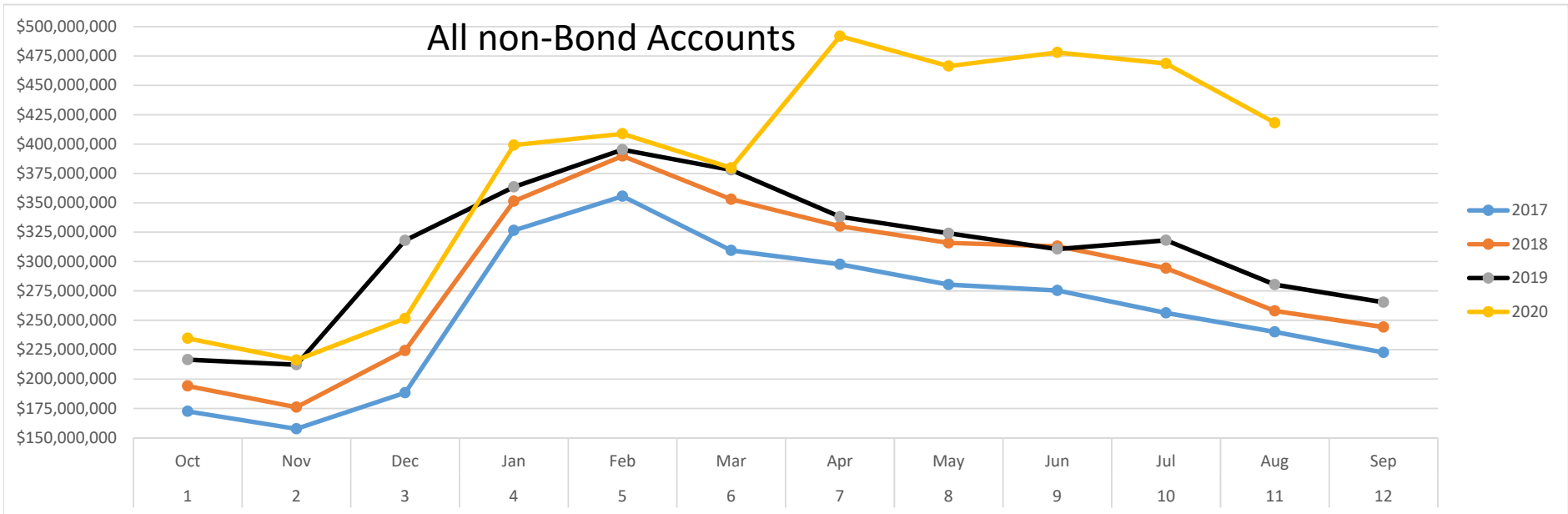
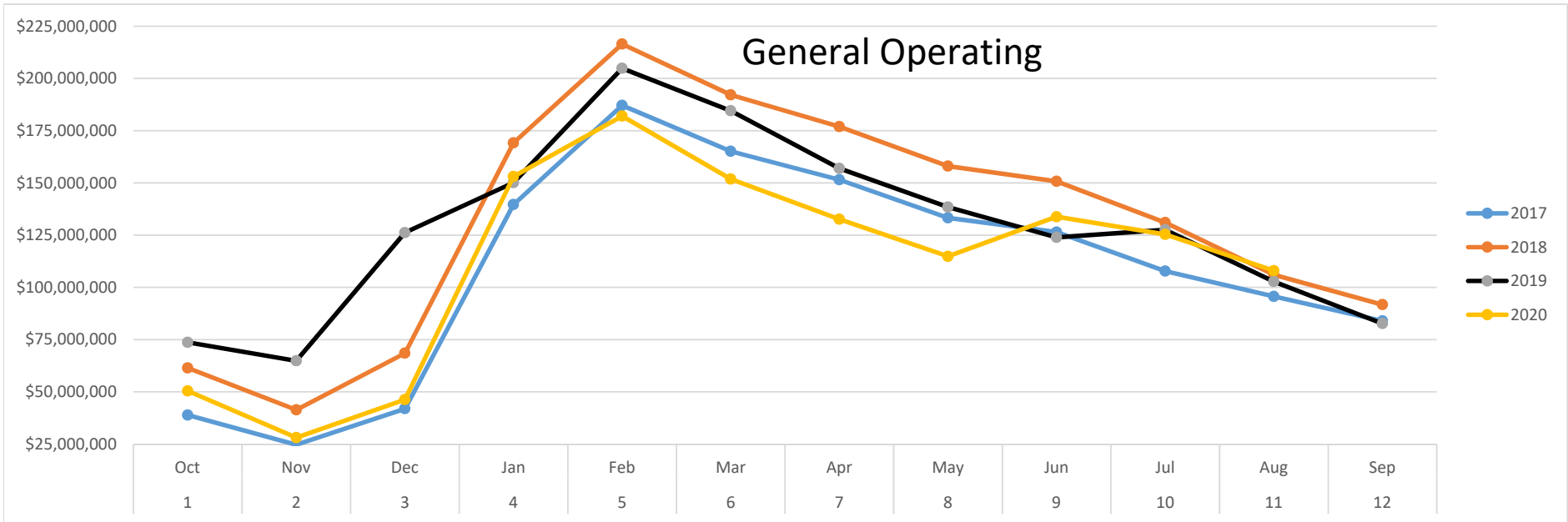
750	Mission Bend/Four Corners	454,156.58	153.54	637.25	453,672.87		453,672.87
756	2018 Facilities Bond Projects	3,685,650.21	1,205.41	185,052.54	3,501,803.08	14,020,936.64	17,522,739.72
758	2018 Mobility Projects	1,337,803.88	134.00	1,337,937.88	-		-
760	2020 Facilities Bond Projects	11,224,721.06	160,936.06	1,279,097.70	10,106,559.42		10,106,559.42
762	2020 Mobility Projects	47,634,827.24	1,614,516.77	2,774,762.15	46,474,581.86		46,474,581.86
766	2020 Mobility - Tx Heritage Pkwy	4,516,856.94	97,526.82	-	4,614,383.76	17,025,423.01	21,639,806.77
802	Sr. Lien Toll Rd Rev Bonds 2016	2,818,238.07	4,420.33	4,784.01	2,817,874.39	8,011,963.75	10,829,838.14
805	Grand Pkwy Toll Rd Rev Bond	3,667,842.93	1,240.46	-	3,669,083.39		3,669,083.39
810	Toll Road Operations	2,693,054.73	4,765,180.75	300,455.61	7,157,779.87	79,028,521.76	86,186,301.63
815	Grand Pkwy Toll Road Ops	7,310,910.22	3,675,516.61	253,902.50	10,732,524.33	24,880,130.27	35,612,654.60
990	County's Cares Act	732,875.45	30,962,145.33	20,516,045.56	11,178,975.22	96,196,069.72	107,375,044.94
TREA	Treasurer's Account	3,847,375.59	9,189,361.06	13,035,926.60	810.05		810.05
INVE	FBC Investment Account	-	-	-	-		-
850M	Boon-Chapman Medical	2,328,815.82	2,002,043.08	3,269,347.22	1,061,511.68		1,061,511.68
850D	Boon-Chapman Dental	1,368,420.47	428.17	189,731.35	1,179,117.29		1,179,117.29
882	Boon-Chapman 125	241,363.23	69,948.23	46,913.76	264,397.70		264,397.70
884	Fee Officer's Account	2,419,069.39	1,872,167.03	2,044,350.46	2,246,885.96		2,246,885.96
912	JP Credit Card Processing	59,002.70	231,893.88	227,360.27	63,536.31		63,536.31
908	EMS Credit Card Processing	27,181.43	26,186.04	29,355.09	24,012.38		24,012.38
DACC	D A Credit Card Processing	3,202.17	10,708.80	7,007.72	6,903.25		6,903.25
PTCC	Public Transportation Credit Cards	191.71	229.92	210.93	210.70		210.70

FORT BEND COUNTY TREASURER'S MONTHLY REPORT
CASH AND INVESTMENT ACTIVITY
August 31, 2020

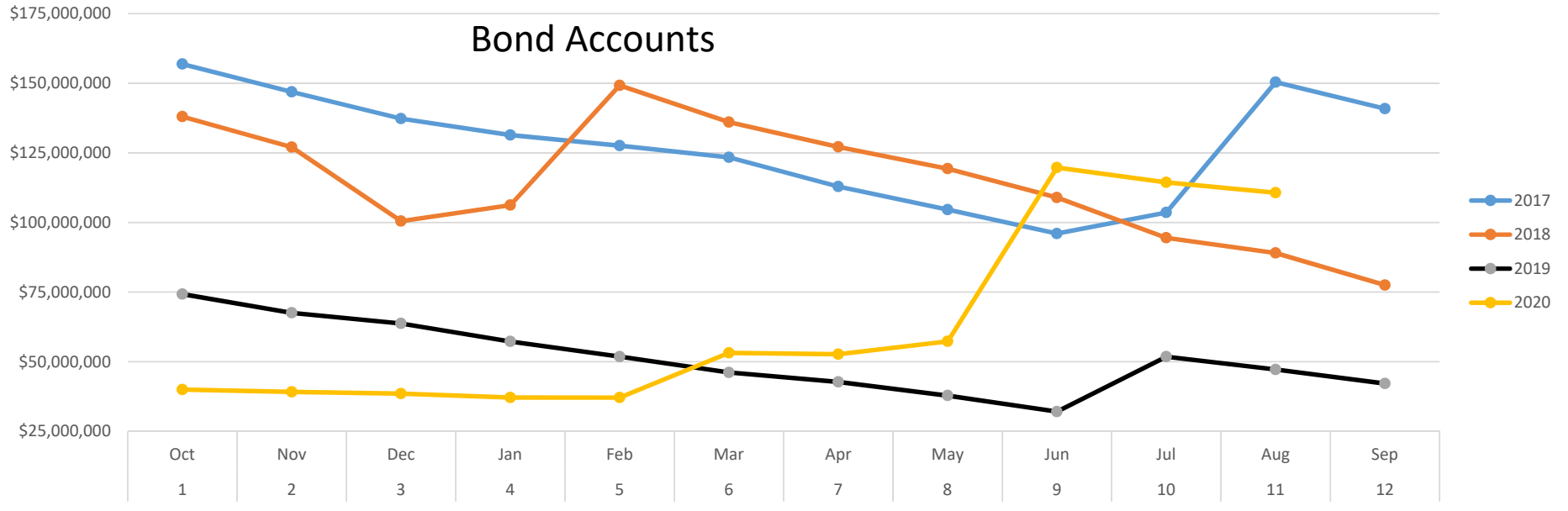
CSCD	CSCD Credit Card Account	242,701.32	286,113.36	278,008.02	250,806.66		250,806.66
LBCC	Library Credit Card	1,402.93	2,639.98	3,817.39	225.52		225.52
JUCC	Juvenile Credit Card	538.33	1,968.30	1,958.88	547.75		547.75
SOCC	Sheriff Credit Card	26,186.77	30,442.74	29,098.69	27,530.82		27,530.82
TRCC	Toll Road Permit Credit Card	1,692.28	5,048.34	4,794.84	1,945.78		1,945.78
130	Assistance Dist Number 1	1,462,118.38	489,817.93	70,787.34	1,881,148.97	1,593,352.83	3,474,501.80
131	Assistant District Number 2	1,197,596.68	254,898.90	15,964.44	1,436,531.14	2,503,738.71	3,940,269.85
133	Assistant District Number 4	511,118.20	46,542.15	1,500.00	556,160.35	1,251,869.31	1,808,029.66
134	Assistant District Number 5	272,887.45	5,130.69	500.00	277,518.14		277,518.14
135	Assistant District Number 6	1,165,333.77	179,359.81	543,779.39	800,914.19	2,002,990.97	2,803,905.16
136	Assistant District Number 7	720,598.53	93,644.86	59,160.63	755,082.76		755,082.76
137	Assistant District Number 8	69,782.98	10,498.92	4,333.70	75,948.20		75,948.20
138	Assistant District Number 9	423,115.86	115,310.02	38,200.15	500,225.73	1,001,495.45	1,501,721.18
139	Assistant District Number 10	464,319.86	51,785.44	13,873.51	502,231.79		502,231.79
140	Assistant District Number 11	719,358.09	82,542.46	5,695.36	796,205.19		796,205.19
145	Emergency Svc Dist 100	1,552,960.28	555,395.41	-	2,108,355.69	1,988,292.99	4,096,648.68
CCCA	Non Fee Officer CC Clearing Acct	99,177.64	34,522.84	816.85	132,883.63		132,883.63
JPMT	Juror Payments	14,324.85	210.49	2,850.63	11,684.71		11,684.71
EPEC	Engineering Permitting E-Check	5,521.06	2,912.46	1.06	8,432.46		8,432.46
JE11	JP 1-1 E-Filing	1,884.32	5,492.82	6,405.82	971.32		971.32
JE12	JP 1-2 E-Filing	408.33	3,674.72	3,126.33	956.72		956.72
JE02	JP 2 E-Filing	2,328.30	27,106.33	26,510.05	2,924.58		2,924.58

FORT BEND COUNTY TREASURER'S MONTHLY REPORT
CASH AND INVESTMENT ACTIVITY
August 31, 2020

JE03	JP 3 E-Filing	487.18	6,574.03	7,060.68	0.53	0.53	
JP04	JP #4 E-Filing	561.37	9,266.47	7,774.87	2,052.97	2,052.97	
	Total	194,387,634.28	115,607,232.92	125,780,100.76	184,214,766.44	344,641,681.78	528,856,448.22



Bond Accounts



All Accounts

