

Contractor: Earth Builders, LP  
 500 Grapevine Hwy. Ste. 220  
 Hurst, TX 76054  
 (817) 428-5855

**Estimate and Certification for Payment**

**PO 153615  
 DMS AGENDA  
 REC 511308**

**Cane Island Parkway from FM 1463 to IH 10**

**Owner:** Fort Bend County  
301 Jackson  
Richmond, Texas 77469

P.O. No: 153615  
 FBC Mobility Project No. 13306

Attention: Stacy Slawinsky  
 Invoice No: 1702-015 Estimate No. : 017/Final  
 Start Date: 07/10/2017  
 Current Contract Completion Date: 03/01/2019  
 Estimate Cut Off Date: 10/08/2019  
 Date of Estimate: 10/08/2019  
 Substantial Completion 08/31/2018

Initial Contract Time 270 days  
 Current Approved Extensions 0 days  
 Previous Approved Extensions 328 days  
 Total Contract Time 598 days  
 Spent Days 598 days  
 Days Remaining 0 days

A. Contract Amount to Date:

1. Contract Price	\$4,478,858.50
2. Approved Change Order No. 1	\$39,945.00
Approved Change Order No. 2	\$198,184.04
Approved Change Order No. 3	\$50,130.03
Approved Change Order No. 4	\$460,443.80
Approved Change Order No. 5	\$125,636.25
Approved Change Order No. 6	\$28,168.11
Approved Change Order No. 7	\$14,037.18
Total Changes to Date:	\$916,544.41

Total Contract Amount: \$5,395,402.91

B. Earnings to Date:

1. Previous Work Complete	<u>98.80%</u>
2. Work Completed This Period	<u>1.20%</u>
3. Work Completed to Date:	<u>100.00%</u>
4. Materials Stored On Site:	<u>\$0.00</u>


Previous Earnings: \$5,330,697.62  
 Earnings This Period: \$64,705.29 **LAWSON**  
 Total Earnings: \$5,395,402.91

C. Retainage: 0% of Earnings: \$0.00


Total Payment Due: \$5,395,402.91  
 Less Previous Payments \$5,224,083.67

Total Amount Due Contractor This Estimate/Invoice: \$171,319.24 **AGENDA**

The undersigned Contract certifies that to the best of his knowledge, information and belief that the Work has been completed in accordance with the Plans and Specifications and the current payment shown on this Application for Payment is now due.

Prepared By:  Date: 10/16/2019  
 Contractor

The foregoing estimate of work completed is true and correct to the best of my knowledge and belief.

Approved By:  Date: 10/16/2019  
 Project Representative WC

Approved By:  Date: 11/4/2019  
 Engineer

Pay Estimate: No. 017/Final  
Project: Cane Island Parkway from FM 1463 to IH 10  
Job No.: 13306



CONTRACTOR'S AFFIDAVIT AND RELEASE

STATE OF TEXAS  
COUNTY of FORT BEND

For and in consideration of the sum of \$171,319.24 representing payment under the above referenced contract for all labor, material, and /or sevicees furnished by the undersigned for the Cane Island Parkway from FM 1463 to IH10 in Fort Bend County, Texas, and represented by payment requested dated 10/08/2019 covering all such work from 04/01/2019 -10/08/2019 including all retainage up to that date, undersigned hereby certifies that all labor materials prior to the above date by undersigned in connection with the above named project have been paid in full. The undersigned agrees to indemnify and save harmless Fort Bend County against all loss, damage or expense of any character whatsoever that may arise by reason of claims for labor or unpaid materials used in connection with said improvements, prior to the above date. The undersigned further hereby releases and waives and all leins or lien-rights against all real property owned by Fort Bend County in Fort Bend County, Texas, arising out of work preformed or materials finished for or in connection with construction of said project.

Amount of Original Contract: \$4,478,858.50


CHANGE ORDERS-	Add: No. 1	\$39,945.00
	No. 2	\$198,184.04
	No. 3	\$50,130.03
	No. 4	\$460,443.80
	No. 5	\$125,636.25
	No. 6	\$28,168.11
	No. 7	\$14,037.18

TOTAL ADJUSTED CONTRACT: \$916,544.41

Value of Completed Work	<u>\$5,395,402.91</u>
Less 0% Retainage	<u>\$0.00</u>
Net Value of Completed Work	<u>\$5,395,402.91</u>

AMOUNT OF PREVIOUS PAYMENTS:	<u>\$5,224,083.67</u>
AMOUNT DUE THIS PAYMENT	<u>\$171,319.24</u>
TOTAL PAYMENTS TO DATE:	<u>\$5,395,402.91</u>
CONTRACT BALANCE:	<u>\$0.00</u>

Amount Retainage This Invoice	<u>\$0.00</u>
Amount Retainage Previous	<u>\$106,613.95</u>
Total Retainage to Date	<u>\$106,613.95</u>



Earth Builders, LP  
By: [Signature]  
Jerry Hawkinson, Houston Area Manager

STATE OF TEXAS  
COUNTY OF Harris

This Instrument was acknowledged before me on Oct. 16<sup>th</sup>, 2019, by Jerry Hawkinson, Houston Area Manager of Earth Builders, LP , a partnership of Texas, on behalf of said partnership, Sworn to and subscribed before me, a notary public on this the 16<sup>th</sup> day of October, 2019.

[Signature]  
Notary Public for the State of Texas  
My Commission Expires: 7-24-2023

OWNER: Fort Bend County  
B17-073 PO No. 153615

PROGRESS PAYMENT # 017

CONTRACT DATES

Project: Cane Island Parkway from FM 1463 to I10 - Bond Project 13306

Vendor: 26218  
Earth Builders, LP Project No. 1702

	FROM	TO
ORIGINAL	10-Jul-17	07-Apr-18
REVISED	10-Jul-17	10-Sep-18
THIS EST.	21-Nov-18	31-Mar-19

Item No.	Spec. No.	DESCRIPTION	UNIT	CONTRACT QUANTITIES & UNIT PRICE			Previous Payment		Current Payment		Total Payment To Date		
				A	B	C = A x B	D	E = D x B	F	G = F x B	H = D + F	I = H x B	J = H / A
				QTY	UNIT PRICE	TOTAL PRICE	QUANTITY	AMOUNT	QUANTITY	AMOUNT	QUANTITY	Total	% Comp.
<b>A. GENERAL ITEMS</b>													
1	See Plans	Project Sign	EA	3.00	\$ 1,000.00	\$ 3,000.00	3.00	\$ 3,000.00	0.00	\$ -	3.00	\$ 3,000.00	100.00%
2	102	Clearing and Grubbing	AC	11.00	\$ 5,000.00	\$ 55,000.00	11.00	\$ 55,000.00	0.00	\$ -	11.00	\$ 55,000.00	100.00%
3	TX502	Traffic Control	MO	12.00	\$ 3,000.00	\$ 36,000.00	12.00	\$ 36,000.00	0.00	\$ -	12.00	\$ 36,000.00	100.00%
4	TX508	Constructing Detours	SY	3,442.04	\$ 65.00	\$ 223,732.60	3,442.04	\$ 223,732.60	0.00	\$ -	3,442.04	\$ 223,732.60	100.00%
5	TX512	Port CTB (Fur & Instl)(Low Prof)(Type 1)	LF	1,400.00	\$ 65.00	\$ 91,000.00	1,400.00	\$ 91,000.00	0.00	\$ -	1,400.00	\$ 91,000.00	100.00%
6	TX512	Port CTB (Fur & Instl)(Low Prof)(Type 2)	LF	160.00	\$ 65.00	\$ 10,400.00	160.00	\$ 10,400.00	0.00	\$ -	160.00	\$ 10,400.00	100.00%
7	TX512	Port CTB (Move)(Low Prof)(Type 1)	LF	1,720.00	\$ 10.00	\$ 17,200.00	1,720.00	\$ 17,200.00	0.00	\$ -	1,720.00	\$ 17,200.00	100.00%
8	TX512	Port CTB (Move)(Low Prof)(Type 2)	LF	120.00	\$ 10.00	\$ 1,200.00	120.00	\$ 1,200.00	0.00	\$ -	120.00	\$ 1,200.00	100.00%
9	TX512	Port CTB (Remove)(Low Profile)(Type 1)	LF	1,400.00	\$ 10.00	\$ 14,000.00	1,400.00	\$ 14,000.00	0.00	\$ -	1,400.00	\$ 14,000.00	100.00%
10	TX512	Port CTB (Remove)(Low Profile)(Type 2)	LF	80.00	\$ 10.00	\$ 800.00	80.00	\$ 800.00	0.00	\$ -	80.00	\$ 800.00	100.00%
11	TX662	WK ZN Pav Mrk Non-Remove (W) 4" (Solid)	LF	6,413.00	\$ 0.75	\$ 4,809.75	6,413.00	\$ 4,809.75	0.00	\$ -	6,413.00	\$ 4,809.75	100.00%
12	TX662	WK ZN Pav Mrk Non-Remove (W) 8" (Solid)	LF	108.00	\$ 1.00	\$ 108.00	108.00	\$ 108.00	0.00	\$ -	108.00	\$ 108.00	100.00%
13	TX662	WK ZN Pav Mrk Non-Remove (W) 24" (Solid)	LF	55.00	\$ 1.50	\$ 82.50	55.00	\$ 82.50	0.00	\$ -	55.00	\$ 82.50	100.00%
14	TX662	WK ZN Pav Mrk Non-Remove (Y) 4" (Solid)	LF	6,017.00	\$ 0.75	\$ 4,512.75	6,017.00	\$ 4,512.75	0.00	\$ -	6,017.00	\$ 4,512.75	100.00%
15	TX662	WK ZN Pav Mrk Non-Remove (W) 4" (Dot)	LF	90.00	\$ 0.75	\$ 67.50	90.00	\$ 67.50	0.00	\$ -	90.00	\$ 67.50	100.00%
15A	TX662	WK ZN Pav Mrk Non-Remove (W) 4" (Dot) Credit	LS	-1.00	\$ (43,100.50)	\$ 43,100.50	-1.00	\$ 43,100.50	0.00	\$ -	-1.00	\$ 43,100.50	100.00%
16	TX662	WK ZN Pav Mrk Remove (W) 4" (Solid)	LF	2,379.00	\$ 0.75	\$ 1,784.25	2,379.00	\$ 1,784.25	0.00	\$ -	2,379.00	\$ 1,784.25	100.00%
17	TX662	WK ZN Pav Mrk Remove (Y) 4" (Solid)	LF	3,435.00	\$ 0.75	\$ 2,576.25	3,435.00	\$ 2,576.25	0.00	\$ -	3,435.00	\$ 2,576.25	100.00%
<b>SUBTOTAL GENERAL ITEMS</b>						\$ 466,273.60		\$ 466,273.60		\$ -		\$ 466,273.60	
<b>B. REMOVAL ITEMS</b>													
18	104	Remove Concrete (Pav)(All Depths)	SY	1,796.22	\$ 20.00	\$ 35,924.40	1,796.22	\$ 35,924.40	0.00	\$ -	1,796.22	\$ 35,924.40	100.00%
19	104,495	Removal of Structure and Foundation at Sta. 25+30	LS	1.00	\$ 12,000.00	\$ 12,000.00	1.00	\$ 12,000.00	0.00	\$ -	1.00	\$ 12,000.00	100.00%
20	TX105	Remove Stab Base (All Depths)	SY	5,715.00	\$ 2.00	\$ 11,430.00	5,715.00	\$ 11,430.00	0.00	\$ -	5,715.00	\$ 11,430.00	100.00%
21	TX305	Salv, Haul & Stockpile Recycle Pavement (All Depths)	SY	5,715.00	\$ 6.00	\$ 34,290.00	5,715.00	\$ 34,290.00	0.00	\$ -	5,715.00	\$ 34,290.00	100.00%
22	TX496	Remove Structure (Pipe)	LF	238.00	\$ 20.00	\$ 4,760.00	238.00	\$ 4,760.00	0.00	\$ -	238.00	\$ 4,760.00	100.00%
23	TX496	Remove Structure (Set)	EA	4.00	\$ 300.00	\$ 1,200.00	4.00	\$ 1,200.00	0.00	\$ -	4.00	\$ 1,200.00	100.00%
24	550	Remove and Dispose of Fencing Including Gates	LF	2,092.00	\$ 2.00	\$ 4,184.00	2,092.00	\$ 4,184.00	0.00	\$ -	2,092.00	\$ 4,184.00	100.00%
25	495	Remove and Dispose of 750-Gal Septic Tank	EA	3.00	\$ 2,500.00	\$ 7,500.00	3.00	\$ 7,500.00	0.00	\$ -	3.00	\$ 7,500.00	100.00%
<b>SUBTOTAL REMOVAL ITEMS</b>						\$ 111,288.40		\$ 111,288.40		\$ -		\$ 111,288.40	

OWNER: Fort Bend County  
B17-073 PO No. 153615

PROGRESS PAYMENT # 017

CONTRACT DATES

Project: Cane Island Parkway from FM 1463 to I10 - Bond Project 13306

	FROM	TO
ORIGINAL	10-Jul-17	07-Apr-18
REVISED	10-Jul-17	10-Sep-18
THIS EST.	21-Nov-18	31-Mar-19

Vendor: 26218  
Earth Builders, LP Project No. 1702

Item No.	Spec. No.	DESCRIPTION	UNIT	CONTRACT QUANTITIES & UNIT PRICE			Previous Payment		Current Payment		Total Payment To Date		
				A	B	C = A x B	D	E = D x B	F	G = F x B	H = D + F	I = H x B	J = H / A
				QTY	UNIT PRICE	TOTAL PRICE	QUANTITY	AMOUNT	QUANTITY	AMOUNT	QUANTITY	Total	% Comp.
<b>C. ROADWAY ITEMS</b>													
26	TX110	Roadway Excavation	CY	10,280.46	\$ 8.00	\$ 82,243.68	10,280.46	\$ 82,243.68	0.00	\$ -	10,280.46	\$ 82,243.68	100.00%
27	TX132	Roadway Embankment	CY	19,178.40	\$ 10.00	\$ 191,784.00	19,178.40	\$ 191,784.00	0.00	\$ -	19,178.40	\$ 191,784.00	100.00%
28	TX132	Cement Stabilized Abutment Backfill	CY	420.00	\$ 50.00	\$ 21,000.00	420.00	\$ 21,000.00	0.00	\$ -	420.00	\$ 21,000.00	100.00%
29	"SEE PLANS"	Pipeline Crossing Protection At Roadway And Pipeline Intersections	EA	1.00	\$ 5,000.00	\$ 5,000.00	1.00	\$ 5,000.00	0.00	\$ -	1.00	\$ 5,000.00	100.00%
30	TX260	Hydrated Lime (Estimated At 6% By Dry Weight)	TN	205.35	\$ 200.00	\$ 41,070.00	205.35	\$ 41,070.00	0.00	\$ -	205.35	\$ 41,070.00	100.00%
31	TX260	Lime Treated Subgrade (8" Depth)	SY	12,308.00	\$ 4.00	\$ 49,232.00	12,308.00	\$ 49,232.00	0.00	\$ -	12,308.00	\$ 49,232.00	100.00%
32	TX360	8" Joint Reinforced Concrete Pavement	SY	10,976.00	\$ 48.00	\$ 526,848.00	10,976.00	\$ 526,848.00	0.00	\$ -	10,976.00	\$ 526,848.00	100.00%
33	TX340	1.5" HMA Ty-C Sac-A Pg 70-22	TN	1,200.18	\$ 75.00	\$ 90,013.50	1,200.18	\$ 90,013.50	0.00	\$ -	1,200.18	\$ 90,013.50	100.00%
34	TX340	1.5" HMA Ty-C Pg 70-22 (Level Up)	TN	1,071.79	\$ 75.00	\$ 80,384.25	1,071.79	\$ 80,384.25	0.00	\$ -	1,071.79	\$ 80,384.25	100.00%
35	TX292	Asphalt Stabilized Base Gr 2 Pg 70	TN	6,218.97	\$ 65.00	\$ 404,233.05	6,218.97	\$ 404,233.05	0.00	\$ -	6,218.97	\$ 404,233.05	100.00%
36	TX529	Concrete Curb (Ty II)	LF	5,866.00	\$ 20.00	\$ 117,320.00	5,866.00	\$ 117,320.00	0.00	\$ -	5,866.00	\$ 117,320.00	100.00%
37	530	Concrete Driveways	SY	470.23	\$ 70.00	\$ 32,916.10	470.23	\$ 32,916.10	0.00	\$ -	470.23	\$ 32,916.10	100.00%
38	TX530	Asphalt Driveways	SY	116.00	\$ 70.00	\$ 8,120.00	116.00	\$ 8,120.00	0.00	\$ -	116.00	\$ 8,120.00	100.00%
39	TX422	Approch Slab	CY	48.00	\$ 600.00	\$ 28,800.00	48.00	\$ 28,800.00	0.00	\$ -	48.00	\$ 28,800.00	100.00%
40	TX540	Metal Beam Guard Fence	LF	100.00	\$ 25.00	\$ 2,500.00	100.00	\$ 2,500.00	0.00	\$ -	100.00	\$ 2,500.00	100.00%
41	TX540	Metal Beam Guard Fence (Thrie Beam)	LF	4.00	\$ 1,500.00	\$ 6,000.00	4.00	\$ 6,000.00	0.00	\$ -	4.00	\$ 6,000.00	100.00%
42	TX544	Metal Beam Guard Fence (Sgt)	EA	4.00	\$ 2,500.00	\$ 10,000.00	4.00	\$ 10,000.00	0.00	\$ -	4.00	\$ 10,000.00	100.00%
43	TX432	Mow Strip	CY	16.00	\$ 500.00	\$ 8,000.00	16.00	\$ 8,000.00	0.00	\$ -	16.00	\$ 8,000.00	100.00%
44	677	8" Sch. 40 Steel Sleeve	LF	100.00	\$ 45.00	\$ 4,500.00	100.00	\$ 4,500.00	0.00	\$ -	100.00	\$ 4,500.00	100.00%
<b>SUBTOTAL ROADWAY ITEMS</b>						\$ 1,709,964.58		\$ 1,709,964.58		\$ -		\$ 1,709,964.58	

OWNER: Fort Bend County  
B17-073 PO No. 153615

PROGRESS PAYMENT # 017

CONTRACT DATES

Project: Cane Island Parkway from FM 1463 to I10 - Bond Project 13306

Vendor: 26218  
Earth Builders, LP Project No. 1702

	FROM	TO
ORIGINAL	10-Jul-17	07-Apr-18
REVISED	10-Jul-17	10-Sep-18
THIS EST.	21-Nov-18	31-Mar-19

Item No.	Spec. No.	DESCRIPTION	UNIT	CONTRACT QUANTITIES & UNIT PRICE			Previous Payment		Current Payment		Total Payment To Date		
				A	B	C = A x B	D	E = D x B	F	G = F x B	H = D + F	I = H x B	J = H / A
				QTY	UNIT PRICE	TOTAL PRICE	QUANTITY	AMOUNT	QUANTITY	AMOUNT	QUANTITY	Total	% Comp.
<b>D. DRAINAGE ITEMS</b>													
45	HCFC02315	Channel Excavation	CY	830.00	\$ 10.00	\$ 8,300.00	830.00	\$ 8,300.00	0.00	\$ -	830.00	\$ 8,300.00	100.00%
46	HCFC02316	5" Thick Slope Paving	SY	919.00	\$ 65.00	\$ 59,735.00	919.00	\$ 59,735.00	0.00	\$ -	919.00	\$ 59,735.00	100.00%
47	HCFC02464	Timber Bent	EA	2.00	\$ 1,500.00	\$ 3,000.00	2.00	\$ 3,000.00	0.00	\$ -	2.00	\$ 3,000.00	100.00%
48	460	Reinforced Concrete Pipe (Class III) (24 Inch)	LF	1,500.51	\$ 50.00	\$ 75,025.50	1,500.51	\$ 75,025.50	0.00	\$ -	1,500.51	\$ 75,025.50	100.00%
49	460	Reinforced Concrete Pipe (Class III) (30 Inch)	LF	115.00	\$ 65.00	\$ 7,475.00	115.00	\$ 7,475.00	0.00	\$ -	115.00	\$ 7,475.00	100.00%
50	460	Reinforced Concrete Pipe (Class III) (36 Inch)	LF	701.00	\$ 80.00	\$ 56,080.00	701.00	\$ 56,080.00	0.00	\$ -	701.00	\$ 56,080.00	100.00%
51	460	Reinforced Concrete Pipe (Class III) (42 Inch)	LF	1,056.00	\$ 100.00	\$ 105,600.00	1,056.00	\$ 105,600.00	0.00	\$ -	1,056.00	\$ 105,600.00	100.00%
52	460	Reinforced Concrete Pipe (Class III) (48 Inch)	LF	54.00	\$ 120.00	\$ 6,480.00	54.00	\$ 6,480.00	0.00	\$ -	54.00	\$ 6,480.00	100.00%
53	460	Reinforced Concrete Pipe (Class III) (60 Inch)	LF	789.00	\$ 160.00	\$ 126,240.00	789.00	\$ 126,240.00	0.00	\$ -	789.00	\$ 126,240.00	100.00%
54	461	Corrugated Metal Pipe (60 Inch)	LF	72.00	\$ 100.00	\$ 7,200.00	72.00	\$ 7,200.00	0.00	\$ -	72.00	\$ 7,200.00	100.00%
55	461	Corrugated Metal Pipe (72 Inch)	LF	36.00	\$ 125.00	\$ 4,500.00	36.00	\$ 4,500.00	0.00	\$ -	36.00	\$ 4,500.00	100.00%
56	429	Trench Safty System (5 to 10 Feet)	LF	4,397.51	\$ 5.00	\$ 21,987.55	4,397.51	\$ 21,987.55	0.00	\$ -	4,397.51	\$ 21,987.55	100.00%
57	TX465	Precast Type "A" Concrete Manhole (All Depths)	EA	12.00	\$ 3,500.00	\$ 42,000.00	12.00	\$ 42,000.00	0.00	\$ -	12.00	\$ 42,000.00	100.00%
58	TX465	Precast Type "B" Concrete Manhole (All Depths)	EA	6.00	\$ 7,500.00	\$ 45,000.00	6.00	\$ 45,000.00	0.00	\$ -	6.00	\$ 45,000.00	100.00%
59	TX465	Type "A" Inlet	EA	2.00	\$ 3,500.00	\$ 7,000.00	2.00	\$ 7,000.00	0.00	\$ -	2.00	\$ 7,000.00	100.00%
60	TX465	Type "Aad" Inlet	EA	1.00	\$ 3,500.00	\$ 3,500.00	1.00	\$ 3,500.00	0.00	\$ -	1.00	\$ 3,500.00	100.00%
61	TX465	Type "C" Inlet	EA	11.00	\$ 3,000.00	\$ 33,000.00	11.00	\$ 33,000.00	0.00	\$ -	11.00	\$ 33,000.00	100.00%
62	TX465	Type "C" Inlet Extension	EA	1.00	\$ 1,500.00	\$ 1,500.00	1.00	\$ 1,500.00	0.00	\$ -	1.00	\$ 1,500.00	100.00%
63	TX467	Set (Ty II) (24Inch) (6:1)	EA	8.00	\$ 2,000.00	\$ 16,000.00	8.00	\$ 16,000.00	0.00	\$ -	8.00	\$ 16,000.00	100.00%
<b>SUBTOTAL DRAINAGE ITEMS</b>						\$ 629,623.05		\$ 629,623.05		\$ -		\$ 629,623.05	
<b>E. BRIDGE ITEMS</b>													
64	TX416	Drill Shaft (18 Inch)	LF	140.00	\$ 60.00	\$ 8,400.00	140.00	\$ 8,400.00	0.00	\$ -	140.00	\$ 8,400.00	100.00%
65	TX416	Drill Shaft (36 Inch)	LF	1,152.00	\$ 160.00	\$ 184,320.00	1,152.00	\$ 184,320.00	0.00	\$ -	1,152.00	\$ 184,320.00	100.00%
66	TX420	Class "C" Concrete Abutment	CY	56.00	\$ 900.00	\$ 50,400.00	56.00	\$ 50,400.00	0.00	\$ -	56.00	\$ 50,400.00	100.00%
67	TX420	Class "C" Concrete (Bent)	CY	61.50	\$ 900.00	\$ 55,350.00	61.50	\$ 55,350.00	0.00	\$ -	61.50	\$ 55,350.00	100.00%
68	TX420	Class "C" Concrete (Column)	CY	36.30	\$ 900.00	\$ 32,670.00	36.30	\$ 32,670.00	0.00	\$ -	36.30	\$ 32,670.00	100.00%
69	TX422	Reinforced Concrete Slab	SF	18,000.00	\$ 20.00	\$ 360,000.00	18,000.00	\$ 360,000.00	0.00	\$ -	18,000.00	\$ 360,000.00	100.00%
70	TX422	Bridge Raised Curb	SF	3,840.00	\$ 8.00	\$ 30,720.00	3,840.00	\$ 30,720.00	0.00	\$ -	3,840.00	\$ 30,720.00	100.00%
71	TX425	Prestressed Concrete Girder (Tx46)	LF	2,388.00	\$ 180.00	\$ 429,840.00	2,388.00	\$ 429,840.00	0.00	\$ -	2,388.00	\$ 429,840.00	100.00%
72	TX432	RipRap (Concrete) Class "B" (Rr8 & Rr9)	CY	44.90	\$ 600.00	\$ 26,940.00	44.90	\$ 26,940.00	0.00	\$ -	44.90	\$ 26,940.00	100.00%
73	TX442	Bridge Curb Drains	LB	768.00	\$ 20.00	\$ 15,360.00	768.00	\$ 15,360.00	0.00	\$ -	768.00	\$ 15,360.00	100.00%
74	TX450	Rail (type C223)	LF	1,280.00	\$ 120.00	\$ 153,600.00	1,280.00	\$ 153,600.00	0.00	\$ -	1,280.00	\$ 153,600.00	100.00%
75	TX454	Sealed Expansion Joint (4 Inch) (Sej-A)	LF	75.60	\$ 100.00	\$ 7,560.00	75.60	\$ 7,560.00	0.00	\$ -	75.60	\$ 7,560.00	100.00%
<b>SUBTOTAL BRIDGE ITEMS</b>						\$ 1,355,160.00		\$ 1,355,160.00		\$ -		\$ 1,355,160.00	

OWNER: Fort Bend County  
B17-073 PO No. 153615

PROGRESS PAYMENT # 017

CONTRACT DATES

Project: Cane Island Parkway from FM 1463 to I10 - Bond Project 13306

	FROM	TO
ORIGINAL	10-Jul-17	07-Apr-18
REVISED	10-Jul-17	10-Sep-18
THIS EST.	21-Nov-18	31-Mar-19

Vendor: 26218  
Earth Builders, LP Project No. 1702

Item No.	Spec. No.	DESCRIPTION	UNIT	CONTRACT QUANTITIES & UNIT PRICE			Previous Payment		Current Payment		Total Payment To Date		
				A	B	C = A x B	D	E = D x B	F	G = F x B	H = D + F	I = H x B	J = H / A
				QTY	UNIT PRICE	TOTAL PRICE	QUANTITY	AMOUNT	QUANTITY	AMOUNT	QUANTITY	Total	% Comp.
<b>F. SIGNAGE &amp; PAVEMENT MARKINGS ITEMS</b>													
76	TX636	Aluminum Signs	EA	36.00	\$ 500.00	\$ 18,000.00	36.00	\$ 18,000.00	0.00	\$ -	36.00	\$ 18,000.00	100.00%
77	TX666	Paving Marking Type 1 (W) (4 Inch) (Solid)	LF	5,400.00	\$ 0.75	\$ 4,050.00	5,400.00	\$ 4,050.00	0.00	\$ -	5,400.00	\$ 4,050.00	100.00%
78	TX666	Paving Marking Type 1 (W) (8 Inch) (Dot)	LF	198.00	\$ 0.75	\$ 148.50	198.00	\$ 148.50	0.00	\$ -	198.00	\$ 148.50	100.00%
79	TX666	Paving Marking Type 1 (W) (8 Inch) (Solid)	LF	1,754.00	\$ 0.75	\$ 1,315.50	1,754.00	\$ 1,315.50	0.00	\$ -	1,754.00	\$ 1,315.50	100.00%
80	TX666	Paving Marking Type 1 (W) (12 Inch) (Solid)	LF	471.00	\$ 2.00	\$ 942.00	471.00	\$ 942.00	0.00	\$ -	471.00	\$ 942.00	100.00%
81	TX666	Paving Marking Type 1 (W) (24 Inch) (Solid)	LF	144.00	\$ 5.00	\$ 720.00	144.00	\$ 720.00	0.00	\$ -	144.00	\$ 720.00	100.00%
82	TX666	Paving Marking Type 1 (Y) (4 Inch) (Solid)	LF	13,560.00	\$ 0.75	\$ 10,170.00	13,560.00	\$ 10,170.00	0.00	\$ -	13,560.00	\$ 10,170.00	100.00%
83	TX668	Prefab Paving Marking Type C (W) (Arrow)	EA	10.00	\$ 150.00	\$ 1,500.00	10.00	\$ 1,500.00	0.00	\$ -	10.00	\$ 1,500.00	100.00%
84	TX668	Prefab Paving Marking Type C (W) (Word)	EA	10.00	\$ 150.00	\$ 1,500.00	10.00	\$ 1,500.00	0.00	\$ -	10.00	\$ 1,500.00	100.00%
85	TX672	Reflective Paving Marking Type I-C	EA	91.00	\$ 5.00	\$ 455.00	91.00	\$ 455.00	0.00	\$ -	91.00	\$ 455.00	100.00%
86	TX672	Reflective Paving Marking Type II-A-A	EA	623.00	\$ 4.00	\$ 2,492.00	623.00	\$ 2,492.00	0.00	\$ -	623.00	\$ 2,492.00	100.00%
87	TX672	Type (Y) Button	EA	475.00	\$ 1.50	\$ 712.50	475.00	\$ 712.50	0.00	\$ -	475.00	\$ 712.50	100.00%
88	TX658	Install Delineator Assembly (D-Sw) Szl (Flx) Gf2	EA	12.00	\$ 25.00	\$ 300.00	12.00	\$ 300.00	0.00	\$ -	12.00	\$ 300.00	100.00%
89	TX658	Install Delineator Assembly (D-Sw) Sz (Brf) Ctb (Bi)	EA	32.00	\$ 25.00	\$ 800.00	32.00	\$ 800.00	0.00	\$ -	32.00	\$ 800.00	100.00%
90	TX677	Elim Ext Paving Marking & Marker (4 Inch)	LF	7,259.00	\$ 1.00	\$ 7,259.00	7,259.00	\$ 7,259.00	0.00	\$ -	7,259.00	\$ 7,259.00	100.00%
91	TX677	Elim Ext Paving Marking & Marker (8 Inch)	LF	641.00	\$ 1.00	\$ 641.00	641.00	\$ 641.00	0.00	\$ -	641.00	\$ 641.00	100.00%
92	TX677	Elim Ext Paving Marking & Marker (24 Inch)	LF	379.00	\$ 1.50	\$ 568.50	379.00	\$ 568.50	0.00	\$ -	379.00	\$ 568.50	100.00%
93	TX677	Elim Ext Paving Marking & Marker (Arrow)	EA	5.00	\$ 150.00	\$ 750.00	5.00	\$ 750.00	0.00	\$ -	5.00	\$ 750.00	100.00%
94	TX677	Elim Ext Paving Marking & Marker (Word)	EA	5.00	\$ 150.00	\$ 750.00	5.00	\$ 750.00	0.00	\$ -	5.00	\$ 750.00	100.00%
95	TX644	Remove Small Road Sign Support & Arm	EA	7.00	\$ 150.00	\$ 1,050.00	7.00	\$ 1,050.00	0.00	\$ -	7.00	\$ 1,050.00	100.00%
96	TX685	Remove Roadside Flash Beacon Assembly	EA	1.00	\$ 500.00	\$ 500.00	1.00	\$ 500.00	0.00	\$ -	1.00	\$ 500.00	100.00%
<b>SUBTOTAL SIGNAGE &amp; PAVEMENT MARKING ITEMS</b>						\$ 54,624.00		\$ 54,624.00		\$ -		\$ 54,624.00	

OWNER: Fort Bend County  
B17-073 PO No. 153615

PROGRESS PAYMENT # 017

CONTRACT DATES

Project: Cane Island Parkway from FM 1463 to I10 - Bond Project 13306

Vendor: 26218  
Earth Builders, LP Project No. 1702

	FROM	TO
ORIGINAL	10-Jul-17	07-Apr-18
REVISED	10-Jul-17	10-Sep-18
THIS EST.	21-Nov-18	31-Mar-19

Item No.	Spec. No.	DESCRIPTION	UNIT	CONTRACT QUANTITIES & UNIT PRICE			Previous Payment		Current Payment		Total Payment To Date		
				A	B	C = A x B	D	E = D x B	F	G = F x B	H = D + F	I = H x B	J = H / A
				QTY	UNIT PRICE	TOTAL PRICE	QUANTITY	AMOUNT	QUANTITY	AMOUNT	QUANTITY	Total	% Comp.
<b>G. TRAFFIC SIGNAL ITEMS</b>													
97	TX416	Drill Shaft (Traffic Signal Pole) (36 Inch)	LF	60.00	\$ 300.00	\$ 18,000.00	60.00	\$ 18,000.00	0.00	\$ -	60.00	\$ 18,000.00	100.00%
98	TX531	Concrete Sidewalks (6 Inch)	SY	86.00	\$ 65.00	\$ 5,590.00	86.00	\$ 5,590.00	0.00	\$ -	86.00	\$ 5,590.00	100.00%
99	TX618	Conduit (PVC) (Sch 40) (2 Inch)	LF	890.00	\$ 10.00	\$ 8,900.00	890.00	\$ 8,900.00	0.00	\$ -	890.00	\$ 8,900.00	100.00%
100	TX618	Conduit (PVC) (Sch 40) (3 Inch)	LF	10.00	\$ 14.00	\$ 140.00	10.00	\$ 140.00	0.00	\$ -	10.00	\$ 140.00	100.00%
101	TX618	Conduit (PVC) (Sch 40) (4 Inch)	LF	25.00	\$ 15.00	\$ 375.00	25.00	\$ 375.00	0.00	\$ -	25.00	\$ 375.00	100.00%
102	TX620	Electric Conduit (No. 6) (Bare)	LF	775.00	\$ 1.50	\$ 1,162.50	775.00	\$ 1,162.50	0.00	\$ -	775.00	\$ 1,162.50	100.00%
103	TX620	Electric Conduit (No. 4) (Bare)	LF	140.00	\$ 1.50	\$ 210.00	140.00	\$ 210.00	0.00	\$ -	140.00	\$ 210.00	100.00%
104	TX620	Electric Conduit (No.4) Insulated	LF	275.00	\$ 2.00	\$ 550.00	275.00	\$ 550.00	0.00	\$ -	275.00	\$ 550.00	100.00%
105	TX621	Tray Cable (4Cond) (12 Awg)	LF	665.00	\$ 2.00	\$ 1,330.00	665.00	\$ 1,330.00	0.00	\$ -	665.00	\$ 1,330.00	100.00%
106	TX624	Ground Box Type D (162922) W/Apron	EA	5.00	\$ 2,000.00	\$ 10,000.00	5.00	\$ 10,000.00	0.00	\$ -	5.00	\$ 10,000.00	100.00%
107	TX625	Zinc-Coat Steel Wire Strand (1/4 Inch)	LF	600.00	\$ 2.50	\$ 1,500.00	600.00	\$ 1,500.00	0.00	\$ -	600.00	\$ 1,500.00	100.00%
108	TX625	Zinc-Coat Steel Wire Strand (3/8 Inch)	LF	600.00	\$ 2.50	\$ 1,500.00	600.00	\$ 1,500.00	0.00	\$ -	600.00	\$ 1,500.00	100.00%
109	TX625	Zinc-Coat Steel Wire Strand (5/16 Inch)	LF	600.00	\$ 2.50	\$ 1,500.00	600.00	\$ 1,500.00	0.00	\$ -	600.00	\$ 1,500.00	100.00%
110	TX628	Electrical Service Type D 120/240 070(Ns)Ss(E)Sp(O)	EA	1.00	\$ 5,000.00	\$ 5,000.00	1.00	\$ 5,000.00	0.00	\$ -	1.00	\$ 5,000.00	100.00%
111	TX680	Install Hwy Traffic Signal (Isolated)	EA	1.00	\$ 35,000.00	\$ 35,000.00	1.00	\$ 35,000.00	0.00	\$ -	1.00	\$ 35,000.00	100.00%
112	TX682	Vehicle Signal Section (12 Inch) Led(Grn)	EA	8.00	\$ 200.00	\$ 1,600.00	8.00	\$ 1,600.00	0.00	\$ -	8.00	\$ 1,600.00	100.00%
113	TX682	Vehicle Signal Section (12 Inch) Led(Grn Arw)	EA	4.00	\$ 200.00	\$ 800.00	4.00	\$ 800.00	0.00	\$ -	4.00	\$ 800.00	100.00%
114	TX682	Vehicle Signal Section (12 Inch) Led(Yellow)	EA	8.00	\$ 200.00	\$ 1,600.00	8.00	\$ 1,600.00	0.00	\$ -	8.00	\$ 1,600.00	100.00%
115	TX682	Vehicle Signal Section (12 Inch) Led(Yel Arw)	EA	4.00	\$ 200.00	\$ 800.00	4.00	\$ 800.00	0.00	\$ -	4.00	\$ 800.00	100.00%
116	TX682	Vehicle Signal Section (12 Inch) Led(Red)	EA	8.00	\$ 200.00	\$ 1,600.00	8.00	\$ 1,600.00	0.00	\$ -	8.00	\$ 1,600.00	100.00%
117	TX682	Vehicle Signal Section (12 Inch) Led(Red Arw)	EA	2.00	\$ 200.00	\$ 400.00	2.00	\$ 400.00	0.00	\$ -	2.00	\$ 400.00	100.00%
118	TX682	Pedestrian Signal Section (Led) (Countdown)	EA	8.00	\$ 500.00	\$ 4,000.00	8.00	\$ 4,000.00	0.00	\$ -	8.00	\$ 4,000.00	100.00%
119	TX682	Back Plate (12 Inch)(3 Seconds)	EA	6.00	\$ 100.00	\$ 600.00	6.00	\$ 600.00	0.00	\$ -	6.00	\$ 600.00	100.00%
120	TX682	Back Plate (12 Inch)(4 Seconds)	EA	4.00	\$ 100.00	\$ 400.00	4.00	\$ 400.00	0.00	\$ -	4.00	\$ 400.00	100.00%
121	TX684	Traffic Signal Cable (Type A)(12 Awg)(2 Conductor)	LF	1,160.00	\$ 2.00	\$ 2,320.00	1,160.00	\$ 2,320.00	0.00	\$ -	1,160.00	\$ 2,320.00	100.00%
122	TX684	Traffic Signal Cable (Type A)(12 Awg)(4 Conductor)	LF	1,210.00	\$ 2.00	\$ 2,420.00	1,210.00	\$ 2,420.00	0.00	\$ -	1,210.00	\$ 2,420.00	100.00%
123	TX684	Traffic Signal Cable (Type A)(12 Awg)(7 Conductor)	LF	950.00	\$ 3.00	\$ 2,850.00	950.00	\$ 2,850.00	0.00	\$ -	950.00	\$ 2,850.00	100.00%
124	TX686	Install Traffic Signal Plain Arm (S) Str (Type D)	EA	2.00	\$ 5,000.00	\$ 10,000.00	2.00	\$ 10,000.00	0.00	\$ -	2.00	\$ 10,000.00	100.00%
125	TX686	Install Traffic Signal Plain Arm (S) Str (Type D) Lum	EA	2.00	\$ 5,000.00	\$ 10,000.00	2.00	\$ 10,000.00	0.00	\$ -	2.00	\$ 10,000.00	100.00%
126	TX687	Pedestrian Pole Assembly	EA	7.00	\$ 2,000.00	\$ 14,000.00	7.00	\$ 14,000.00	0.00	\$ -	7.00	\$ 14,000.00	100.00%
127	TX688	Pedestrian Detection Push Button (Aps)	EA	8.00	\$ 1,000.00	\$ 8,000.00	8.00	\$ 8,000.00	0.00	\$ -	8.00	\$ 8,000.00	100.00%
128	TX688	Pedestrian Detector Controller Unit	EA	1.00	\$ 3,000.00	\$ 3,000.00	1.00	\$ 3,000.00	0.00	\$ -	1.00	\$ 3,000.00	100.00%
129	TX6025	Radar Presence Detector	EA	4.00	\$ 7,500.00	\$ 30,000.00	4.00	\$ 30,000.00	0.00	\$ -	4.00	\$ 30,000.00	100.00%
130	TX6025	Radar Presence Detector Common Cable	LF	750.00	\$ 3.00	\$ 2,250.00	750.00	\$ 2,250.00	0.00	\$ -	750.00	\$ 2,250.00	100.00%
131	TX6057	Radar Advance Detection Device	EA	3.00	\$ 7,500.00	\$ 22,500.00	0.00	\$ -	3.00	\$ 22,500.00	3.00	\$ 22,500.00	100.00%
<b>SUBTOTAL TRAFFIC SIGNAL ITEMS</b>						\$ 209,897.50		\$ 187,397.50		\$ 22,500.00		\$ 209,897.50	

OWNER: Fort Bend County  
B17-073 PO No. 153615

PROGRESS PAYMENT # 017

CONTRACT DATES

Project: Cane Island Parkway from FM 1463 to I10 - Bond Project 13306

	FROM	TO
ORIGINAL	10-Jul-17	07-Apr-18
REVISED	10-Jul-17	10-Sep-18
THIS EST.	21-Nov-18	31-Mar-19

Vendor: 26218  
Earth Builders, LP Project No. 1702

Item No.	Spec. No.	DESCRIPTION	UNIT	CONTRACT QUANTITIES & UNIT PRICE			Previous Payment		Current Payment		Total Payment To Date		
				A	B	C = A x B	D	E = D x B	F	G = F x B	H = D + F	I = H x B	J = H / A
				QTY	UNIT PRICE	TOTAL PRICE	QUANTITY	AMOUNT	QUANTITY	AMOUNT	QUANTITY	Total	% Comp.
<b>STORM WATER POLLUTION ITEMS</b>													
132	TX506	Stabilized Construction Access	SY	156.00	\$ 40.00	\$ 6,240.00	156.00	\$ 6,240.00	0.00	\$ -	156.00	\$ 6,240.00	100.00%
133	719	Inlet Protection Barrier - Stage 1	EA	3.00	\$ 120.00	\$ 360.00	3.00	\$ 360.00	0.00	\$ -	3.00	\$ 360.00	100.00%
134	741	Inlet Protection Barrier - Stage 2	EA	11.00	\$ 120.00	\$ 1,320.00	11.00	\$ 1,320.00	0.00	\$ -	11.00	\$ 1,320.00	100.00%
135	165	Hydro-Mulch Seeding of all Disturbed Areas	AC	8.00	\$ 1,500.00	\$ 12,000.00	8.00	\$ 12,000.00	0.00	\$ -	8.00	\$ 12,000.00	100.00%
136	162	Block Sod	LF	10,580.00	\$ 1.00	\$ 10,580.00	10,580.00	\$ 10,580.00	0.00	\$ -	10,580.00	\$ 10,580.00	100.00%
137	713	Reinforced Filter Fabric Barrier	LF	5,495.00	\$ 3.00	\$ 16,485.00	5,495.00	\$ 16,485.00	0.00	\$ -	5,495.00	\$ 16,485.00	100.00%
138	730	Concrete Washout Structure	LS	1.00	\$ 1,500.00	\$ 1,500.00	1.00	\$ 1,500.00	0.00	\$ -	1.00	\$ 1,500.00	100.00%
<b>SUBTOTAL STORM WATER POLLUTION PREVENTION ITEMS</b>						\$ 48,485.00		\$ 48,485.00		\$ -		\$ 48,485.00	
<b>I. ADDITIONAL UNIT ITEMS</b>													
139	436	Dewatering	LF	0.00	\$ 20.00	\$ -	0.00	\$ -	0.00	\$ -	0.00	\$ -	0.00%
140	TX400	Cement Stabilized Backfill	CY	5,603.00	\$ 40.00	\$ 224,120.00	5,603.00	\$ 224,120.00	0.00	\$ -	5,603.00	\$ 224,120.00	100.00%
141	556	Barb Wire Fence	LF	2,771.00	\$ 5.00	\$ 13,855.00	2,771.00	\$ 13,855.00	0.00	\$ -	2,771.00	\$ 13,855.00	100.00%
142	495	Relocate Monument Sign	LS	1.00	\$ 1,000.00	\$ 1,000.00	1.00	\$ 1,000.00	0.00	\$ -	1.00	\$ 1,000.00	100.00%
143		Articulating Concrete Block	SY	1,172.44	\$ 82.50	\$ 96,726.30	1,172.44	\$ 96,726.30	0.00	\$ -	1,172.44	\$ 96,726.30	100.00%
<b>SUBTOTAL ADDITIONAL UNIT ITEMS</b>						\$ 335,701.30		\$ 335,701.30		\$ -		\$ 335,701.30	

OWNER: Fort Bend County  
B17-073 PO No. 153615

PROGRESS PAYMENT # 017

CONTRACT DATES

Project: Cane Island Parkway from FM 1463 to I10 - Bond Project 13306

Vendor: 26218  
Earth Builders, LP Project No. 1702

	FROM	TO
ORIGINAL	10-Jul-17	07-Apr-18
REVISED	10-Jul-17	10-Sep-18
THIS EST.	21-Nov-18	31-Mar-19

Item No.	Spec. No.	DESCRIPTION	UNIT	CONTRACT QUANTITIES & UNIT PRICE			Previous Payment		Current Payment		Total Payment To Date		
				A	B	C = A x B	D	E = D x B	F	G = F x B	H = D + F	I = H x B	J = H / A
				QTY	UNIT PRICE	TOTAL PRICE	QUANTITY	AMOUNT	QUANTITY	AMOUNT	QUANTITY	Total	% Comp.
<b>CHANGE ORDERS</b>													
CO#1		8' x 16' Laminated Mats (Grade B)	EA	100.00	\$ 299.45	\$ 29,945.00	100.00	\$ 29,945.00	0.00	\$ -	100.00	\$ 29,945.00	100.00%
		Installation	LS	1.00	\$ 3,500.00	\$ 3,500.00	1.00	\$ 3,500.00	0.00	\$ -	1.00	\$ 3,500.00	100.00%
		Remove and Dispose	LS	1.00	\$ 6,500.00	\$ 6,500.00	1.00	\$ 6,500.00	0.00	\$ -	1.00	\$ 6,500.00	100.00%
CO#2		16' Single Drive Gate	EA	2.00	\$ 650.00	\$ 1,300.00	2.00	\$ 1,300.00	0.00	\$ -	2.00	\$ 1,300.00	100.00%
		Water Crossing Gate	EA	1.00	\$ 2,500.00	\$ 2,500.00	1.00	\$ 2,500.00	0.00	\$ -	1.00	\$ 2,500.00	100.00%
		Zero Concrete Slab Across Dow Chemical Pipeline	CY	34.23	\$ 719.42	\$ 24,625.75	34.23	\$ 24,625.75	0.00	\$ -	34.23	\$ 24,625.74	100.00%
		Temporary Traffic Signal	EA	1.00	\$ 6,265.00	\$ 6,265.00	1.00	\$ 6,265.00	0.00	\$ -	1.00	\$ 6,265.00	100.00%
		4' x 2' Box Culvert	LF	243.00	\$ 203.60	\$ 49,474.80	243.00	\$ 49,474.80	0.00	\$ -	243.00	\$ 49,474.80	100.00%
		18" Stone Protection Riprap	CY	600.00	\$ 153.61	\$ 92,166.00	600.00	\$ 92,166.00	0.00	\$ -	600.00	\$ 92,166.00	100.00%
CO#3		Light Towers	EA	4.00	\$ 540.00	\$ 2,160.00	4.00	\$ 2,160.00	0.00	\$ -	4.00	\$ 2,160.00	100.00%
		Flaggers (3) Each	HR	25.00	\$ 90.00	\$ 2,250.00	25.00	\$ 2,250.00	0.00	\$ -	25.00	\$ 2,250.00	100.00%
		TMA Truck	Day	2.00	\$ 1,300.00	\$ 2,600.00	2.00	\$ 2,600.00	0.00	\$ -	2.00	\$ 2,600.00	100.00%
		Electric Message (2) Each	DAY	2.00	\$ 800.00	\$ 1,600.00	2.00	\$ 1,600.00	0.00	\$ -	2.00	\$ 1,600.00	100.00%
		Traffic Control Signs	LS	1.00	\$ 3,800.00	\$ 3,800.00	1.00	\$ 3,800.00	0.00	\$ -	1.00	\$ 3,800.00	100.00%
		Law Enforcement Officers (2) Each	HR	25.00	\$ 104.96	\$ 2,624.00	25.00	\$ 2,624.00	0.00	\$ -	25.00	\$ 2,624.00	100.00%
		EAP & T Tack Coat	GALS	363.64	\$ 8.25	\$ 3,000.03	363.64	\$ 3,000.03	0.00	\$ -	363.64	\$ 3,000.03	100.00%
		Temporary Plastic Tabs (Double Yellow)	EA	250.00	\$ 2.00	\$ 500.00	250.00	\$ 500.00	0.00	\$ -	250.00	\$ 500.00	100.00%
		Temporary Plastic Tabs (White)	EA	260.00	\$ 2.00	\$ 520.00	260.00	\$ 520.00	0.00	\$ -	260.00	\$ 520.00	100.00%
		Weekend and Night Operation	LS	1.00	\$ 13,000.00	\$ 13,000.00	1.00	\$ 13,000.00	0.00	\$ -	1.00	\$ 13,000.00	100.00%
CO#4		Regrading to Drain Surface Water from Ponding	LS	1.00	\$ 3,580.00	\$ 3,580.00	1.00	\$ 3,580.00	0.00	\$ -	1.00	\$ 3,580.00	100.00%
		Saw Cutting Existing Concrete	LS	1.00	\$ 450.00	\$ 450.00	1.00	\$ 450.00	0.00	\$ -	1.00	\$ 450.00	100.00%
		RFI No. 9 Remove and Replace Pavement Strpping	LS	1.00	\$ 4,534.98	\$ 4,534.98	1.00	\$ 4,534.98	0.00	\$ -	1.00	\$ 4,534.98	100.00%
		RFI No. 9 Saw Cutting Existing Pavement	LS	1.00	\$ 3,071.21	\$ 3,071.21	1.00	\$ 3,071.21	0.00	\$ -	1.00	\$ 3,071.21	100.00%
		Modification of Storm MH A2	LS	1.00	\$ 985.00	\$ 985.00	1.00	\$ 985.00	0.00	\$ -	1.00	\$ 985.00	100.00%
		Remove Existing 15" RCP and Replace with 18" RCP	LF	72.00	\$ 48.00	\$ 3,456.00	72.00	\$ 3,456.00	0.00	\$ -	72.00	\$ 3,456.00	100.00%
		Hauled Excess Material with On-Road Trucks to Spring Green Project	CY	980.00	\$ 8.00	\$ 7,840.00	980.00	\$ 7,840.00	0.00	\$ -	980.00	\$ 7,840.00	100.00%
		Replaced Route Signs to Comply with TMUTCD	LS	1.00	\$ 456.20	\$ 456.20	1.00	\$ 456.20	0.00	\$ -	1.00	\$ 456.20	100.00%
		Electronic Measage Boards	LS	1.00	\$ 2,863.35	\$ 2,863.35	1.00	\$ 2,863.35	0.00	\$ -	1.00	\$ 2,863.35	100.00%
		Wavetronic Radar Detectors Present	EA	4.00	\$ 4,915.00	\$ 19,660.00	4.00	\$ 19,660.00	0.00	\$ -	4.00	\$ 19,660.00	100.00%
		Wavetronic Radar Detectors Advance	EA	3.00	\$ 4,915.00	\$ 14,745.00	3.00	\$ 14,745.00	0.00	\$ -	3.00	\$ 14,745.00	100.00%
		Communication Cable	LF	1,170.00	\$ 1.65	\$ 1,930.50	1,170.00	\$ 1,930.50	0.00	\$ -	1,170.00	\$ 1,930.50	100.00%
		Installation Assistance	LS	1.00	\$ 500.00	\$ 500.00	1.00	\$ 500.00	0.00	\$ -	1.00	\$ 500.00	100.00%
		Early Opening of Cane Island Pavement Stripping	LS	1.00	\$ 3,593.04	\$ 3,593.04	1.00	\$ 3,593.04	0.00	\$ -	1.00	\$ 3,593.04	100.00%
		Furnished and Installed Crushed Concrete	TN	224.88	\$ 36.00	\$ 8,095.68	224.88	\$ 8,095.68	0.00	\$ -	224.88	\$ 8,095.68	100.00%
		RFI No. 8 Funish & Install 24" RCP	LF	144.00	\$ 46.00	\$ 6,624.00	144.00	\$ 6,624.00	0.00	\$ -	144.00	\$ 6,624.00	100.00%
		Furnished and Installed NO Outlet Signs for Willow Bend	EA	2.00	\$ 393.44	\$ 786.88	2.00	\$ 786.88	0.00	\$ -	2.00	\$ 786.88	100.00%
		Addendum No. 13 TCP for Lane Closure for Willow Bend	LS	1.00	\$ 1,484.70	\$ 1,484.70	1.00	\$ 1,484.70	0.00	\$ -	1.00	\$ 1,484.70	100.00%
		Furnish & Install Signal Ahead Beacon Sign	LS	1.00	\$ 6,009.12	\$ 6,009.12	1.00	\$ 6,009.12	0.00	\$ -	1.00	\$ 6,009.12	100.00%
CO#4	TX360	8" Joint Reinforced Concrete Pavement (Credit)	SY	1.00	\$ (5,280.00)	\$ (5,280.00)	1.00	\$ (5,280.00)			1.00	\$ (5,280.00)	100.00%
		Additional Driveway Signs Along FM 1463	LS	1.00	\$ 1,327.70	\$ 1,327.70	1.00	\$ 1,327.70	0.00	\$ -	1.00	\$ 1,327.70	100.00%
CO#5		Temporary Traffic Signals	LS	1.00	\$ 97,136.25	\$ 97,136.25	1.00	\$ 97,136.25	0.00	\$ -	1.00	\$ 97,136.25	100.00%
CO#6		Willow Bend Install and Relocacte Signs	LS	1.00	\$ 1,110.17	\$ 1,110.17	0.00	\$ -	1.00	\$ 1,110.17	1.00	\$ 1,110.17	100.00%
CO#6		Aluminum Signs (D1-2)	LS	1.00	\$ 1,337.50	\$ 1,337.50	0.00	\$ -	1.00	\$ 1,337.50	1.00	\$ 1,337.50	100.00%
CO#6		Blacktop Radius at Cane Island and IH 10	LS	1.00	\$ 25,720.44	\$ 25,720.44	0.00	\$ -	1.00	\$ 25,720.44	1.00	\$ 25,720.44	100.00%
CO#7		Repairing Guard Rail and Removing Striping on FM 1463	LS	1.00	\$ 14,037.18	\$ 14,037.18	0.00	\$ -	1.00	\$ 14,037.18	1.00	\$ 14,037.18	100.00%
<b>SUBTOTAL CHANGE ORDER ITEMS</b>						Page 7 of 8 474,385.48		\$ 432,180.19		\$ 42,205.29		\$ 474,385.48	

OWNER: Fort Bend County  
 B17-073 PO No. 153615

PROGRESS PAYMENT # 017

CONTRACT DATES

Project: Cane Island Parkway from FM 1463 to I10 - Bond Project 13306

	FROM	TO
ORIGINAL	10-Jul-17	07-Apr-18
REVISED	10-Jul-17	10-Sep-18
THIS EST.	21-Nov-18	31-Mar-19

Vendor: 26218  
 Earth Builders, LP Project No. 1702

Item No.	Spec. No.	DESCRIPTION	UNIT	CONTRACT QUANTITIES & UNIT PRICE			Previous Payment		Current Payment		Total Payment To Date		
				A	B	C = A x B	D	E = D x B	F	G = F x B	H = D + F	I = H x B	J = H / A
				QTY	UNIT PRICE	TOTAL PRICE	QUANTITY	AMOUNT	QUANTITY	AMOUNT	QUANTITY	Total	% Comp.

CHANGE ORDER PLUS/MINUS

Change Order No. 001	39,945.00
Change Order No. 002	198,184.04
Change Order No. 003	50,130.03
Change Order No. 004	460,443.80
Change Order No. 005	125,636.25
Change Order No. 006	28,168.11
Change Order No. 007	14,037.18

TOTAL CONTRACT MODIFICATIONS \$916,544.41

Current Earned This Period (Line Items) \$64,705.29

Previous Earned (Line Items) \$5,330,697.62

Subtotal Earned to Date (Line Items) \$5,395,402.91

Less Retainage 2% (Line Items) \$0.00

Total \$5,395,402.91

Less Previous Estimates Earned \$5,224,083.67

Due this Estimate \$171,319.24

Material On Hand 70% \$0.00

Orig. Contract Amount \$4,478,858.50

Contract Modifications \$916,544.41

Total Contract Amount \$5,395,402.91

Construction Remaining \$0.00

Payment Amount Due \$171,319.24