

FORT BEND COUNTY TREASURER'S MONTHLY REPORT
 CASH AND INVESTMENT ACTIVITY
 July 31, 2019

FUND	DESCRIPTION	BEGINNING BALANCE	DEPOSITS	WITH-DRAWALS	ENDING BALANCE	INVESTMENTS	TREASURER'S TOTAL ENDING BALANCE
100	General Operating	110,553,465.79	45,635,424.21	42,041,214.52	114,147,675.48	13,419,514.13	127,567,189.61
150	Juvenile Operations	8,091,974.10	340,306.45	1,235,004.85	7,197,275.70		7,197,275.70
155	Road & Bridge	17,976,567.07	1,458,889.55	1,516,718.47	17,918,738.15	55,138.07	17,973,876.22
160	Drainage District	16,266,820.43	84,495.74	755,551.18	15,595,764.99	762,019.03	16,357,784.02
165	Lateral Road	1,102,221.63	2,266.38	-	1,104,488.01		1,104,488.01
170	Statue Restoration	4,531.48	9.32	-	4,540.80		4,540.80
175	City Water Assistance	23,479.05	284.59	-	23,763.64		23,763.64
185	Entex Contributions	4.62	0.01	-	4.63		4.63
190	H L & P Assistance	12,813.91	21.19	5,201.02	7,634.08		7,634.08
195	County Law Library	1,302,316.56	38,863.40	33,393.03	1,307,786.93		1,307,786.93
200	Law Enforcement Academy	461,042.32	3,676.82	2,420.25	462,298.89		462,298.89
205	Surface Water Supply Corp.	8,189.84	16.84		8,206.68		8,206.68
206	Industrial Development Corp.	69,623.47	143.16	-	69,766.63		69,766.63
207	FBC Historical Commission	5,871.21	12.07	100.00	5,783.28		5,783.28
215	Library Donations	127,877.54	959.76	11,520.96	117,316.34		117,316.34
225	FBC Asset Forfei.Task-State	1,568,603.35	147,817.23	606,033.10	1,110,387.48		1,110,387.48
235	Probate Court Training	124,435.88	1,041.59	-	125,477.47		125,477.47
245	Alert Program-Juvenile	54,740.45	112.56	-	54,853.01		54,853.01
255	D A Asset Forfeiture-Fed.	54.46	0.11	-	54.57		54.57
265	Gus George Memorial	4,944.38	9.92	170.00	4,784.30		4,784.30

FORT BEND COUNTY TREASURER'S MONTHLY REPORT
 CASH AND INVESTMENT ACTIVITY
 July 31, 2019

275	D A Special Fund Run	18,817.75	38.69	-	18,856.44	18,856.44
280	Co.Atty.Supplemental Salary	218,407.41	443.24	4,719.97	214,130.68	214,130.68
290	VIT Interest (Tax Coll)	122,301.74	3,526.41	96,354.00	29,474.15	29,474.15
300	FBC Elections	711,470.25	117,248.11	21,237.27	807,481.09	807,481.09
305	FBC Asset Forfe.Task-Fed.	99,413.79	236.59	2,713.34	96,937.04	96,937.04
310	Sheriff Ofc/Forfei.Assets-St.	611,712.07	1,256.28	4,393.18	608,575.17	608,575.17
315	Sheriff Ofc/Forfei.Assets-Fed.	333,056.03	681.07	15,444.00	318,293.10	318,293.10
320	Constable Pct. 2 F/A	23.62	0.05	-	23.67	23.67
322	Constable Pct 3 F/A	985.51	2.03	-	987.54	987.54
324	Constable Pct 1 F/A	1,235.20	1.28	1,150.97	85.51	85.51
332	Fire Marshal St. Ass't. Forfeiture	690.66	8,043,201.42	8,043,200.00	692.08	692.08
335	DA Asset Forfeit.-State	402,215.85	100,828.65	7,079.73	495,964.77	495,964.77
360	Law Enforcement Training	258,732.37	531.75	125.36	259,138.76	259,138.76
390	Child Protective Service IV-E	35,586.53	867.86	3,928.26	32,526.13	32,526.13
402	Hope 3 Program Sales	5,756.50	11.84	-	5,768.34	5,768.34
410	Child Support IVD Reimb.	309,022.11	2,485.70	-	311,507.81	311,507.81
415	Local Law Enf.Block Grant	37,166.07	76.42	-	37,242.49	37,242.49
440	Supervision	3,742,642.59	291,175.71	400,702.41	3,633,115.89	3,633,115.89
600/605	Debt Service Account	14,852,967.73	785,679.84	27,315.00	15,611,332.57	15,611,332.57
750	Mission Bend/Four Corners	4,602,229.56	9,015.75	307,384.19	4,303,861.12	4,303,861.12
756	2018 Facilities Bond Projects	-	41,407,069.98	19,682,696.30	21,724,373.68	21,724,373.68

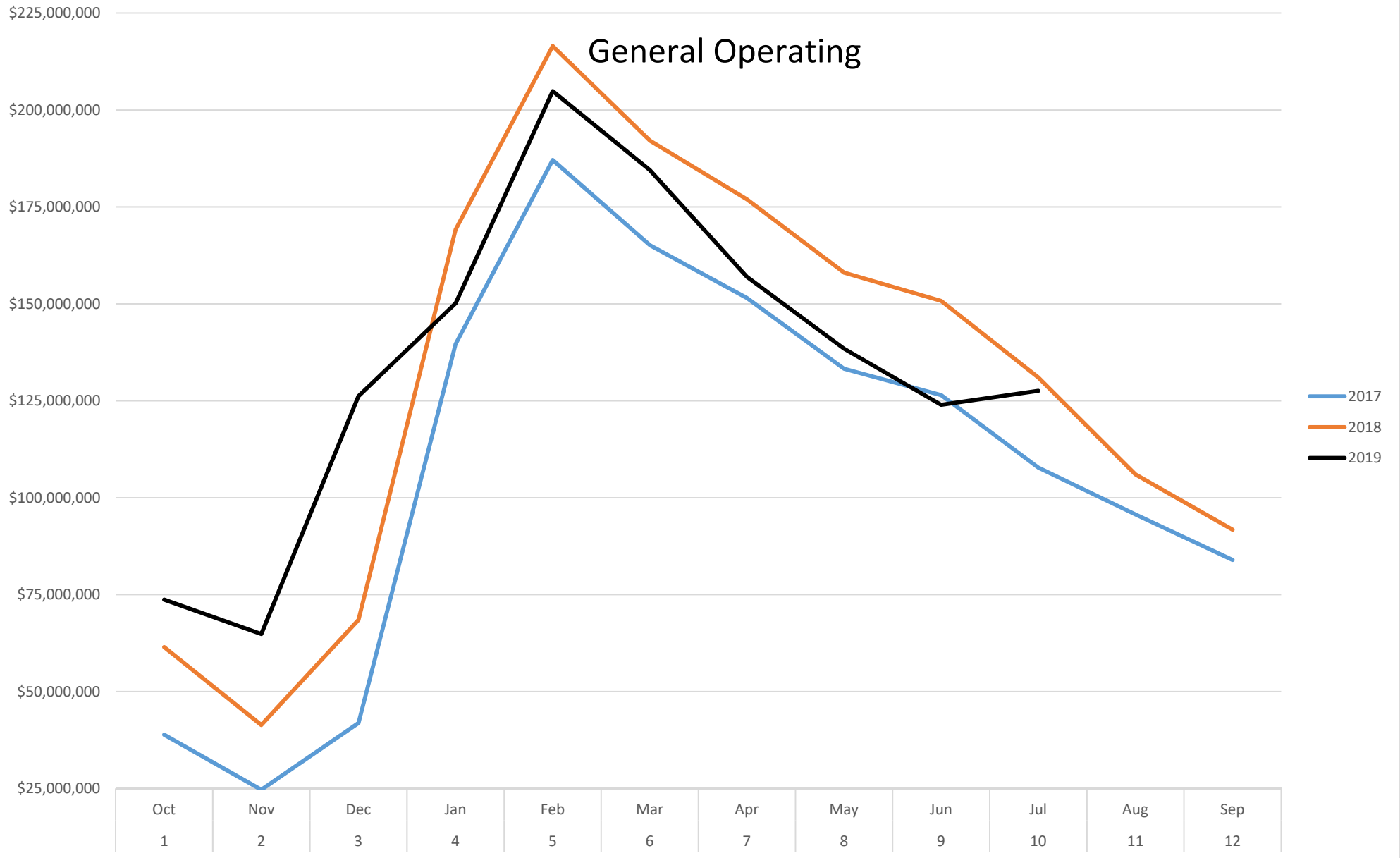
FORT BEND COUNTY TREASURER'S MONTHLY REPORT
 CASH AND INVESTMENT ACTIVITY
 July 31, 2019

758	2018 Mobility Projects	10,927,602.16	27,813.48	1,760,831.18	9,194,584.46		9,194,584.46
802	Sr. Lien Toll Rd Rev Bonds 2016	12,927,710.48	34,404.63	2,995.35	12,959,119.76		12,959,119.76
805	Grand Pkwy Toll Rd Rev Bond	3,606,152.11	7,414.94	-	3,613,567.05		3,613,567.05
810	Toll Road Operations	44,269,113.52	8,352,286.44	633,427.07	51,987,972.89	8,720,513.95	60,708,486.84
815	Grand Pkwy Toll Road Ops	18,062,617.99	234,229.84	541,003.27	17,755,844.56	4,756,646.63	22,512,491.19
TREA	Treasurer's Account	319,539.60	54,820,933.56	50,061,553.51	5,078,919.65		5,078,919.65
INVE	FBC Investment Account	-	8,547,600.52	8,545,900.00	1,700.52		1,700.52
850M	Boon-Chapman Medical	2,129,837.58	4,003,790.55	3,452,775.47	2,680,852.66		2,680,852.66
850D	Boon-Chapman Dental	1,456,921.01	2,872.05	219,859.22	1,239,933.84		1,239,933.84
882	Boon-Chapman 125	140,724.37	68,247.00	45,080.23	163,891.14		163,891.14
884	Fee Officer's Account	1,610,927.99	2,282,065.76	2,021,423.39	1,871,570.36		1,871,570.36
912	JP Credit Card Processing	79,318.18	307,695.49	289,594.00	97,419.67		97,419.67
908	EMS Credit Card Processing	15,594.81	24,203.09	19,755.23	20,042.67		20,042.67
DACC	D A Credit Card Processing	5,895.99	29,753.74	11,825.56	23,824.17		23,824.17
PTCC	Public Transportation Credit Cards	15,378.96	24,203.87	21,631.88	17,950.95		17,950.95
CSCD	CSCD Credit Card Account	173,838.68	212,374.56	209,760.70	176,452.54		176,452.54
LBCC	Library Credit Card	4,509.40	14,370.11	15,198.32	3,681.19		3,681.19
JUCC	Juvenile Credit Card	301.79	5,197.81	4,888.91	610.69		610.69
	Sheriff Credit Card	45,208.92	31,724.75	50,809.70	26,123.97		26,123.97
130	Assistance Dist Number 1	9,489,135.01	390,611.86	20,079.77	9,859,667.10	89,698.25	9,949,365.35
131	Assistant District Number 2	2,015,186.45	111,585.83	1,100.00	2,125,672.28		2,125,672.28

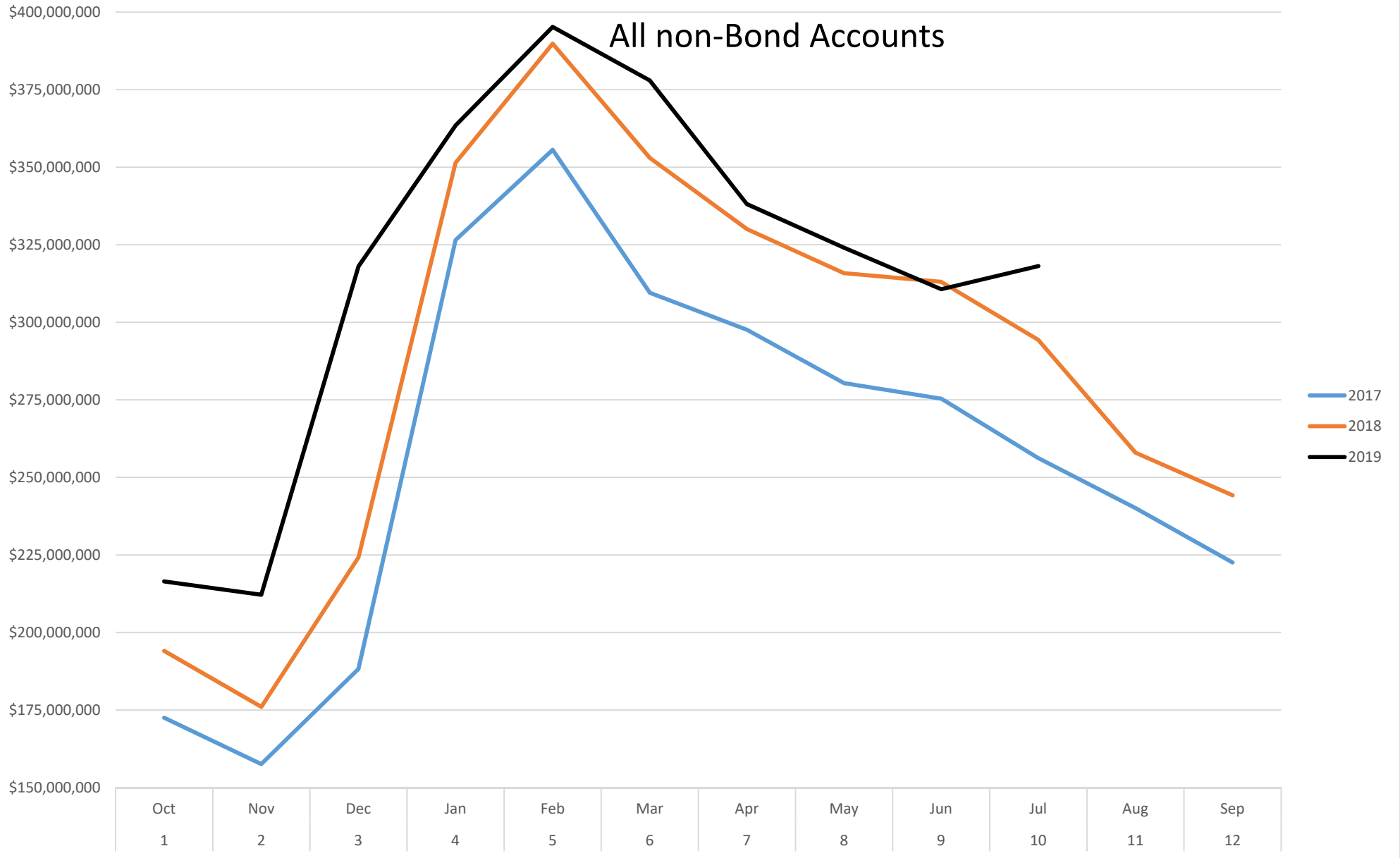
FORT BEND COUNTY TREASURER'S MONTHLY REPORT
 CASH AND INVESTMENT ACTIVITY
 July 31, 2019

133	Assistant District Number 4	1,338,820.22	31,469.56	425.00	1,369,864.78		1,369,864.78
134	Assistant District Number 5	223,830.63	7,329.72	425.00	230,735.35		230,735.35
135	Assistant District Number 6	3,129,454.34	107,109.99	538,004.57	2,698,559.76		2,698,559.76
136	Assistant District Number 7	359,448.08	48,356.18	26,790.56	381,013.70		381,013.70
137	Assistant District Number 8	24,661.30	1,226.68	1,603.01	24,284.97		24,284.97
138	Assistant District Number 9	1,119,125.53	58,003.07	1,700.00	1,175,428.60		1,175,428.60
139	Assistant District Number 10	205,317.09	31,841.38	-	237,158.47		237,158.47
140	Assistant District Number 11	109,119.36	41,577.95	-	150,697.31		150,697.31
145	Emergency Svc Dist 100	7,464,125.70	544,884.73	-	8,009,010.43	970,588.41	8,979,598.84
CCCS	Non Fee Officer CC Clearing Acct	97,691.09	72,649.07	14,357.36	155,982.80		155,982.80
GAS	FBC Fuel Account (Susser)	25.46	5,851.30	5,875.21	1.55		1.55
JPMT	Juror Payments	5,486.48	67,020.33	43,370.76	29,136.05		29,136.05
EPEC	Engineering Permitting E-Check	6,252.23	1,454.20	12.23	7,694.20		7,694.20
JE11	JP 1-1 E-Filing	385.47	4,201.27	4,136.47	450.27		450.27
JE12	JP 1-2 E-Filing	185.85	9,129.75	6,489.85	2,825.75		2,825.75
JE02	JP 2 E-Filing	2,940.73	14,868.07	13,997.98	3,810.82		3,810.82
JE03	JP 3 E-Filing	5,772.34	11,901.64	16,039.84	1,634.14		1,634.14
JP04	JP #4 E-Filing	1,981.96	10,445.35	9,612.46	2,814.85		2,814.85
	Total	305,514,149.74	179,081,429.69	143,438,104.42	341,157,475.01	28,774,118.47	369,931,593.48

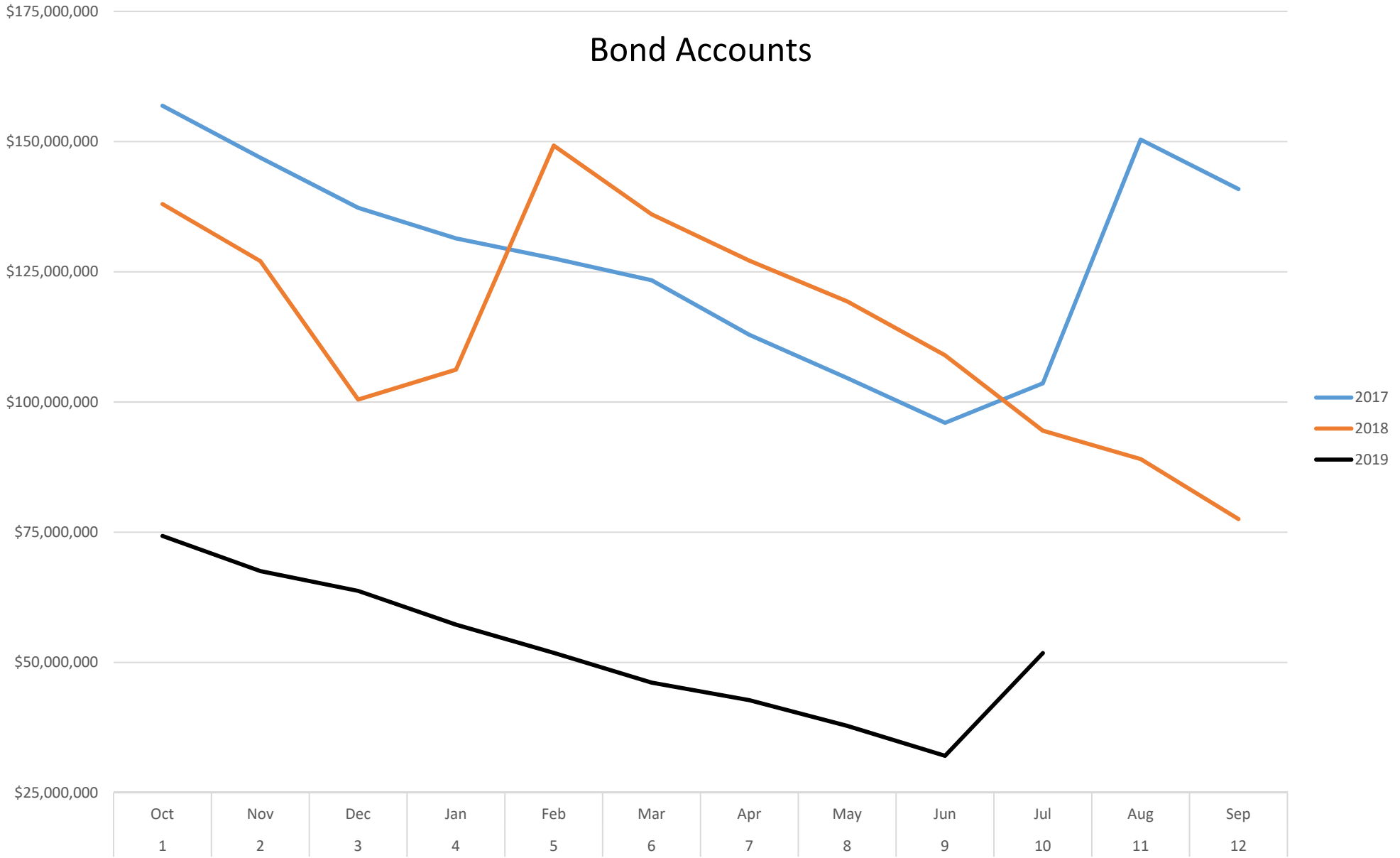
General Operating



All non-Bond Accounts



Bond Accounts



All Accounts

