

PO#136076 BH

CHANGE ORDER FORM

CHANGE ORDER NUMBER 15

PROJECT: FM 1093 WESTPARK EXTENSION: CONSTRUCTION CONSISTING OF GRADING, LIME TREATED SUBGRADE, PORTLAND CEMENT TREATED BASE, CONCRETE PAVEMENT, STORM SEWERS, STRUCTURES, RETAINING WALLS, ETC.

CONTRACTOR: WEBBER, LLC.


Contractor is directed to make the following changes to the Contract Documents.

DESCRIPTION OF CHANGES: Adding Wrong Way Arrow Pavement Markings; Replace Type O Sign for FM 723; Repair Pedestrian Pole Damage at Katy Gaston and FM 723 due to public damage; Additional work required for detention ponds 1-3

ATTACHMENTS: Change Order 15 Justification Letter; Backup Documentation

CHANGE IN CONTRACT PRICE		CHANGE IN CONTRACT TIME	
1. Original Price:	\$ 63,811,753.94 ✓	Original Time:	720 DAYS
2. Total of Prior Change Orders:	\$ 1,380,899.57 ✓	Total of Prior Change Orders:	10 DAYS
3. Total Price Prior to Current Change Order:	\$ 65,192,653.51 ✓	Total Time Prior to Current Change Order:	730 DAYS
4. Total of Current Change Order:	\$ 250,431.60	Total of Current Change Order:	0 DAYS
5. New Price Resulting from Current Change Order:	\$ 65,443,085.11 ✓	New Time Resulting from Current Change Order:	730 DAYS

AGREED BY: Engineer's Seal



Contractor: Matthew B. [Signature] 11/9/2018 (Date)

Resident Engineer: Rick L. Krumbey, P.E. [Signature] 12/7/2018 (Date)

Project Manager: [Signature] 12/11/2018 (Date)

APPROVED BY:

Texas Department of Transportation: Grady B. Major, P.E. [Signature] 12/11/2018 (Date)

Fort Bend County [Signature] (Date)

**COST REPORT**

Item Number	Description	Unit	Unit Price	Authorized Quantity To Date	Change Order Quantity	Revised Quantity	Change Order Cost
Item Desc.							
Change Order 15 - PCO 71: Wrong Way Pavement Markings							
Plan Sheets Revised: N/A							
672	REFL PAV MRKR (WRONG WAY)(COMPLETE)	EA	\$ 742.350	-	8.00	8.00	\$ 5,938.80
Change Order 15 - PCO 72: Replace Type O Sign at FM 723							
Plan Sheets Revised: N/A							
636	ALUMINUM SIGN (TY O - REPLACE FM 723)	LS	\$ 9,850.92	-	1.00	1.00	\$ 9,850.92
502	ONE LANE CLOSURE (ADDL WORK)	DAY	\$ 827.61	28.00	2.00	30.00	\$ 1,655.22
Change Order 15 - PCO 74: Repair Damage at FM 723							
Plan Sheets Revised: N/A							
104	REMOVING CONC (TRAFFIC DAMAGE SPECIAL 2)	LS	\$ 1,460.17	-	1.00	1.00	\$ 1,460.17
687	PED POLE ASSY (REPAIR SPECIAL 3)	LS	\$ 1,298.44	-	1.00	1.00	\$ 1,298.44
534	CONC SDW/LK/CURB (REPAIR SPECIAL 2)	LS	\$ 2,341.99	-	1.00	1.00	\$ 2,341.99
502	ONE LANE CLOSURE (ADDL WORK)	DAY	\$ 827.61	30.00	2.00	32.00	\$ 1,655.22
624	GROUND BOX TY D (162922)W/APRON	EA	\$ 700.00	40.00	1.00	41.00	\$ 700.00
682	PED SIG SEC (LED)(COUNTDOWN)	EA	\$ 555.00	34.00	2.00	36.00	\$ 1,110.00
687	PED POLE ASSEMBLY	EA	\$ 1,000.00	24.00	1.00	25.00	\$ 1,000.00
688	PED DETECT PUSH BUTTON (APS)	EA	\$ 650.00	32.00	2.00	34.00	\$ 1,300.00
Change Order 15 - PCO 75: Repair Damage at Katy Gaston							
Plan Sheets Revised: N/A							
687	PED POLE ASSY (REPAIR SPECIAL 4)	LS	\$ 1,298.44	-	1.00	1.00	\$ 1,298.44
624	GROUND BOX TY D (162922)W/APRON	EA	\$ 700.00	41.00	1.00	42.00	\$ 700.00
682	PED SIG SEC (LED)(COUNTDOWN)	EA	\$ 555.00	36.00	2.00	38.00	\$ 1,110.00
687	PED POLE ASSEMBLY	EA	\$ 1,000.00	25.00	1.00	26.00	\$ 1,000.00
688	PED DETECT PUSH BUTTON (APS)	EA	\$ 650.00	34.00	2.00	36.00	\$ 1,300.00
Change Order 15 - PCO 73: Detention Pond Additional Work							
Plan Sheets Revised: 1027-1031, 1297-1314							
110	EXCAVATION (POND - SPECIAL)	CY	\$ 19.06	-	6,654.40	6,654.40	\$ 126,832.86
132	EMBANKMENT (POND - SPECIAL)	CY	\$ 20.10	-	4,589.00	4,589.00	\$ 92,238.90
110	EXCAVATION (SPECIAL)	CY	\$ 2.86	55,222.50	(523.00)	54,699.50	\$ (1,495.78)
132	EMBANKMENT (FINAL)(DENS CONT)(TY C)	CY	\$ 3.89	318,737.95	(222.00)	318,515.95	\$ (863.58)
							<b>TOTAL CHANGE ORDER COST = \$ 250,431.60</b>

Fort Bend County  
301 Jackson St.  
Richmond, TX 77469

November 9, 2018

Mr. Grady Mapes, P.E.  
Area Engineer – Fort Bend County Area Office  
Texas Department of Transportation  
4235 TX-36  
Rosenberg, Texas 77471

RE: FM 1093 Westpark Extension  
Limits: From FM 1463/359 to West of Katy-Gaston Road and from West of Katy-Gaston Road to West of SH 99  
For Construction Consisting Of Grading, Lime Treated Subgrade, Portland Cement Treated Base, Concrete Pavement, Storm Sewers, Structures, Retaining Walls, Etc.  
**CHANGE ORDER 15 JUSTIFICATION**

Dear Mr. Mapes:

Fort Bend County Engineering Department (FBCED), is submitting for your review and concurrence Change Order 15 for the subject project. This change order is necessary for multiple changes on the project.

**Wrong Way Arrows:** Additional work on exit ramps from tollway to provide raised pavement markers showing wrong way.

**Revised Type O Sign:** Additional work to replace the proposed Type O sign, already installed, to revised the wording/symbology on the sign panel for the exit ramp at FM 723/Spring Green.

**Pedestrian/Signal Re-work:** Additional work due to damage caused by the travelling public to pedestrian and traffic signals at Spring Green and Katy-Gaston. This work is compensable per specification.

**Detention Ponds:** After review with the contractor, it was determined that the existing condition of Ponds 2 and 3 did not match the plans as bid and revised. This caused additional work to remove more material than planned. Further, the material was very soft, causing additional work to remove the saturated material and replace it with suitable material.

All items contained in this change order were negotiated with the contractor and/or subcontractors and pricing shown in determined to be fair and reasonable for the project.

Mr. Grady Mapes, P.E.  
FM 1093 Change Order 15 Justification  
Page 2

This letter serves as notice that the proposed work described above will not affect any of the environmental clearances or commitments for the subject project.

If you have any questions regarding this matter, please contact me at (832) 217-6014.

Sincerely,

A handwritten signature in blue ink that reads "Richard C. Kronenberger P.E." with a stylized flourish at the end.

Richard "Rick" Kronenberger, P.E.  
Resident Engineer  
Attachments

cc: Project File

# Webber

June 6, 2018

Mike Stone  
Fort Bend County  
301 Jackson Street  
Richmond, TX 77469

Attn: Mike Stone

Re: REQUEST FOR CHANGE - PROPOSAL #P-71  
WRONG WAY ARROWS  
WEBBER PROJECT #WVT

Project: Fort Bend County  
FM 1093 Westpark Extension Phase I

Gentlemen:

Below is the pricing for the requested Wrong Way Arrows on the four exit ramps.

Our unit prices to perform this additional work is as follows:

ITEM DESCRIPTION	UNIT PRICE	QTY	TOTAL VALUE
WRONG WAY ARROWS (2EA PER EXIT RA S	1,484.70	4.00 S	5,938.80
<b>TOTAL CHANGE ORDER</b>		<b>S</b>	<b>5,938.80</b>

A total of 0 days are required to perform this additional work and is requested to be added to the contract time.

Please contact me if this extra work proposal is acceptable.

Sincerely,



Matthew Brangan  
Project Manager



REQUEST FOR CHANGE

Fort Bend County  
FM 1093 Westpark Extension Phase I

WRONG WAY ARROWS				
ADDITIONAL WWW LABOR ITEMS:	CREW	HOURS	LABOR COST	LABOR COST
			/	\$ -
			/	\$ -
			/	\$ -
SUBTOTAL WWW LABOR:				\$ -
BURDEN @ 55%:				\$ -
25% OF LABOR				\$ -
<b>TOTAL WEBBER LABOR:</b>				<b>\$ -</b>

ADDITIONAL WWW MATERIAL ITEMS:	MATERIAL COST	QTY	MATERIAL UNIT	MATERIAL COST
	/			\$ -
	/			\$ -
SUBTOTAL WWW MATERIAL:				\$ -
MATERIAL @ 25% MARK-UP:				\$ -
<b>TOTAL WEBBER MATERIAL:</b>				<b>\$ -</b>

ADDITIONAL WWW EQUIPMENT ITEMS:	EQUIPMENT COST	EQUIPMENT UNIT /HR	EQUIPMENT QTY	EQUIPMENT COST
		/HR		\$ -
		/HR		\$ -
SUBTOTAL WWW EQUIPMENT:				\$ -
EQUIPMENT @ 15% MARK-UP:				\$ -
<b>TOTAL WEBBER EQUIP:</b>				<b>\$ -</b>

ADDITIONAL SUBCONTRACTOR ITEMS:	QUANTITIES	UNIT PRICE	BID TOTALS
BATTERSON, LLP			
WRONG WAY ARROWS (2EA PER EXIT RAMP)	4.00 EA	\$ 1,400.00 /EA	\$ 5,600.00
		/	\$ -
		/	\$ -
		/	\$ -
SUBTOTAL SUBS:			5,600.00
SUBS @ 5% MARK-UP:			280.00
<b>TOTAL SUBCONTRACTOR ITEMS:</b>			<b>\$ 5,880.00</b>

TOTAL ADDITIONAL DAYS TO PERFORM WORK:

SUMMARY

SUBTOTAL ALL ITEMS:	\$ 5,880.00
1.0% BOND:	\$ 58.80
ADDITIONAL WORK TOTAL:	<b>\$ 5,938.80</b>

EXISTING LINE ITEMS TO OVERRUN:	COST	UOM	QTY	TOTAL
		EA		\$ -
				\$ -
				\$ -
				\$ -
<b>EXISTING ITEMS TOTAL</b>				<b>0.00</b>

**TOTAL CHANGE ORDER \$ 5,938.80**

BATTERSON LLP

DATE 05 10 2018

ATTN: PROJECT MANAGER  
WEBBER

REFERENCE:

CONTROL NUMBER: FT. BEND CO. PURCHASING, 17-087, FM 1093 WESTPARK EXTENSION PH II

Following are the prices for the work that was not included on the original summary bid sheet for the above referenced project.

<u>Item</u> <u>No.</u> <u>Bid</u> <u>Item</u> <u>Description</u>	<u>Unit of</u> <u>Measure</u>	<u>Approx.</u> <u>Quantities</u>	<u>Unit</u> <u>Price</u>	<u>Amount</u>
1003.10 LANE CLOSURES AND WRONG WAY ARROWS	EA	3.000	1,400.000	4,200.000
			Total Amount	<u>4,200.000</u>

Respectfully Submitted,

Ted Labuzan  
Cost Estimator

mobile phone # 713-446-2183

# Webber

June 6, 2018

Mike Stone  
Fort Bend County  
301 Jackson Street  
Richmond, TX 77469

Attn: Mike Stone

Re: REQUEST FOR CHANGE - PROPOSAL #P-72  
FM 723 LARGE SIGN  
WEBBER PROJECT #WVT

Project: Fort Bend County  
FM 1093 Westpark Extension Phase I

Gentlemen:

Below is the pricing for the requested Large Overhead Sign for the FM 723 Exit.

Our unit prices to perform this additional work is as follows:

ITEM DESCRIPTION	UNIT PRICE	QTY	TOTAL VALUE
REPLACE TY O SIGN	\$ 9,850.92	1.00 S	9,850.92
EXISTING ITEMS TO OVERRUN	UNIT PRICE	QTY	TOTAL VALUE
ONE LANE CLOSURE (ADDL WORK)	\$ 827.61	2.00 S	1,655.22
<b>TOTAL CHANGE ORDER</b>		S	<b>11,506.14</b>

A total of 0 days are required to perform this additional work and is requested to be added to the contract time.

Please contact me if this extra work proposal is acceptable.

Sincerely,



Matthew Brangan  
Project Manager



REQUEST FOR CHANGE

Fort Bend County  
FM 1093 Westpark Extension Phase I

FM 723 LARGE SIGN				
ADDITIONAL WWW LABOR ITEMS:	CREW	HOURS	LABOR COST	LABOR COST
			/	\$ -
			/	\$ -
			/	\$ -
SUBTOTAL WWW LABOR:				\$ -
BURDEN @ 55%:				\$ -
25% OF LABOR				\$ -
TOTAL WEBBER LABOR:				\$ -

ADDITIONAL WWW MATERIAL ITEMS:	MATERIAL COST	QTY	MATERIAL UNIT	MATERIAL COST
	/			\$ -
	/			\$ -
SUBTOTAL WWW MATERIAL:				\$ -
MATERIAL @ 25% MARK-UP:				\$ -
TOTAL WEBBER MATERIAL:				\$ -

ADDITIONAL WWW EQUIPMENT ITEMS:	EQUIPMENT COST	EQUIPMENT UNIT /HR	EQUIPMENT QTY	EQUIPMENT COST
	/HR			\$ -
	/HR			\$ -
SUBTOTAL WWW EQUIPMENT:				\$ -
EQUIPMENT @ 15% MARK-UP:				\$ -
TOTAL WEBBER EQUIP:				\$ -

ADDITIONAL SUBCONTRACTOR ITEMS:	QUANTITIES	UNIT PRICE	BID TOTALS
ALLSTATE SIGNAL & CONSTRUCTION			
REPLACE TY O SIGN	1.00 EA	\$ 9,288.94 /EA	\$ 9,288.94
		/	\$ -
		/	\$ -
		/	\$ -
SUBTOTAL SUBS:			9,288.94
SUBS @ 5% MARK-UP:			464.45
TOTAL SUBCONTRACTOR ITEMS:			\$ 9,753.39

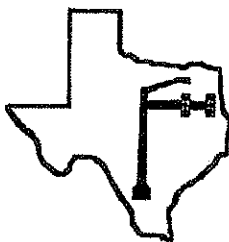
TOTAL ADDITIONAL DAYS TO PERFORM WORK:

**SUMMARY**

SUBTOTAL ALL ITEMS: \$ 9,753.39  
 1.0% BOND: \$ 97.53  
 ADDITIONAL WORK TOTAL: \$ 9,850.92

EXISTING LINE ITEMS TO OVERRUN:	COST	UOM	QTY	TOTAL
ONE LANE CLOSURE (ADDL WORK)	\$ 827.61	EA	2.00	\$ 1,655.22
				\$ -
				\$ -
				\$ -
EXISTING ITEMS TOTAL				1,655.22

TOTAL CHANGE ORDER \$ 11,506.14



ALLSTATE SIGNAL & CONSTRUCTION, LLC  
P.O. BOX 2654  
CYPRESS, TX 77410  
PHONE: 281-255-4005  
FAX: 281-255-4051

## CHANGE ORDER REQUEST

DATE: 5/23/2018  
CSJ #: 1258-03-042  
PROJECT #: CC 1258-3-42  
HIGHWAY: Westpark Tollway  
ALLSTATE JOB #: 359

---

TO: Webber  
14333 Chrisman Rd  
Houston, TX 77039

ATTN: Adam Nicoladis

---

Mr. Nicoladis

Attached is the change order you requested to replace one TY O signs on the WVT project. Let me know if you have any questions. Thank you.

---

Description:

---

Sincerely,

JR Cook  
Project Manager  
Allstate Signal & Construction, LLC.

**ALLSTATE SIGNAL & CONSTRUCTION, LLC.**  
**CHANGE ORDER SUMMARY**

COUNTY: FT. BEND  
 CSJ #: 1258-03-042  
 PROJECT #: CC 1258-3-42  
 HWY: WESTPARK TOLLWAY  
 DATE REQUESTED: 5/23/2018

BID ITEM #	DESCRIPTION	UNIT	QTY	UNIT PRICE	EXTENDED
<b>EXISTING ITEMS</b>					
					\$ -
					\$ -
					\$ -
					\$ -
TOTAL OF EXISTING BID ITEMS:					\$ -
<b>NEW ITEMS</b>					
XXX-XXXX	REPLACE TY O SIGNS	EA	1	\$ 9,288.94	\$ 9,288.94
				\$ -	\$ -
				\$ -	\$ -
				\$ -	\$ -
TOTAL OF NEW BID ITEMS:					\$9,288.94
<b>TOTAL:</b>					<b>\$ 9,288.94</b>

\*\*\*NOTES\*\*\*

SIGNATURE: \_\_\_\_\_  
 JR COOK

TITLE: \_\_\_\_\_  
 MANAGER

DATE: \_\_\_\_\_  
 5/23/2018

**ALLSTATE SIGNAL & CONSTRUCTION, LLC**  
**CHANGE ORDER ESTIMATE**

COUNTY: FT. BEND  
 CSI#: 1258-03-042  
 PROJECT #: CC 1258-3-42  
 DATE: 5/23/2018  
 LOCATION: WESTPARK TOLLWAY

ITEM: XXX-XXXX - MOBILIZATION  
 QTY: 1

**Material**

DESCRIPTION	UNIT	QTY	UNIT PRICE	EXTENDED PRICE
TY O SIGNS	EA	1	\$ 3,506.56	\$ 3,506.56
TY O SUPPORT BRACKETS FOR STA: 442+50	EA	3	\$ 334.00	\$ 1,002.00
				\$ -
Total:				\$ 4,508.56
25% Mark Up:				\$ 1,127.14
MATERIAL TOTAL:				\$ 5,635.70

**Equipment**

DESCRIPTION	UNIT	QTY	UNIT PRICE	EXTENDED PRICE
3/4 TON PICK UP TRUCK	HR	6	\$ 20.80	\$ 124.80
FLATBED TRUCK / 15,000 GVWR / 4X4	HR	6	\$ 21.52	\$ 129.12
20' FLAT BED TRAILER	HR	6	\$ 14.84	\$ 89.04
FLATBED TRUCK / 45,000 GVWR / 6X4	HR	6	\$ 46.70	\$ 280.20
DIGGER DERRICK	HR	6	\$ 50.59	\$ 303.54
FLATBED TRUCK / 45,000 GVWR / 6X4	HR	6	\$ 46.40	\$ 278.40
ARTICULATING MAN LIFT TRUCK MOUNTED 55' WORKING HEIGHT	HR	6	\$ 10.41	\$ 62.46
				\$ -
Total:				\$ 1,267.56
15% Mark Up:				\$ 190.13
EQUIPMENT TOTAL:				\$ 1,457.69

**Labor**

DESCRIPTION	UNIT	QTY	UNIT PRICE	EXTENDED PRICE
FOREMAN	HR	6	\$ 53.25	\$ 319.50
OPERATOR	HR	6	\$ 42.75	\$ 256.50
OPERATOR	HR	6	\$ 42.75	\$ 256.50
LABOR - UTILITY	HR	6	\$ 27.00	\$ 162.00
LABOR - UTILITY	HR	6	\$ 27.00	\$ 162.00
LABOR - COMMON	HR	6	\$ 22.50	\$ 135.00
				\$ -
Sub-Total:				\$ 1,291.50
55% Labor Burden				\$ 710.33
15% Mark UP:				\$ 193.73
LABOR TOTAL:				\$ 2,195.55

**SUBCONTRACTORS**

DESCRIPTION	UNIT	QTY	UNIT PRICE	EXTENDED PRICE
				\$ -
SUBCONTRACTOR TOTAL:				\$ -

**TOTALS**

ITEM TOTAL: \$ 9,288.94  
 ITEM UNIT PRICE: \$ 9,288.94

# Webber

**August 25, 2018**

Mike Stone  
Fort Bend County  
301 Jackson Street  
Richmond, TX 77469

Attn: Mike Stone

Re: REQUEST FOR CHANGE - PROPOSAL #P-73  
Detention Pond Over Excavation

Project: Fort Bend County  
FM 1093 Westpark Extension Phase I

Gentlemen:

This proposal for additional work provides for new unit pricing and overrun of existing line items related to the unsuitable soils encountered in the existing detention ponds on the project. Per plan, Webber is required to install pilot channels in all detention ponds. It was determined that the existing soils are unsuitable for constructing the pilot channels and Webber was directed to overexcavate until suitable soils were encountered in which to construct a new embankment to proposed grade in the ponds. The quantity of material needed to be removed and embanked was unknown at the time as the conditions varied throughout the area. The quantities shown in this proposal are according to that actually performed.

The character of work related to this work was grossly inefficient due to access, suitable surface on which to work and weather conditions impacting the work. Webber was required to excavate within reach of the excavator and immediately backfill the footprint before proceeding further. As such, the daily production rate is much lower than typically encountered in normal site conditions. The suitable embankment was sourced from the adjacent Phase 2 project. The unsuitable soils were hauled to the west end of the project and placed as added embankment within the infield footprint and is accounted for in an overrun of the existing line item.

Per the attached survey data, basin 2 had a grade bust from the plan quantities of 2,065.4CY of unsuitable (super saturated) material which had to be excavated to achieve grade. An additional 2-3 feet was over-excavated to reach suitable subgrade and embankment was imported to achieve final grade which is quantified at 2,003 CY. Basin 3 required an additional 4-5 feet of over excavation to remove the unsuitable material to allow for embankment of suitable material.

Our unit prices to perform this additional work is as follows:

ITEM DESCRIPTION	UNIT PRICE	QTY	TOTAL VALUE
<b>OVER EXCAVATION BASIN 2</b>	\$ 18.95	4,068.40 \$	77,115.38
<b>OVER EXCAVATION BASIN 3</b>	\$ 19.17	2,586.00 \$	49,565.40
<b>ADDED EMBANKMENT BASIN 2</b>	\$ 16.69	4,068.40 \$	67,905.95
<b>ADDED EMBANKMENT BASIN 3</b>	\$ 20.20	2,586.00 \$	52,243.53

EXISTING ITEMS TO OVERRUN	UNIT PRICE	QTY	TOTAL VALUE
<b>132.6006 EMBANKMENT (FINAL)(DENS CONT)(TY C)</b>	\$ 3.89	6,654.40 \$	25,885.62

**TOTAL CHANGE ORDER** \$ 272,715.88

A total of 0 days are required to perform this additional work and is requested to be added to the contract time.

Please contact me if this extra work proposal is acceptable.

Sincerely,



Matthew Brangan  
Project Manager



REQUEST FOR CHANGE

Fort Bend County  
FM 1093 Westpark Extension Phase I

Detention Pond Over Excavation		4,068.40 CY	200.00 CY/DAY		
ADDITIONAL WWW LABOR ITEMS:	CREW	HOURS	LABOR COST	LABOR COST	LABOR COST
FOREMAN	0.50 HR	203.42	\$ 42.00 /HR	\$	4,271.82
OPERATOR - EXCAVATOR	1.00 HR	203.42	\$ 22.00 /HR	\$	4,475.24
SUBTOTAL WWW LABOR:					\$ 8,747.06
BURDEN @ 55%:					\$ 4,810.88
25% OF LABOR					\$ 2,186.77
<b>TOTAL WEBBER LABOR:</b>					<b>\$ 15,744.71</b>

ADDITIONAL WWW MATERIAL ITEMS:	MATERIAL COST	QTY	MATERIAL UNIT	MATERIAL COST
	/			\$ -
	/			\$ -
SUBTOTAL WWW MATERIAL:				\$ -
MATERIAL @ 25% MARK-UP:				\$ -
<b>TOTAL WEBBER MATERIAL:</b>				<b>\$ -</b>

ADDITIONAL WWW EQUIPMENT ITEMS:	EQUIPMENT COST	EQUIPMENT UNIT /HR	EQUIPMENT QTY	EQUIPMENT COST
FOREMAN TRUCK	\$ 14.92 /HR	203.42	0.50	\$ 1,517.51
360 EXCAVATOR	\$ 139.68 /HR	203.42	1.00	\$ 28,413.71
	/HR	-		\$ -
SUBTOTAL WWW EQUIPMENT:				\$ 29,931.22
EQUIPMENT @ 15% MARK-UP:				\$ 4,489.68
<b>TOTAL WEBBER EQUIP:</b>				<b>\$ 34,420.90</b>

ADDITIONAL SUBCONTRACTOR ITEMS:	QUANTITIES	UNIT PRICE	BID TOTALS
TRUCKING EXC (6.5 CY/LOAD)	4,068.40 CY	\$ 6.13 /CY	\$ 24,939.29
		/	\$ -
		/	\$ -
SUBTOTAL SUBS:			24,939.29
SUBS @ 5% MARK-UP:			1,246.96
<b>TOTAL SUBCONTRACTOR ITEMS:</b>			<b>\$ 26,186.26</b>

TOTAL ADDITIONAL DAYS TO PERFORM WORK:

SUMMARY

SUBTOTAL ALL ITEMS:	\$ 76,351.87
1.0% BOND:	\$ 763.52
<b>ADDITIONAL WORK TOTAL:</b>	<b>\$ 77,115.38</b>

EXISTING BID ITEM TO OVERRUN:	COST	UOM	QTY	TOTAL
110.6003 EXCAVATION SPECIAL	\$ 2.86	CY	2,065.40	\$ 5,907.04
132.6006 EMBANKMENT (FINAL)(DENS CONT)(TY C)	\$ 3.89	CY	4,068.40	\$ 15,826.08

**OVER EXCAVATION BASIN 2** \$ 98,848.50 \$ 18.95 /CY



REQUEST FOR CHANGE

Fort Bend County  
FM 1093 Westpark Extension Phase I

Detention Pond Over Excavation		2,586.00 CY	200.00 CY/DAY	
ADDITIONAL WWW LABOR ITEMS:	CREW	HOURS	LABOR COST	LABOR COST
FOREMAN	0.50 HR	129.30	\$ 42.00 /HR	\$ 2,715.30
OPERATOR - EXCAVATOR	1.00 HR	129.30	\$ 22.00 /HR	\$ 2,844.60
SUBTOTAL WWW LABOR:				\$ 5,559.90
BURDEN @ 55%:				\$ 3,057.95
25% OF LABOR				\$ 1,389.98
<b>TOTAL WEBBER LABOR:</b>				<b>\$ 10,007.82</b>

ADDITIONAL WWW MATERIAL ITEMS:	MATERIAL COST	QTY	MATERIAL UNIT	MATERIAL COST
	/			\$ -
	/			\$ -
SUBTOTAL WWW MATERIAL:				\$ -
MATERIAL @ 25% MARK-UP:				\$ -
<b>TOTAL WEBBER MATERIAL:</b>				<b>\$ -</b>

ADDITIONAL WWW EQUIPMENT ITEMS:	EQUIPMENT COST	EQUIPMENT UNIT /HR	EQUIPMENT QTY	EQUIPMENT COST
FOREMAN TRUCK	\$ 14.92 /HR	129.30	0.50	\$ 964.58
360 EXCAVATOR	\$ 139.68 /HR	129.30	1.00	\$ 18,060.62
				\$ -
SUBTOTAL WWW EQUIPMENT:				\$ 19,025.20
EQUIPMENT @ 15% MARK-UP:				\$ 2,853.78
<b>TOTAL WEBBER EQUIP:</b>				<b>\$ 21,878.98</b>

ADDITIONAL SUBCONTRACTOR ITEMS:	QUANTITIES	UNIT PRICE	BID TOTALS
TRUCKING (EXC - 7CY PER LOAD)	2,586.00 CY	\$ 6.33 /CY	\$ 16,369.38
		/	\$ -
SUBTOTAL SUBS:			16,369.38
SUBS @ 5% MARK-UP:			818.47
<b>TOTAL SUBCONTRACTOR ITEMS:</b>			<b>\$ 17,187.85</b>

TOTAL ADDITIONAL DAYS TO PERFORM WORK:

SUMMARY

SUBTOTAL ALL ITEMS:	\$ 49,074.65
1.0% BOND:	\$ 490.75
<b>ADDITIONAL WORK TOTAL:</b>	<b>\$ 49,565.40</b>

EXISTING BID ITEM TO OVERRUN:	COST	UOM	QTY	TOTAL
132.6006 EMBANKMENT (FINAL)(DENS CONT)(TY C)	\$ 3.89	CY	2,586.00	\$ 10,059.54

**OVER EXCAVATION BASIN 3** \$ 49,565.40 \$ 19.17 /CY



REQUEST FOR CHANGE

Fort Bend County  
FM 1093 Westpark Extension Phase I

Detention Pond Over Excavation		4,068.40 CY	200.00 CY/DAY	
ADDITIONAL WWW LABOR ITEMS:	CREW	HOURS	LABOR COST	LABOR COST
FOREMAN	0.50 EA	203.42	\$ 42.00 /EA	\$ 4,271.82
OPERATOR - DOZER	1.00 EA	203.42	\$ 18.00 /EA	\$ 3,661.56
ROLLER OPERATOR	1.00 EA	203.42	\$ 14.00 /EA	\$ 2,847.88
LABORER	1.00 EA	203.42	\$ 13.50 /EA	\$ 2,746.17
SUBTOTAL WWW LABOR:				\$ 13,527.43
BURDEN @ 55%:				\$ 7,440.09
25% OF LABOR				\$ 3,381.86
<b>TOTAL WEBBER LABOR:</b>				<b>\$ 24,349.37</b>

ADDITIONAL WWW MATERIAL ITEMS:	MATERIAL COST	QTY	MATERIAL UNIT	MATERIAL COST
	/			\$ -
	/			\$ -
SUBTOTAL WWW MATERIAL:				\$ -
MATERIAL @ 25% MARK-UP:				\$ -
<b>TOTAL WEBBER MATERIAL:</b>				<b>\$ -</b>

ADDITIONAL WWW EQUIPMENT ITEMS:	EQUIPMENT COST	EQUIPMENT UNIT /HR	EQUIPMENT QTY	EQUIPMENT COST
FOREMAN TRUCK	\$ 14.92 /HR	203.42	0.50	\$ 1,517.51
650 DOZER	\$ 53.44 /HR	203.42	1.00	\$ 10,870.76
84" PAD FOOT ROLLER	\$ 67.29 /HR	203.42	1.00	\$ 13,688.13
	/HR	-		\$ -
SUBTOTAL WWW EQUIPMENT:				\$ 26,076.41
EQUIPMENT @ 15% MARK-UP:				\$ 3,911.46
<b>TOTAL WEBBER EQUIP:</b>				<b>\$ 29,987.87</b>

ADDITIONAL SUBCONTRACTOR ITEMS:	QUANTITIES	UNIT PRICE	BID TOTALS
TRUCKING EXC (6.5 CY/LOAD)	2,003.63 CY	\$ 6.13 /CY	\$ 12,282.25
		/	\$ -
SUBTOTAL SUBS:			12,282.25
SUBS @ 5% MARK-UP:			614.11
<b>TOTAL SUBCONTRACTOR ITEMS:</b>			<b>\$ 12,896.36</b>

TOTAL ADDITIONAL DAYS TO PERFORM WORK:

SUMMARY

SUBTOTAL ALL ITEMS: \$ 67,233.61  
 1.0% BOND: \$ 672.34  
 ADDITIONAL WORK TOTAL: \$ 67,905.95

EXISTING BID ITEM TO OVERRUN:	COST	UOM	QTY	TOTAL
110.6003 EXCAVATION SPECIAL	\$ 2.86	CY	2,065.40	\$ 5,907.04
132.6006 EMBANKMENT (FINAL)(DENS CONT)(TY C)	\$ 3.89	CY	2,003.63	\$ 7,794.12

ADDED EMBANKMENT BASIN 2 \$ 81,607.11 \$ 16.69 /CY



REQUEST FOR CHANGE

Fort Bend County  
FM 1093 Westpark Extension Phase I

Detention Pond Over Excavation		2,586.00 CY	200.00 CY/DAY	
ADDITIONAL WWW LABOR ITEMS:	CREW	HOURS	LABOR COST	LABOR COST
FOREMAN	0.50 EA	129.30	\$ 42.00 /EA	\$ 2,715.30
OPERATOR - DOZER	1.00 EA	129.30	\$ 18.00 /EA	\$ 2,327.40
ROLLER OPERATOR	1.00 EA	129.30	\$ 14.00 /EA	\$ 1,810.20
LABORER	1.00 EA	129.30	\$ 13.50 /EA	\$ 1,745.55
SUBTOTAL WWW LABOR:				\$ 8,598.45
BURDEN @ 55%:				\$ 4,729.15
25% OF LABOR				\$ 2,149.61
<b>TOTAL WEBBER LABOR:</b>				<b>\$ 15,477.21</b>

ADDITIONAL WWW MATERIAL ITEMS:	MATERIAL COST	QTY	MATERIAL UNIT	MATERIAL COST
	/			\$ -
	/			\$ -
SUBTOTAL WWW MATERIAL:				\$ -
MATERIAL @ 25% MARK-UP:				\$ -
<b>TOTAL WEBBER MATERIAL:</b>				<b>\$ -</b>

ADDITIONAL WWW EQUIPMENT ITEMS:	EQUIPMENT COST	EQUIPMENT UNIT /HR	EQUIPMENT QTY	EQUIPMENT COST
FOREMAN TRUCK	\$ 14.92 /HR	129.30	0.50	\$ 964.58
650 DOZER	\$ 53.44 /HR	129.30	1.00	\$ 6,909.79
84' PAD FOOT ROLLER	\$ 67.29 /HR	129.30	1.00	\$ 8,700.60
	/HR	-		\$ -
SUBTOTAL WWW EQUIPMENT:				\$ 16,574.97
EQUIPMENT @ 15% MARK-UP:				\$ 2,486.25
<b>TOTAL WEBBER EQUIP:</b>				<b>\$ 19,061.21</b>

ADDITIONAL SUBCONTRACTOR ITEMS:	QUANTITIES	UNIT PRICE	BID TOTALS
TRUCKING EXC (6.5 CY/LOAD)	2,586.00 CY	\$ 6.33 /CY	\$ 16,369.38
		/	\$ -
SUBTOTAL SUBS:			16,369.38
SUBS @ 5% MARK-UP:			818.47
<b>TOTAL SUBCONTRACTOR ITEMS:</b>			<b>\$ 17,187.85</b>

TOTAL ADDITIONAL DAYS TO PERFORM WORK:

SUMMARY	
SUBTOTAL ALL ITEMS:	\$ 51,726.27
1.0% BOND:	\$ 517.26
<b>ADDITIONAL WORK TOTAL:</b>	<b>\$ 52,243.53</b>

EXISTING BID ITEM TO OVERRUN:	COST	UOM	QTY	TOTAL
110.6003 EXCAVATION SPECIAL	\$ 2.86	CY	2,065.40	\$ 5,907.04
132.6006 EMBANKMENT (FINAL)(DENS CONT)(TY C)	\$ 3.89	CY	2,586.00	\$ 10,059.54

ADDED EMBANKMENT BASIN 3

\$ 68,210.12

\$ 20.20 /CY

det basin 02 surface report  
SURFACE TO SURFACE VOLUME REPORT

Webber LLC  
14333 Chrisman Rd.  
Houston, TX  
281-987-8787

Project: C:\Users\C397T\Documents\TMOD FILES\FM 1093 Westpark Extension.pro  
Report Generated: Thursday, August 02, 2018 1:25:22 PM

-----  
Where the second surface is above the first the volume is reported as fill.  
Where the second surface is below the first the volume is reported as  
excavation.  
-----

Shrinkage/swell factors:	Excavation	1.0000	Fill	1.0000
First Surface Layer Name	Number of Points	Second Surface Layer Name	Number of Points	
DETEN BASIN 02	269	POND 2 TOPO		58
Excavation Volume (Cu. Yd.)		Fill volume (Cu. Yd.)		
2,656.2		590.7		

Net Difference: 2,065.4 Cu. Yd. Waste

det basin 03 surface report  
SURFACE TO SURFACE VOLUME REPORT

Webber LLC  
14333 Chrisman Rd.  
Houston, TX  
281-987-8787

Project: C:\Users\C397T\Documents\TMOD FILES\FM 1093 Westpark Extension.pro  
Report Generated: Thursday, August 02, 2018 10:59:39 AM

-----  
Where the second surface is above the first the volume is reported as fill.  
Where the second surface is below the first the volume is reported as  
excavation.  
-----


Shrinkage/swell factors:	Excavation	1.0000	Fill	1.0000
First Surface Layer Name	Number of Points	Second Surface Layer Name	Number of Points	
DETEN BASIN 03	60	POND 3 TOPO	58	
Excavation Volume (Cu. Yd.)		Fill Volume (Cu. Yd.)		
1,627.5		1,222.9		

Net Difference: 404.6 Cu. Yd. Waste

**Rental Rate Blue Book®**

October 17, 2017

**Miscellaneous 4X4 1/2 191 CREW GAS**  
 On-Highway Light Duty Trucks

 Size Class:  
**100 - 199 HP**  
 Weight:  
**4,800 lbs.**

**Configuration for 4X4 1/2 191 CREW GAS**

Cab Type	Crew	Axle Configuration	4X4
Ton Rating	1/2	Power Mode	Gasoline
Horsepower	191		

**Blue Book Rates**

\*\* FHWA Rate is equal to the monthly ownership cost divided by 176 plus the hourly estimated operating cost.

	Ownership Costs				Estimated Operating Costs Hourly	FHWA Rate** Hourly
	Monthly	Weekly	Daily	Hourly		
Published Rates	\$730.00	\$205.00	\$51.00	\$8.00	\$11.05	\$15.20
<b>Adjustments</b>						
Region (Houston, Texas: 93.2%)	(\$49.64)	(\$13.94)	(\$3.47)	(\$0.54)		
Model Year (2017: 100%)	-	-	-	-		
Ownership (100%)	-	-	-	-		
Operating (100%)	-	-	-	-		
<b>Total:</b>	<b>\$680.36</b>	<b>\$191.06</b>	<b>\$47.53</b>	<b>\$7.46</b>	<b>\$11.05</b>	<b>\$14.92</b>

**Rate Element Allocation**

Element	Percentage	Value
Depreciation (ownership)	56%	\$408.80/mo
Overhaul (ownership)	29%	\$211.70/mo
CFC (ownership)	5%	\$36.50/mo
Indirect (ownership)	10%	\$73.00/mo
Fuel (operating) @ 2.27	75%	\$8.24/hr

Revised Date: 2nd Half 2017

These are the most accurate rates for the selected Revision Date(s). However, due to more frequent online updates, these rates may not match Rental Rate Blue Book Print. Visit the Cost Recovery Product Guide on our Help page for more information.

The equipment represented in this report has been exclusively prepared for JAYME BEAN (jayne.bean@wwebber.com)

**Rental Rate Blue Book®**

November 15, 2017

**Komatsu PC360LC-10**  
 Crawler Mounted Hydraulic Excavators

 Size Class:  
**33.1 - 40.0 MTons**  
 Weight:  
**79,093 lbs.**
**Configuration for PC360LC-10**

Operating Weight	<b>39.64 t</b>	Power Mode	<b>Diesel</b>
Net Horsepower	<b>257 hp</b>	Operating Weight	<b>39.03 mt</b>
Bucket Capacity - Heaped	<b>1.2 cu yd</b>	Bucket Capacity - Heaped	<b>1 cu yd</b>

**Blue Book Rates**

\*\* FIWA Rate is equal to the monthly ownership cost divided by 176 plus the hourly estimated operating cost.

	Ownership Costs				Estimated Operating Costs Hourly	FIWA Rate** Hourly
	Monthly	Weekly	Daily	Hourly		
Published Rates	\$13,400.00	\$3,750.00	\$940.00	\$140.00	\$69.10	\$145.24
<b>Adjustments</b>						
Region (Houston, Texas: 92.7%)	(\$978.20)	(\$273.75)	(\$68.62)	(\$10.22)		
Model Year (2017: 100%)	-	-	-	-		
Ownership (100%)	-	-	-	-		
Operating (100%)	-	-	-	-		
<b>Total:</b>	<b>\$12,421.80</b>	<b>\$3,476.25</b>	<b>\$871.38</b>	<b>\$129.78</b>	<b>\$69.10</b>	<b>\$139.68</b>

**Non-Active Use Rates**

	Hourly
Standby Rate	\$35.99
Idling Rate	\$97.89

**Rate Element Allocation**

Element	Percentage	Value
Depreciation (ownership)	36%	\$4,824.00/mo
Overhaul (ownership)	49%	\$6,566.00/mo
CFC (ownership)	7%	\$938.00/mo
Indirect (ownership)	8%	\$1,072.00/mo
Fuel (operating) @ 2.53	40%	\$27.31/hr

Revised Date: 2nd Half 2017

These are the most accurate rates for the selected Revision Date(s). However, due to more frequent online updates, these rates may not match Rental Rate Blue Book Print. Visit the Cost Recovery Product Guide on our Help page for more information.

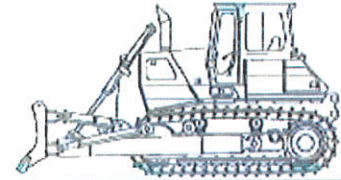
The equipment represented in this report has been exclusively prepared for JAYME BEAN (jayne.bean@wwebber.com)

**Rental Rate Blue Book®**

April 18, 2018

**Deere 650G LGP (disc. 1999)**

Lgp Crawler Dozers

 Size Class:  
 85 - 104 HP  
 Weight:  
 19,322 lbs.

**Configuration for 650G LGP (disc. 1999)**

Dozer Type	Power Angle Tilt	Power Mode	<b>Diesel</b>
Net Horsepower	90 hp	Operator Protection	<b>ROPS</b>

**Blue Book Rates**

\*\* FHWA Rate is equal to the monthly ownership cost divided by 176 plus the hourly estimated operating cost.

	Ownership Costs				Estimated Operating Costs Hourly	FHWA Rate** Hourly
	Monthly	Weekly	Daily	Hourly		
Published Rates	\$4,585.00	\$1,285.00	\$320.00	\$48.00	\$29.60	\$55.65
<b>Adjustments</b>						
Region ( Houston, Texas: 91.5%)	(\$389.72)	(\$109.22)	(\$27.20)	(\$4.08)		
Model Year (1999: 100%)	-	-	-	-		
Adjusted Hourly Ownership Cost (100%)	-	-	-	-		
Hourly Operating Cost (100%)					-	
<b>Total:</b>	<b>\$4,195.28</b>	<b>\$1,175.78</b>	<b>\$292.80</b>	<b>\$43.92</b>	<b>\$29.60</b>	<b>\$53.44</b>

**Non-Active Use Rates**

	Hourly
Standby Rate	\$10.25
Idling Rate	\$33.55

**Rate Element Allocation**

Element	Percentage	Value
Depreciation (ownership)	29%	\$1,329.65/mo
Overhaul (ownership)	57%	\$2,613.45/mo
CFC (ownership)	6%	\$275.10/mo
Indirect (ownership)	8%	\$366.80/mo
Fuel (operating) @ 2.57	33%	\$9.71/hr

Revised Date: 1st Half 2018

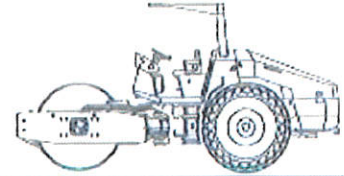
These are the most accurate rates for the selected Revision Date(s). However, due to more frequent online updates, these rates may not match Rental Rate Blue Book Print. Visit the Cost Recovery Product Guide on our Help page for more information.

The equipment represented in this report has been exclusively prepared for JAYME BEAN (jayne.bean@vwebber.com)

**Rental Rate Blue Book®**

March 15, 2018

**Bomag BW213PDH-40**  
 Single Drum Vibratory Compactors

 Size Class:  
 12.0 - 14.9 MTons  
 Weight:  
 27,975 lbs.

**Configuration for BW213PDH-40**

Drum Type	Padfoot	Drum Width	<b>84 in</b>
Power Mode	Diesel	Net Horsepower	<b>160 hp</b>

**Blue Book Rates**

\*\* FHWA Rate is equal to the monthly ownership cost divided by 176 plus the hourly estimated operating cost.

	Ownership Costs				Estimated Operating Costs Hourly	FHWA Rate** Hourly
	Monthly	Weekly	Daily	Hourly		
Published Rates	\$5,625.00	\$1,575.00	\$395.00	\$59.00	\$37.95	\$69.91
<b>Adjustments</b>						
Region ( Houston, Texas: 91.9%)	(\$455.62)	(\$127.57)	(\$31.99)	(\$4.78)		
Model Year (2017: 99.9%)	(\$5.17)	(\$1.45)	(\$0.36)	(\$0.05)		
Ownership (100%)	-	-	-	-		
Operating (100%)					-	
<b>Total:</b>	<b>\$5,164.21</b>	<b>\$1,445.98</b>	<b>\$362.65</b>	<b>\$54.17</b>	<b>\$37.95</b>	<b>\$67.29</b>

**Non-Active Use Rates**

	Hourly
Standby Rate	\$20.83
Idling Rate	\$40.03

**Rate Element Allocation**

Element	Percentage	Value
Depreciation (ownership)	50%	\$2,812.50/mo
Overhaul (ownership)	29%	\$1,631.25/mo
CFC (ownership)	9%	\$506.25/mo
Indirect (ownership)	12%	\$675.00/mo
Fuel (operating) @ 2.57	28%	\$10.69/hr

Revised Date: 1st Half 2018

These are the most accurate rates for the selected Revision Date(s). However, due to more frequent online updates, these rates may not match Rental Rate Blue Book Print. Visit the Cost Recovery Product Guide on our Help page for more information.

The equipment represented in this report has been exclusively prepared for JAYME BEAN (jayme.bean@webber.com)

# Webber

August 22, 2018

Mike Stone  
Fort Bend County  
301 Jackson Street  
Richmond, TX 77469

Attn: Mike Stone

Re: REQUEST FOR CHANGE - PROPOSAL #P-74  
Replacing Damaged Ped Pole  
WEBBER PROJECT #WVT

Project: Fort Bend County  
FM 1093 Westpark Extension Phase I

Gentlemen:

This proposal is for the removal and replacement of damaged work caused by a traffic accident on August 6, 2018, at the southeast corner of FM 1093 and FM 723 intersection.

Webber will need to demo damaged curb, replace the damaged pedestrian pole, and replace the mono curb. Webber will demo all damaged concrete surfaces, haul for disposal, and prep the area for replacement of damaged finishes and electrical items. Allstate Signal will replace conduit, junction box, and pedestrian poles. Webber will then construct the curb and finish grade the area .

Our new unit prices to perform this additional work is as follows:

ITEM DESCRIPTION	UNIT PRICE	QTY	TOTAL VALUE
Demo Damaged Concrete	\$ 1,460.17	1.00 S	1,460.17
Replacing Damaged Ped Pole	\$ 1,298.44	1.00 S	1,298.44
Replace Finish Work	\$ 2,341.99	1.00 S	2,341.99

Existing line items to overrun:

502-9003 - One Lane Closure (ADDL WORK)	\$ 869.00	2.00 S	1,738.00
624-6010 - Ground box Ty D w/ Apron	\$ 700.00	1.00 S	700.00
682-6018 - Ped Sig Sec (LED)(Countdown)	\$ 555.00	2.00 S	1,110.00
687-6001 - Ped Pole Assembly	\$ 1,000.00	1.00 S	1,000.00
688-6001 - Ped Detect Push Button(APS)	\$ 650.00	2.00 S	1,300.00

**TOTAL CHANGE ORDER** \$ **10,948.60**

Please contact me if this extra work proposal is acceptable.

Sincerely,



Matthew Brangan  
Project Manager



REQUEST FOR CHANGE

Fort Bend County  
FM 1093 Westpark Extension Phase I

Demo Damaged Concrete				
ADDITIONAL WWW LABOR ITEMS:	CREW	HOURS	LABOR COST	LABOR COST
<b>Damaged Conc. Removal:</b>				
Foreman	1.00 EA	4.00 \$	42.00 /EA \$	168.00
Laborer	2.00 EA	4.00 \$	19.00 /EA \$	152.00
Operator	1.00 EA	4.00 \$	22.00 /EA \$	88.00
SUBTOTAL WWW LABOR:				\$ 408.00
BURDEN @ 55%:				\$ 224.40
25% OF LABOR				\$ 102.00
<b>TOTAL WEBBER LABOR:</b>				<b>\$ 734.40</b>

ADDITIONAL WWW MATERIAL ITEMS:	MATERIAL COST	MATERIAL UNIT	MATERIAL COST
	/		\$ -
	/		\$ -
SUBTOTAL WWW MATERIAL:			\$ -
MATERIAL @ 25% MARK-UP:			\$ -
<b>TOTAL WEBBER MATERIAL:</b>			<b>\$ -</b>

ADDITIONAL WWW EQUIPMENT ITEMS:	EQUIPMENT COST	EQUIPMENT UNIT /HR	EQUIPMENT QTY	EQUIPMENT COST
<b>Damaged Conc. Removal:</b>				
F-250 4x2 Pickup	\$ 14.92 /HR	4.00	1.00	\$ 59.68
310 Backhoe	\$ 32.43 /HR	4.00	1.00	\$ 129.72
SUBTOTAL WWW EQUIPMENT:				\$ 189.40
EQUIPMENT @ 15% MARK-UP:				\$ 28.41
<b>TOTAL WEBBER EQUIP:</b>				<b>\$ 217.81</b>

ADDITIONAL SUBCONTRACTOR ITEMS:	QUANTITIES	UNIT PRICE	BID TOTALS
<b>Trucking &amp; Disposal:</b>			
Concrete Spoils Disposal Fee	1.00 EA	\$ 250.00	\$ 250.00
Trucking (4 HR Minimum)	4.00 HR	\$ 55.00	\$ 220.00
SUBTOTAL SUBS:			470.00
SUBS @ 5% MARK-UP:			23.50
<b>TOTAL SUBCONTRACTOR ITEMS:</b>			<b>\$ 493.50</b>

TOTAL ADDITIONAL DAYS TO PERFORM WORK:

**SUMMARY**

SUBTOTAL ALL ITEMS:	\$ 1,445.71
1.0% BOND:	\$ 14.46
<b>ADDITIONAL WORK TOTAL:</b>	<b>\$ 1,460.17 LS</b>
<b>502-9003 - One Lane Closure (ADDL WORK)</b>	<b>\$ 869.000 /EA 1.00 \$ 869.00</b>



REQUEST FOR CHANGE

Fort Bend County  
FM 1093 Westpark Extension Phase I

<i>Replacing Damaged Ped Pole</i>				
ADDITIONAL WWW LABOR ITEMS:	CREW	HOURS	LABOR COST	LABOR COST
			\$	-
			\$	-
SUBTOTAL WWW LABOR:			\$	-
BURDEN @ 55%:			\$	-
25% OF LABOR			\$	-
<b>TOTAL WEBBER LABOR:</b>			\$	-

ADDITIONAL WWW MATERIAL ITEMS:	MATERIAL COST	MATERIAL UNIT	MATERIAL COST
			\$ -
			\$ -
SUBTOTAL WWW MATERIAL:			\$ -
MATERIAL @ 25% MARK-UP:			\$ -
<b>TOTAL WEBBER MATERIAL:</b>			\$ -

ADDITIONAL WWW EQUIPMENT ITEMS:	EQUIPMENT COST	EQUIPMENT UNIT	EQUIPMENT QTY	EQUIPMENT COST
				\$ -
				\$ -
SUBTOTAL WWW EQUIPMENT:				\$ -
EQUIPMENT @ 15% MARK-UP:				\$ -
<b>TOTAL WEBBER EQUIP:</b>				\$ -

ADDITIONAL SUBCONTRACTOR ITEMS:	QUANTITIES	UNIT PRICE	BID TOTALS
<b>AllStateSignal:</b>			
Replacement of Damaged Ped Pole - Mobilization	1.00 LS	\$ 663.76	\$ 663.76
Replacement of Damaged Ped Pole - Conduit Repair	1.00 LS	\$ 560.61	\$ 560.61
SUBTOTAL SUBS:			1,224.37
SUBS @ 5% MARK-UP:			61.22
<b>TOTAL SUBCONTRACTOR ITEMS:</b>			\$ <b>1,285.59</b>

TOTAL ADDITIONAL DAYS TO PERFORM WORK:

SUMMARY

SUBTOTAL ALL ITEMS:	\$ 1,285.59
1.0% BOND:	\$ 12.86
<b>ADDITIONAL WORK TOTAL:</b>	<b>\$ 1,298.44 LS</b>

624-6010 - Ground box Ty D w/ Apron	\$ 700.000 /EA	1.00	\$ 700.00
682-6018 - Ped Sig Sec (LED)(Countdown)	\$ 555.000 /EA	2.00	\$ 1,110.00
687-6001 - Ped Pole Assembly	\$ 1,000.000 /EA	1.00	\$ 1,000.00
688-6001 - Ped Detect Push Button(APS)	\$ 650.000 /EA	2.00	\$ 1,300.00



REQUEST FOR CHANGE

Fort Bend County  
FM 1093 Westpark Extension Phase I

<i>Replace Finish Work</i>				
ADDITIONAL WWW LABOR ITEMS:	CREW	HOURS	LABOR COST	LABOR COST
<b>Form/Pour/Strip - Curb:</b>				
Foreman	1.00 EA	8.00 \$	42.00 /EA \$	336.00
Laborer	2.00 EA	8.00 \$	19.00 /EA \$	304.00
Operator	1.00 EA	8.00 \$	22.00 /EA \$	176.00
SUBTOTAL WWW LABOR:				\$ 816.00
BURDEN @ 55%:				\$ 448.80
25% OF LABOR				\$ 204.00
<b>TOTAL WEBBER LABOR:</b>				<b>\$ 1,468.80</b>

ADDITIONAL WWW MATERIAL ITEMS:	MATERIAL COST	MATERIAL UNIT	MATERIAL COST
<b>Curb Materials:</b>			
Class A Concrete - 4CY - Class A	\$ 115.00 /CY	4.00 CY	\$ 460.00
Class A Concrete - 4CY Short Load Charge	\$ 70.00 /LS	1.00 LS	\$ 70.00
Forming Materials - Lumber	\$ 150.00 /LS	1.00 LS	\$ 150.00
SUBTOTAL WWW MATERIAL:			\$ 680.00
MATERIAL @ 25% MARK-UP:			\$ 170.00
<b>TOTAL WEBBER MATERIAL:</b>			<b>\$ 850.00</b>

ADDITIONAL WWW EQUIPMENT ITEMS:	EQUIPMENT COST	EQUIPMENT UNIT /HR	EQUIPMENT QTY	EQUIPMENT COST
		/HR		\$ -
		/HR		\$ -
SUBTOTAL WWW EQUIPMENT:				\$ -
EQUIPMENT @ 15% MARK-UP:				\$ -
<b>TOTAL WEBBER EQUIP:</b>				<b>\$ -</b>


ADDITIONAL SUBCONTRACTOR ITEMS:	QUANTITIES	UNIT PRICE	BID TOTALS
			\$ -
SUBTOTAL SUBS:			0.00
SUBS @ 5% MARK-UP:			0.00
<b>TOTAL SUBCONTRACTOR ITEMS:</b>			<b>\$ -</b>

TOTAL ADDITIONAL DAYS TO PERFORM WORK:

**SUMMARY**

SUBTOTAL ALL ITEMS:	\$ 2,318.80
1.0% BOND:	\$ 23.19
<b>ADDITIONAL WORK TOTAL:</b>	<b>\$ 2,341.99 LS</b>
<b>One Lane Closure (ADDL WORK)</b>	<b>\$ 869.000 /EA 1.00 \$ 869.00</b>

**Rental Rate Blue Book®**
**Miscellaneous 4X4 1/2 191 CREW GAS**  
 On-Highway Light Duty Trucks

 Size Class:  
**100 - 199 HP**  
 Weight:  
**4,800 lbs.**

**Configuration for 4X4 1/2 191 CREW GAS**

Cab Type	Crew	Axle Configuration	4X4
Ton Rating	1/2	Power Mode	Gasoline
Horsepower	191		

**Blue Book Rates**

\*\* FHWA Rate is equal to the monthly ownership cost divided by 176 plus the hourly estimated operating cost.

	Ownership Costs				Estimated Operating Costs Hourly	FHWA Rate** Hourly
	Monthly	Weekly	Daily	Hourly		
Published Rates	\$730.00	\$205.00	\$51.00	\$8.00	\$11.05	\$15.20
<b>Adjustments</b>						
Region (Houston, Texas: 93.2%)	(\$49.64)	(\$13.94)	(\$3.47)	(\$0.54)		
Model Year (2017: 100%)	-	-	-	-		
Ownership (100%)	-	-	-	-		
Operating (100%)	-	-	-	-		
<b>Total:</b>	<b>\$680.36</b>	<b>\$191.06</b>	<b>\$47.53</b>	<b>\$7.46</b>	<b>\$11.05</b>	<b>\$14.92</b>

**Rate Element Allocation**

Element	Percentage	Value
Depreciation (ownership)	56%	\$408.80/mo
Overhaul (ownership)	29%	\$211.70/mo
CFC (ownership)	5%	\$36.50/mo
Indirect (ownership)	10%	\$73.00/mo
Fuel (operating) @ 2.27	75%	\$8.24/hr

Revised Date: 2nd Half 2017

These are the most accurate rates for the selected Revision Date(s). However, due to more frequent online updates, these rates may not match Rental Rate Blue Book Print. Visit the Cost Recovery Product Guide on our Help page for more information.

The equipment represented in this report has been exclusively prepared for JAYME BEAN (jayne.bean@webber.com)





ALLSTATE SIGNAL & CONSTRUCTION, LLC  
P.O. BOX 2654  
CYPRESS, TX 77410  
PHONE: 281-255-4005  
FAX: 281-255-4051

## CHANGE ORDER REQUEST

DATE: 3/6/2018  
CSJ #: 1258-03-042  
PROJECT #: CC 1258-3-42  
HIGHWAY: Westpark Tollway  
ALLSTATE JOB #: 359

---

TO: Webber  
14333 Chrisman Rd  
Houston, TX 77039

ATTN: Matther Brangan

---

Mr. Brangan

Attached is the change order request for replacing one damaged ped pole and one damaged ground box. If you have any questions, please do not hesitate to contact me. Thank you.

---

Description:

---

Sincerely,


JR Cook  
Project Manager  
Allstate Signal & Construction, LLC.

**ALLSTATE SIGNAL & CONSTRUCTION, LLC.**  
**CHANGE ORDER SUMMARY**

COUNTY: FT. BEND  
 CSJ #: 1258-03-042  
 PROJECT #: CC 1258-3-42  
 HWY: WESTPARK TOLLWAY  
 DATE REQUESTED: 3/6/2018

BID ITEM #	DESCRIPTION	UNIT	QTY	UNIT PRICE	EXTENDED
<b>EXISTING ITEMS</b>					
624-6010	GROUNOD BOX TY D W/ APRON	EA	1	\$ 700.00	\$ 700.00
682-6018	PED SIG SEC (LED)(COUNTDOWN)	EA	2	\$ 555.00	\$ 1,110.00
687-6001	PED POLE ASSEMBLY	EA	1	\$ 1,000.00	\$ 1,000.00
688-6001	PED DETECT PUSH BUTTON(APS)	EA	2	\$ 650.00	\$ 1,300.00
TOTAL OF EXISTING BID ITEMS:					\$ 4,110.00
<b>NEW ITEMS</b>					
XXX-XXXX	MOBILIZATION	LS	1	\$ 663.76	\$ 663.76
618-XXXX	CONDUIT REPAIR	LS	1	\$ 560.61	\$ 560.61
					\$ -
					\$ -
TOTAL OF NEW BID ITEMS:					\$1,224.37
<b>TOTAL:</b>					<b>\$ 5,334.37</b>

\*\*\*NOTES\*\*\*

SIGNATURE:  \_\_\_\_\_  
 JR COOK  
 TITLE: \_\_\_\_\_  
 MANAGER  
 DATE: \_\_\_\_\_  
 3/6/2018

**ALLSTATE SIGNAL & CONSTRUCTION, LLC**  
**CHANGE ORDER ESTIMATE**

COUNTY: FT. BEND  
 CSIR: 1258-03-042  
 PROJECT #: CC 1258-3-42  
 DATE: 3/6/2018  
 LOCATION: WESTPARK TOLLWAY

ITEM: XXX-XXXX - MOBILIZATION  
 QTY: 1

SCOPE: MOBILIZE TO JOBSITE

**Material**

DESCRIPTION	UNIT	QTY	UNIT PRICE	EXTENDED PRICE
				\$ -
				\$ -
				\$ -
				Total: \$ -
				25% Mark Up: \$ -
				MATERIAL TOTAL: \$ -

**Equipment**

DESCRIPTION	UNIT	QTY	UNIT PRICE	EXTENDED PRICE
FLATBED TRUCK / 15,000 GVWR / 4XA/ CREW	HR	2.5	\$ 21.52	\$ 53.80
20' FLAT BED TRAILER	HR	2.5	\$ 14.84	\$ 37.10
MINI EXCAVATOR	HR	2.5	\$ 26.73	\$ 66.83
				\$ -
				Total: \$ 157.73
				15% Mark Up: \$ 23.66
				EQUIPMENT TOTAL: \$ 181.38

**Labor**

DESCRIPTION	UNIT	QTY	UNIT PRICE	EXTENDED PRICE
FOREMAN	HR	2.5	\$ 35.50	\$ 88.75
OPERATOR	HR	2.5	\$ 28.00	\$ 70.00
LABOR - UTILITY	HR	2.5	\$ 17.50	\$ 43.75
LABOR - UTILITY	HR	2.5	\$ 17.50	\$ 43.75
LABOR - COMMON	HR	2.5	\$ 15.00	\$ 37.50
				\$ -
				Sub-Total: \$ 283.75
				55% Labor Burden \$ 156.06
				15% Mark UP: \$ 42.56
				LABOR TOTAL: \$ 482.38

**SUBCONTRACTORS**

DESCRIPTION	UNIT	QTY	UNIT PRICE	EXTENDED PRICE
				\$ -
				SUBCONTRACTOR TOTAL: \$ -

**TOTALS**

				ITEM TOTAL: \$ 663.76
				ITEM UNIT PRICE: \$ 663.76





www.equipmentwatch.com

All prices shown in US\$

### Rental Rate Blue Book - Usage Report (Monthly)

Name: 372 Drainage Bore COR

Notes: None so far...

#### Adjustments

Note: Values not specified at the fleet level will be taken from individual equipment adjustments.

Rate Effective Date: -

Region: -

Ownership Adjustment: -

Rental Rate Blue Book Rates

All prices shown in US\$

Rate Effective Date: -

Organization: -

Operating Adjustment: -

March 6, 2018

ID	Equipment Type	Manufacturer	Model	Year	Serial Number	Configuration/Notes	Ownership	Operating	Standby	Idling	Revision	Region	Age	Adjustments	Ownership	Operating	PHWA Hourly Rate	Hours	Total Cost
27	Flatbed Trailer	Goeseck	Goeseck	2013		Number of Axles:2, Deck Length:16'10", Deck Type:Level, Capacity:201 Trainers	\$7.79	\$7.05	\$3.05	\$7.79	Jan 1, 2018 - Present	Texas: 96.8%	98.4%	100%	100%	100%	\$14.94	1	\$14.94
2015	On-Highway Flatbed Trucks	Miscellaneous	On-Highway Flatbed Trucks	2015		Make/Model/Year/Configuration/Notes	\$8.07	\$15.45	\$4.13	\$16.14	Jan 1, 2018 - Present	Texas: 91.4%	98.2%	100%	100%	100%	\$21.52	1	\$21.52
JR0002	Crawler Mounted Compact Excavators	Deere	500	2017		Net Horsepower:28.1 hp, Power Mode:Diesel, Bucket Capacity:1.15 cu ft, Operator Protection:EROPS, Operating Weight:4.2 mt	\$15.03	\$11.70	\$9.47	\$19.04	Jan 1, 2018 - Present	100%	102.3%	100%	100%	100%	\$36.73	1	\$36.73
<b>Total:</b>																	<b>\$83.23</b>		

These are the most accurate rates for the selected Revision Date(s). However, due to more frequent online updates, these rates may not match Rental Rate Blue Book Print. Visit the Cost Recovery Product Guide on our Help page for more information.

The equipment represented in this report has been exclusively prepared for JR COOK (jcook@asecix.com)



# Webber

August 22, 2018

Mike Stone  
Fort Bend County  
301 Jackson Street  
Richmond, TX 77469

Attn: Mike Stone

Re: REQUEST FOR CHANGE - PROPOSAL #P-75  
Replacement of Ped Pole and Ground Box at Katy Gaston Rd.  
WEBBER PROJECT #WVT

Project: Fort Bend County  
FM 1093 Westpark Extension Phase I

Gentlemen:

This is a proposal for the replacement of the ped pole and associated ground box at the intersection of Katy Gaston Rd. and Westpark Tollroad East Bound Frontage Road that was damaged in a traffic accident.

Our unit prices to perform this additional work is as follows:

ITEM DESCRIPTION	UNIT PRICE	QTY	TOTAL VALUE
<b>Replacement of Ped Pole and Ground Box at Katy Gaston Rd.</b>	\$ 1,298.44	1.00 S	1,298.44
Existing Line Items to Underrun			
624-6010 GROUND BOX TY D W/APRON	\$ 700.00	1.00 S	700.00
682-6018 PER SEG SEC (LED)(COUNTDOWN)	\$ 555.00	2.00 S	1,110.00
687-6001 PED POLE ASSEMBLY	\$ 1,000.00	1.00 S	1,000.00
688-6001 PED DETECT PUSH BUTTON(APS)	\$ 650.00	2.00 S	1,300.00
<b>TOTAL CHANGE ORDER</b>		S	5,408.44

A total of 0 days are required to perform this additional work and is requested to be added to the contract time.

Please contact me if this extra work proposal is acceptable.

Sincerely,



Matthew Brangan  
Project Manager



REQUEST FOR CHANGE

Fort Bend County  
FM 1093 Westpark Extension Phase I

Replacement of Ped Pole and Ground Box at Katy Gaston Rd.				
ADDITIONAL WWW LABOR ITEMS:	CREW	HOURS	LABOR COST	LABOR COST
			/	\$ -
			/	\$ -
			/	\$ -
SUBTOTAL WWW LABOR:				\$ -
BURDEN @ 55%:				\$ -
25% OF LABOR				\$ -
<b>TOTAL WEBBER LABOR:</b>				<b>\$ -</b>

ADDITIONAL WWW MATERIAL ITEMS:	MATERIAL COST	QTY	MATERIAL UNIT	MATERIAL COST
	/			\$ -
	/			\$ -
SUBTOTAL WWW MATERIAL:				\$ -
MATERIAL @ 25% MARK-UP:				\$ -
<b>TOTAL WEBBER MATERIAL:</b>				<b>\$ -</b>

ADDITIONAL WWW EQUIPMENT ITEMS:	EQUIPMENT COST	EQUIPMENT UNIT /HR	EQUIPMENT QTY	EQUIPMENT COST
	/HR			\$ -
	/HR			\$ -
SUBTOTAL WWW EQUIPMENT:				\$ -
EQUIPMENT @ 15% MARK-UP:				\$ -
<b>TOTAL WEBBER EQUIP:</b>				<b>\$ -</b>

ADDITIONAL SUBCONTRACTOR ITEMS:	QUANTITIES	UNIT PRICE	BID TOTALS
Mobilization	1.00 LS	\$ 663.76 /LS	\$ 663.76
Conduit Repair	1.00 LS	\$ 560.61 /LS	\$ 560.61
		/	\$ -
SUBTOTAL SUBS:			1,224.37
SUBS @ 5% MARK-UP:			61.22
<b>TOTAL SUBCONTRACTOR ITEMS:</b>			<b>\$ 1,285.59</b>

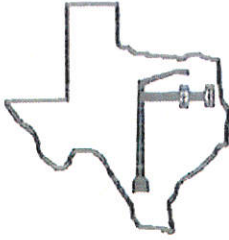
TOTAL ADDITIONAL DAYS TO PERFORM WORK:

SUMMARY

SUBTOTAL ALL ITEMS:	\$ 1,285.59
1.0% BOND:	\$ 12.86
<b>ADDITIONAL WORK TOTAL:</b>	<b>\$ 1,298.44</b>

EXISTING LINE ITEMS TO OVERRUN:	COST	UOM	QTY	TOTAL
624-6010 GROUND BOX TY D W/APRON	\$ 700.00	EA	1.00	\$ 700.00
682-6018 PER SEG SEC (LED)(COUNTDOWN)	\$ 555.00	EA	2.00	\$ 1,110.00
687-6001 PED POLE ASSEMBLY	\$ 1,000.00	EA	1.00	\$ 1,000.00
688-6001 PED DETECT PUSH BUTTON(APS)	\$ 650.00	EA	2.00	\$ 1,300.00
<b>EXISTING ITEMS TOTAL</b>				<b>4,110.00</b>

**TOTAL CHANGE ORDER** \$ **5,408.44**



ALLSTATE SIGNAL & CONSTRUCTION, LLC  
P.O. BOX 2654  
CYPRESS, TX 77410  
PHONE: 281-255-4005  
FAX: 281-255-4051

## CHANGE ORDER REQUEST

DATE: 3/6/2018  
CSJ #: 1258-03-042  
PROJECT #: CC 1258-3-42  
HIGHWAY: Westpark Tollway  
ALLSTATE JOB #: 359

---

TO: Webber  
14333 Chrisman Rd  
Houston, TX 77039

ATTN: Matther Brangan

---

Mr. Brangan

Attached is the change order request for replacing one damaged ped pole and one damaged ground box. If you have any questions, please do not hesitate to contact me. Thank you.

---

Description:

---

Sincerely,


JR Cook  
Project Manager  
Allstate Signal & Construction, LLC.

**ALLSTATE SIGNAL & CONSTRUCTION, LLC.**  
**CHANGE ORDER SUMMARY**

COUNTY: FT. BEND  
 CSJ #: 1258-03-042  
 PROJECT #: CC 1258-3-42  
 HWY: WESTPARK TOLLWAY  
 DATE REQUESTED: 3/6/2018

BID ITEM #	DESCRIPTION	UNIT	QTY	UNIT PRICE	EXTENDED
<b>EXISTING ITEMS</b>					
624-6010	GROUNOD BOX TY D W/ APRON	EA	1	\$ 700.00	\$ 700.00
682-6018	PED SIG SEC (LED){COUNTDOWN}	EA	2	\$ 555.00	\$ 1,110.00
687-6001	PED POLE ASSEMBLY	EA	1	\$ 1,000.00	\$ 1,000.00
688-6001	PED DETECT PUSH BUTTON{APS}	EA	2	\$ 650.00	\$ 1,300.00
TOTAL OF EXISTING BID ITEMS:					\$ 4,110.00
<b>NEW ITEMS</b>					
XXX-XXXX	MOBILIZATION	LS	1	\$ 663.76	\$ 663.76
618-XXXX	CONDUIT REPAIR	LS	1	\$ 560.61	\$ 560.61
					\$ -
					\$ -
TOTAL OF NEW BID ITEMS:					\$1,224.37
<b>TOTAL:</b>					<b>\$ 5,334.37</b>

\*\*\*NOTES\*\*\*

SIGNATURE:  \_\_\_\_\_  
 JR COOK  
 TITLE: \_\_\_\_\_  
 MANAGER  
 DATE: \_\_\_\_\_  
 3/6/2018

**ALLSTATE SIGNAL & CONSTRUCTION, LLC**  
**CHANGE ORDER ESTIMATE**

COUNTY: FT. BEND  
 CSJ#: 1258-03-042  
 PROJECT #: CC 1258-3-42  
 DATE: 3/6/2018  
 LOCATION: WESTPARK TOLLWAY

ITEM: XXX-XXXX - MOBILIZATION  
 QTY: 1

SCOPE: MOBILIZE TO JOBSITE

**Material**

DESCRIPTION	UNIT	QTY	UNIT PRICE	EXTENDED PRICE
				\$ -
				\$ -
				\$ -
			Total:	\$ -
			25% Mark Up:	\$ -
			MATERIAL TOTAL:	\$ -

**Equipment**

DESCRIPTION	UNIT	QTY	UNIT PRICE	EXTENDED PRICE
FLATBED TRUCK / 15,000 GVWR / 4X4/ CREW	HR	2.5	\$ 21.52	\$ 53.80
20' FLAT BED TRAILER	HR	2.5	\$ 14.84	\$ 37.10
MINI EXCAVATOR	HR	2.5	\$ 26.73	\$ 66.83
				\$ -
			Total:	\$ 157.73
			15% Mark Up:	\$ 23.66
			EQUIPMENT TOTAL:	\$ 181.38

**Labor**

DESCRIPTION	UNIT	QTY	UNIT PRICE	EXTENDED PRICE
FOREMAN	HR	2.5	\$ 35.50	\$ 88.75
OPERATOR	HR	2.5	\$ 28.00	\$ 70.00
LABOR - UTILITY	HR	2.5	\$ 17.50	\$ 43.75
LABOR - UTILITY	HR	2.5	\$ 17.50	\$ 43.75
LABOR - COMMON	HR	2.5	\$ 15.00	\$ 37.50
				\$ -
			Sub-Total:	\$ 283.75
			55% Labor Burden:	\$ 156.06
			15% Mark UP:	\$ 42.56
			LABOR TOTAL:	\$ 482.38

**SUBCONTRACTORS**

DESCRIPTION	UNIT	QTY	UNIT PRICE	EXTENDED PRICE
				\$ -
				\$ -
			SUBCONTRACTOR TOTAL:	\$ -

**TOTALS**

			ITEM TOTAL:	\$ 663.76
			ITEM UNIT PRICE:	\$ 663.76





www.equipmentwatch.com

All prices shown in US\$

### Rental Rate Blue Book - Usage Report (Monthly)

March 6, 2018

Name: 372 Drainage Bore COR

Notes: None so far...

#### Adjustments

Note: Values not specified at the fleet level will be taken from individual equipment adjustments.

Rate Effective Date: -

Region: -

Ownership Adjustment: -

Rate Effective Date: -  
Organization: -  
Operating Adjustment: -

#### Rental Rate Blue Book Rates

All prices shown in US\$

ID	Equipment Type	Manufacturer	Model	Year	Serial Number	Configuration/Notes	Rental Rate Blue Book				Revision	Region	Adjustments			Hours	Total Cost	
							Ownership	Operating	Standby	Idling			Age	Ownership	Operating			PHVA Hourly Rate
207	Flatbed Trailer	Full Goodmark Equipment Trailers	Miscellaneous Fixed Equipment Trailers	2013		Number of Axles:2, Deck Length:18'18", Deck Type:Level, Capacity:201	\$7.79	\$7.05	\$5.05	\$7.79	Jan 1, 2018 - Present	Tenac: 85.0%	98.4%	100%	100%	\$14.84	1	\$14.84
2015	Cherry Flatbed Trucks	On-Highway Flatbed Trucks	Miscellaneous On-Highway Flatbed Trucks	2015		Axle Configuration:2, Power Mode:Direct, Horsepower:200, Maximum Gross Vehicle Weight:15000 lbs	\$5.07	\$15.45	\$4.13	\$16.34	Jan 1, 2018 - Present	Tenac: 91.4%	88.2%	100%	100%	\$21.52	1	\$21.52
JR0002	Carrier Mounted Compact Excavators	Deere	SDC	2017		Net Horsepower:88.1 hp, Power Mode:Direct, Bucket Capacity:1.5 cu ft, Operator Protection:ROPS, Operating Weight:4.9 mt	\$15.00	\$11.70	\$9.47	\$19.04	Jan 1, 2018 - Present	100%	102.3%	100%	100%	\$26.73	1	\$26.73

**Total: \$83.89**

These are the most accurate rates for the selected Revision Date(s). However, due to more frequent online updates, these rates may not match Rental Rate Blue Book Print. Visit the Cost Recovery Product Guide on our Help page for more information.

The equipment represented in this report has been exclusively prepared for JR COOK (jcook@aseccx.com)

