

# Pay Estimate

po 161359 bh  
rec 439309 2/28/18

**Covering Period** 01/15/2018 Thru 02/17/2018

**Estimate No.** 01

**Project Name:** FM 359/1093 Westpark Extension  
**Contractor:** Webber, LLC

**Project No:** 0543-02-063, ETC.  
**Contract No:** 0543-02-063, ETC.  
**Job No:** 0543-02-063, ETC.

**CONTRACT TIME IN CALENDAR DAYS**

**Contract Award Date:** 12/12/2017  
**Start Date:** 01/15/2018

Original Contract Time : 420  
Approved Extensions : 0  
Total Contract Time : 420  
Days Charged to Date : 34  
Days Remaining to Date : 386

**Substantial Completion Date:**  
**Percentage By Time:** 8.10%      **By Place** 12.19%

**CONTRACT AMOUNT TO DATE :**

- 1. Original Contract Amount \$20,881,997.72
- 2. Approved Change Orders

No	Date	Approved Extension	Amount

Total Change Orders to Date \$0.00

**TOTAL CONTRACT AMOUNT** \$20,881,997.72

**A. EARNINGS TO DATE**

- 1. Work Completed to Date      12.19%      Complete      \$2,545,077.26
  - 2. Material Stored on Site      \$89,190.39
  - 3. Material Stored in Place      \$0.00
  - 4. Balance-Material Accepted Not in Place      \$89,190.39      @ 100%      \$89,190.39
  - 5. Advance Allowance      \$0.00
- TOTAL EARNINGS TO DATE** \$2,634,267.65

**B. DEDUCTIONS**


- 1. Retainage      0.00 % Of \$2,634,267.65      \$0.00
  - 2. Retainage Release      0.00 % Of \$2,634,267.65      \$0.00
  - 3. Total Retainage      \$0.00
  - 4. Liquidated Damages      0.00      Days @ \$3,000.00      \$0.00
  - 5. Quality Control Retest Cost      \$0.00
  - 6. Penalties and Items in Contract      \$0.00
- TOTAL DEDUCTIONS** \$0.00

**C. AMOUNT DUE THIS PERIOD**


- 1. Total Earnings To Date      \$2,634,267.65
  - 2. Total Deductions      \$0.00
  - 3. Total Payments Due      \$2,634,267.65
  - 4. Less Previous Payments      \$0.00
  - 5. Restoration Adjustment      \$0.00
- TOTAL AMOUNT DUE CONTRACTOR THIS DATE** \$2,634,267.65


The Payment Invoice is not negotiable. The AMOUNT CERTIFIED is payable only to the Contractor named herein. Issuance, payment and acceptance of payment are without prejudice to any rights of the Owner or Contractor under this Contract.

**Approved By:**  Date: 2/26/2018 9:28:01AM

Lead Inspector      Robert Dick  
**Approved By:**  Date: 2/26/2018 2:57:01PM  
Contractor      Matthew Brangan

**Approved By:**  Date: 2/27/2018 8:23:00AM

Resident Engineer      Richard Kronenberger, P.E.  
**Approved By:**  Date: 2/27/2018 8:31:07AM  
Construction Manager      Mike Stone

**Approved By:**  Date: 2/28/2018 3:08:30PM  
County Engineer      Richard Stolleis, P.E.

# Pay Estimate

**Covering Period**    01/15/2018    Thru    02/17/2018

**Estimate No.**    01

**Project Name:**    FM 359/1093 Westpark Extension  
**Contrator:**        Webber, LLC

**Project No:**        0543-02-063, ETC.  
**Contract No:**      0543-02-063, ETC.  
**Job No:**             0543-02-063, ETC.

LINE NO.	ITEM DESCRIPTION	UNIT	CONTRACT OR PROJECT ESTIMATE QUANTITY	TOTAL WORK DONE THIS ESTIMATE QUANTITY	TOTAL WORK DONE PREVIOUS ESTIMATE	TOTAL WORK DONE TO DATE QUANTITY	PERCENT COMPLETE	CONTRACT PRICE	AMOUNT
100 6002	PREPARING ROW	STA	125.00	81.75	0.00	81.75	65.40%	\$10,025.21	\$819,560.92
110 6003	EXCAVATION (SPECIAL)	CY	99,309.00	37,462.30	0.00	37,462.30	37.72%	\$3.35	\$125,498.71
400 6005	CEM STABIL BKFL	CY	12,863.00	73.06	0.00	73.06	0.57%	\$37.20	\$2,717.83
400 6009	CEMENT STAB BACKFILL (INLET OR MH)	CY	1,020.00	8.26	0.00	8.26	0.81%	\$37.20	\$307.27
464 6003	RC PIPE (CL III)(18 IN)	LF	1,464.00	51.00	0.00	51.00	3.48%	\$48.56	\$2,476.56
464 6005	RC PIPE (CL III)(24 IN)	LF	3,137.00	110.00	0.00	110.00	3.51%	\$45.28	\$4,980.80
465 6176	INLET (COMPL)(CURB)(TY C1)	EA	31.00	1.00	0.00	1.00	3.23%	\$5,625.97	\$5,625.97
467 6363	SET (TY II) (18 IN) (RCP) (6: 1) (P)	EA	6.00	2.00	0.00	2.00	33.33%	\$736.29	\$1,472.58
467 6388	SET (TY II) (24 IN) (RCP) (3: 1) (C)	EA	1.00	1.00	0.00	1.00	100.00%	\$755.01	\$755.01
467 6390	SET (TY II) (24 IN) (RCP) (4: 1) (C)	EA	9.00	2.00	0.00	2.00	22.22%	\$899.14	\$1,798.28
496 6043	REMOV STR (SMALL FENCE)	LF	12,129.00	10,127.00	0.00	10,127.00	83.49%	\$5.00	\$50,635.00
500 6001	MOBILIZATION	LS	1.00	0.75	0.00	0.75	75.00%	\$2,000,000.00	\$1,500,000.00
502 6001	BARRICADES, SIGNS AND TRAFFIC HANDLING	MO	14.00	1.00	0.00	1.00	7.14%	\$13,252.58	\$13,252.58
506 6020	CONSTRUCTION EXITS (INSTALL) (TY 1)	SY	1,014.00	181.17	0.00	181.17	17.87%	\$35.36	\$6,406.17
506 6038	TEMP SEDMT CONT FENCE (INSTALL)	LF	13,153.00	5,269.00	0.00	5,269.00	40.06%	\$1.82	\$9,589.58
	Material on Hand 100%			89,190.39				\$1.00	\$89,190.39