

# Investment Report

## Ft. Bend County

### 07/01/17 - 07/31/17

This report summarizes the investment position of Ft. Bend County for the period 07/01/17 to 07/31/17.

	06/30/17	07/31/17
Book Value	371,392,440.66	445,969,515.35
Market Value	371,189,361.02	445,793,718.31
Par Value	371,389,166.02	445,966,593.31
Change in Market Value		26,930.00
Weighted Average Maturity (in Days)	42	32
Weighted Average Yield-to-Maturity of Portfolio	1.1707%	1.2532%
Yield-to-Maturity of	0.0000%	0.0000%
Accrued Interest		27,155.00

This report is presented in accordance with the Texas Government Code Title 10 Section 2256.023. The below signed hereby certify that, to the best of their knowledge on the date this report was created, Ft. Bend County is in compliance with the provisions of Government Code 2256 and with the stated policies and strategies of Ft. Bend County.

*Tamela Guldbak*

Director of Finance & Investments

Date

11-7-17

*[Signature]*

County Treasurer

Date

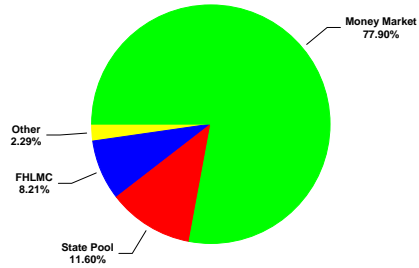
11/7/2017

# Investment Report

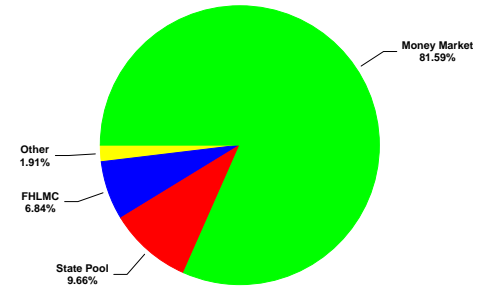
## Ft. Bend County

07/01/17 - 07/31/17

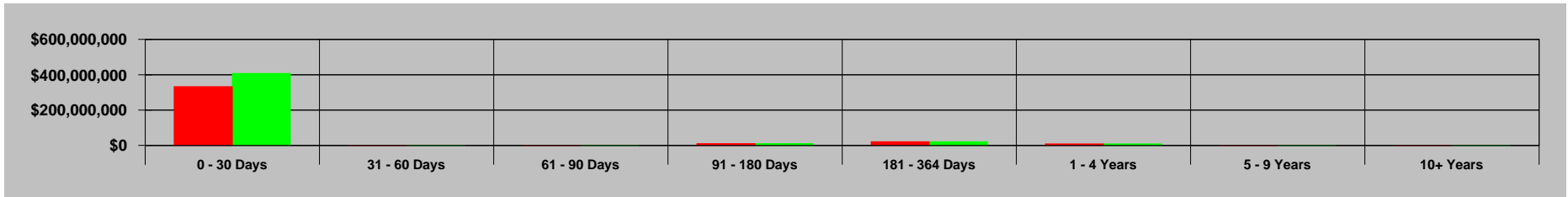
**Portfolio Composition - 06/30/17**



**Portfolio Composition - 07/31/17**

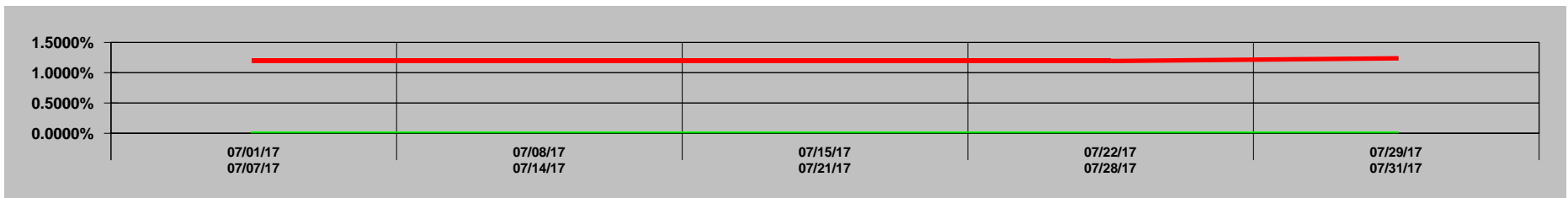


**Maturity Aging - 06/30/17 vs 07/31/17**



■ Previous Period ■ Current Period

**Portfolio Performance - 07/01/17 to 07/31/17**



■ Portfolio ■ Series2

**GASB 31 Compliance**  
**Ft. Bend County**  
**Effective Interest - Actual Life**  
**Receipts in Period**  
**07/01/17 - 07/31/17**

CUSIP	Invest Number	Security Description	Purchase Date	Sale Date	Valuation Method	Yield Earned	Price Source 07/01/17	Beginning Unit Price	Par Value On 07/01/17	Reported Value 07/01/17	Purchase Cost	Sales Proceeds	Ending Unit Price	Par Value On 07/31/17	Price Source 07/31/17	Reported Value 07/31/17	Change in Fair Value	Interest	Net Investment Income
3137BARA3	16-0001	FHLMC 0.75 04/09/18	06/29/16	Open	Fair Value	1.3011	FTI	0.996250	6,000,000.00	5,977,500.00	0.00	0.00	0.996710	6,000,000.00	FTI	5,980,260.00	2,760.00	3,750.00	6,510.00
3134GSH42	16-0002	FHLMC 0.70 12/29/17	06/30/16	Open	Fair Value	1.2280	FTI	0.997500	10,000,000.00	9,975,000.00	0.00	0.00	0.997940	10,000,000.00	FTI	9,979,400.00	4,400.00	5,833.33	10,233.33
3134GSG76	16-0003	FHLMC 0.80 06/29/18	06/30/16	Open	Fair Value	1.7960	FTI	0.994690	14,500,000.00	14,423,005.00	0.00	0.00	0.995520	14,500,000.00	FTI	14,435,040.00	12,035.00	9,666.67	21,701.67
3133BGJX4	16-0004	FFCB 1.08 07/05/19	07/05/16	Open	Fair Value	2.1368	FTI	0.991140	8,500,000.00	8,424,690.00	0.00	0.00	0.992050	8,500,000.00	FTI	8,432,425.00	7,735.00	7,905.00	15,640.00
Prosperity-Money Market Accts.	AR-0009	Money Market	11/30/03	Open	Fair Value	1.2464	Manual	1.000000	289,314,337.25	289,314,337.25	0.00	-74,533,204.88	1.000000	363,847,542.13	Manual	363,847,542.13	0.00	308,797.95	308,797.95
MB02-MBIA General	AR-0015	State Pool	11/01/08	Open	Fair Value	1.1805	Manual	1.000000	7,511,894.31	7,511,894.31	0.00	-7,531.60	1.000000	7,519,425.91	Manual	7,519,425.91	0.00	7,531.60	7,531.60
MB03-MBIA Road & Bridge	AR-0016	State Pool	11/01/08	Open	Fair Value	1.1807	Manual	1.000000	50,828.07	50,828.07	0.00	-50.97	1.000000	50,879.04	Manual	50,879.04	0.00	50.97	50.97
MB04-MBIA Drainage	AR-0017	State Pool	11/01/08	Open	Fair Value	1.1805	Manual	1.000000	729,173.17	729,173.17	0.00	-731.09	1.000000	729,904.26	Manual	729,904.26	0.00	731.09	731.09
MB06-MBIA Toll Rd. Operations	AR-0019	State Pool	11/01/08	Open	Fair Value	1.1805	Manual	1.000000	8,358,105.33	8,358,105.33	0.00	-8,380.05	1.000000	8,366,485.38	Manual	8,366,485.38	0.00	8,380.05	8,380.05
TT00-TX TERM General	AR-0022	State Pool	11/01/08	Open	Fair Value	0.9601	Manual	1.000000	1,017.82	1,017.82	0.00	-0.83	1.000000	1,018.65	Manual	1,018.65	0.00	0.83	0.83
TT02-TX TERM Toll Rd. Operation	AR-0024	State Pool	11/01/08	Open	Fair Value	0.9612	Manual	1.000000	1,016.66	1,016.66	0.00	-0.83	1.000000	1,017.49	Manual	1,017.49	0.00	0.83	0.83
TT04-TX TERM Road & Bridge	AR-0026	State Pool	11/01/08	Open	Fair Value	0.9630	Manual	1.000000	1,014.81	1,014.81	0.00	-0.83	1.000000	1,015.64	Manual	1,015.64	0.00	0.83	0.83
TT05-TX TERM Drainage	AR-0027	State Pool	11/01/08	Open	Fair Value	0.9442	Manual	1.000000	336.67	336.67	0.00	-0.27	1.000000	336.94	Manual	336.94	0.00	0.27	0.27
LOG1-Logic- General	AR-0028	State Pool	11/10/08	Open	Fair Value	1.2406	Manual	1.000000	20,281,295.49	20,281,295.49	0.00	-21,369.65	1.000000	20,302,665.14	Manual	20,302,665.14	0.00	21,369.65	21,369.65
LOG2-Logic-Toll Rd.Operations	AR-0029	State Pool	11/10/08	Open	Fair Value	1.2492	Manual	1.000000	1,027.32	1,027.32	0.00	-1.09	1.000000	1,028.41	Manual	1,028.41	0.00	1.09	1.09
LOG5-Logic-Drainage	AR-0032	State Pool	11/10/08	Open	Fair Value	1.1878	Manual	1.000000	1,020.93	1,020.93	0.00	-1.03	1.000000	1,021.96	Manual	1,021.96	0.00	1.03	1.03
LOG8-Logic-Road & Bridge	AR-0035	State Pool	11/10/08	Open	Fair Value	1.1874	Manual	1.000000	1,021.35	1,021.35	0.00	-1.03	1.000000	1,022.38	Manual	1,022.38	0.00	1.03	1.03
MB12-MBIA ESD 100 AGREEMENT	AR-0041	State Pool	08/31/16	Open	Fair Value	1.1805	Manual	1.000000	930,479.51	930,479.51	0.00	-932.92	1.000000	931,412.43	Manual	931,412.43	0.00	932.92	932.92
MB13-MBIA ASSISTANCE DIST #1	AR-0042	State Pool	08/31/16	Open	Fair Value	1.1804	Manual	1.000000	85,991.55	85,991.55	0.00	-86.21	1.000000	86,077.76	Manual	86,077.76	0.00	86.21	86.21
MB14-MBIA GR PARKWAY OPERATIONS	AR-0043	State Pool	08/31/16	Open	Fair Value	1.1805	Manual	1.000000	4,560,081.56	4,560,081.56	0.00	-4,572.03	1.000000	4,564,653.59	Manual	4,564,653.59	0.00	4,572.03	4,572.03
MB15-FACILITIES BONDS 2016	AR-0044	State Pool	08/31/16	Open	Fair Value	1.1805	Manual	1.000000	223,870.12	223,870.12	0.00	-224.46	1.000000	224,094.58	Manual	224,094.58	0.00	224.46	224.46
MB16-MOBILITY BONDS 2016	AR-0045	State Pool	08/31/16	Open	Fair Value	1.1805	Manual	1.000000	186,578.95	186,578.95	0.00	-187.07	1.000000	186,766.02	Manual	186,766.02	0.00	187.07	187.07
MB17 - SR LIEN BOND 2016	AR-0046	State Pool	12/09/16	Open	Fair Value	1.1803	Manual	1.000000	150,075.15	150,075.15	0.00	-150.45	1.000000	150,225.60	Manual	150,225.60	0.00	150.45	150.45
<b>Investment Total</b>						<b>1.2839</b>		<b>0.999462</b>	<b>371,389,166.02</b>	<b>371,189,361.02</b>	<b>0.00</b>	<b>-74,577,427.29</b>	<b>0.999612</b>	<b>445,966,593.31</b>		<b>445,793,718.31</b>	<b>26,930.00</b>	<b>380,175.36</b>	<b>407,105.36</b>

# Portfolio Position

## Ft. Bend County

### Effective Interest - Actual Life

#### Receipts in Period

#### 07/01/17 - 07/31/17

CUSIP	Invest Number	Security Description	Purchase Date	Call Date	Par Value On 07/01/17	Par Value On 07/31/17	Market Val On 07/01/17	Market Val On 07/31/17	Purchase Cost	Sales Proceeds	Original Princ/Cost	Amor Value On 07/01/17	Amor Value On 07/31/17
130 - Assistance Dist #1													
State Pool													
MB13-MBIA ASSISTANCE DIST #1	AR-0042	State Pool	08/31/16	Open	85,991.55	86,077.76	85,991.55	86,077.76	0.00	0.00	10,000,000.00	85,991.55	86,077.76
State Pool Total					85,991.55	86,077.76	85,991.55	86,077.76	0.00	0.00	10,000,000.00	85,991.55	86,077.76
130 - Assistance Dist #1 Total					85,991.55	86,077.76	85,991.55	86,077.76	0.00	0.00	10,000,000.00	85,991.55	86,077.76
145 - ESD 100 Agreement													
State Pool													
MB12-MBIA ESD 100 AGREEMENT	AR-0041	State Pool	08/31/16	Open	930,479.51	931,412.43	930,479.51	931,412.43	0.00	0.00	3,900,000.00	930,479.51	931,412.43
State Pool Total					930,479.51	931,412.43	930,479.51	931,412.43	0.00	0.00	3,900,000.00	930,479.51	931,412.43
145 - ESD 100 Agreement Total					930,479.51	931,412.43	930,479.51	931,412.43	0.00	0.00	3,900,000.00	930,479.51	931,412.43
810 - FBC Toll Road Operations													
State Pool													
TT02-TX TERM Toll Rd. Operation	AR-0024	State Pool	11/01/08	Open	0.00	0.00	0.00	0.00	0.00	0.00	0.00	0.00	0.00
State Pool Total					0.00	0.00	0.00	0.00	0.00	0.00	0.00	0.00	0.00
810 - FBC Toll Road Operations Total					0.00	0.00	0.00	0.00	0.00	0.00	0.00	0.00	0.00
742 - Facilities Bond Projects 2016													
State Pool													
MB15-FACILITIES BONDS 2016	AR-0044	State Pool	08/31/16	Open	223,870.12	224,094.58	223,870.12	224,094.58	0.00	0.00	30,000,000.00	223,870.12	224,094.58
State Pool Total					223,870.12	224,094.58	223,870.12	224,094.58	0.00	0.00	30,000,000.00	223,870.12	224,094.58
742 - Facilities Bond Projects 2016 Total					223,870.12	224,094.58	223,870.12	224,094.58	0.00	0.00	30,000,000.00	223,870.12	224,094.58
815 - Grand Parkway Operations													
State Pool													
MB14-MBIA GR PARKWAY OPERATIONS	AR-0043	State Pool	08/31/16	Open	4,560,081.56	4,564,653.59	4,560,081.56	4,564,653.59	0.00	0.00	8,500,000.00	4,560,081.56	4,564,653.59
State Pool Total					4,560,081.56	4,564,653.59	4,560,081.56	4,564,653.59	0.00	0.00	8,500,000.00	4,560,081.56	4,564,653.59
815 - Grand Parkway Operations Total					4,560,081.56	4,564,653.59	4,560,081.56	4,564,653.59	0.00	0.00	8,500,000.00	4,560,081.56	4,564,653.59
LOG5 - LOGIC DRAINAGE													
State Pool													
LOG5-Logic-Drainage	AR-0032	State Pool	11/10/08	Open	1,020.93	1,021.96	1,020.93	1,021.96	0.00	0.00	500,000.00	1,020.93	1,021.96
State Pool Total					1,020.93	1,021.96	1,020.93	1,021.96	0.00	0.00	500,000.00	1,020.93	1,021.96
LOG5 - LOGIC DRAINAGE Total					1,020.93	1,021.96	1,020.93	1,021.96	0.00	0.00	500,000.00	1,020.93	1,021.96
LOG1 - LOGIC GENERAL													
State Pool													
LOG1-Logic- General	AR-0028	State Pool	11/10/08	Open	20,281,295.49	20,302,665.14	20,281,295.49	20,302,665.14	0.00	0.00	10,000,000.00	20,281,295.49	20,302,665.14
State Pool Total					20,281,295.49	20,302,665.14	20,281,295.49	20,302,665.14	0.00	0.00	10,000,000.00	20,281,295.49	20,302,665.14
LOG1 - LOGIC GENERAL Total					20,281,295.49	20,302,665.14	20,281,295.49	20,302,665.14	0.00	0.00	10,000,000.00	20,281,295.49	20,302,665.14
LOG8 - LOGIC ROAD & BRIDGE													
State Pool													
LOG8-Logic-Road & Bridge	AR-0035	State Pool	11/10/08	Open	1,021.35	1,022.38	1,021.35	1,022.38	0.00	0.00	1,000,000.00	1,021.35	1,022.38
State Pool Total					1,021.35	1,022.38	1,021.35	1,022.38	0.00	0.00	1,000,000.00	1,021.35	1,022.38
LOG8 - LOGIC ROAD & BRIDGE Total					1,021.35	1,022.38	1,021.35	1,022.38	0.00	0.00	1,000,000.00	1,021.35	1,022.38
LOG2 - LOGIC TOLL OPERATIONS													
State Pool													
LOG2-Logic-Toll Rd.Operations	AR-0029	State Pool	11/10/08	Open	1,027.32	1,028.41	1,027.32	1,028.41	0.00	0.00	2,000,000.00	1,027.32	1,028.41
State Pool Total					1,027.32	1,028.41	1,027.32	1,028.41	0.00	0.00	2,000,000.00	1,027.32	1,028.41
LOG2 - LOGIC TOLL OPERATIONS Total					1,027.32	1,028.41	1,027.32	1,028.41	0.00	0.00	2,000,000.00	1,027.32	1,028.41
MB04 - MBIA DRAINAGE													
State Pool													

**Portfolio Position**  
**Ft. Bend County**  
**Effective Interest - Actual Life**  
**Receipts in Period**  
**07/01/17 - 07/31/17**

5

CUSIP	Invest Number	Security Description	Purchase Date	Call Date	Par Value On 07/01/17	Par Value On 07/31/17	Market Val On 07/01/17	Market Val On 07/31/17	Purchase Cost	Sales Proceeds	Original Princ/Cost	Amor Value On 07/01/17	Amor Value On 07/31/17
MB04-MBIA Drainage	AR-0017	State Pool	11/01/08	Open	729,173.17	729,904.26	729,173.17	729,904.26	0.00	0.00	1,267,218.21	729,173.17	729,904.26
State Pool Total					729,173.17	729,904.26	729,173.17	729,904.26	0.00	0.00	1,267,218.21	729,173.17	729,904.26
<b>MB04 - MBIA DRAINAGE Total</b>					<u>729,173.17</u>	<u>729,904.26</u>	<u>729,173.17</u>	<u>729,904.26</u>	<u>0.00</u>	<u>0.00</u>	<u>1,267,218.21</u>	<u>729,173.17</u>	<u>729,904.26</u>
<b>MB02 - MBIA GENERAL</b>													
State Pool													
MB02-MBIA General	AR-0015	State Pool	11/01/08	Open	7,511,894.31	7,519,425.91	7,511,894.31	7,519,425.91	0.00	0.00	17,374,917.83	7,511,894.31	7,519,425.91
State Pool Total					7,511,894.31	7,519,425.91	7,511,894.31	7,519,425.91	0.00	0.00	17,374,917.83	7,511,894.31	7,519,425.91
<b>MB02 - MBIA GENERAL Total</b>					<u>7,511,894.31</u>	<u>7,519,425.91</u>	<u>7,511,894.31</u>	<u>7,519,425.91</u>	<u>0.00</u>	<u>0.00</u>	<u>17,374,917.83</u>	<u>7,511,894.31</u>	<u>7,519,425.91</u>
<b>MB03 - MBIA ROAD &amp; BRIDGE</b>													
State Pool													
MB03-MBIA Road & Bridge	AR-0016	State Pool	11/01/08	Open	50,828.07	50,879.04	50,828.07	50,879.04	0.00	0.00	2,856,438.24	50,828.07	50,879.04
State Pool Total					50,828.07	50,879.04	50,828.07	50,879.04	0.00	0.00	2,856,438.24	50,828.07	50,879.04
<b>MB03 - MBIA ROAD &amp; BRIDGE Total</b>					<u>50,828.07</u>	<u>50,879.04</u>	<u>50,828.07</u>	<u>50,879.04</u>	<u>0.00</u>	<u>0.00</u>	<u>2,856,438.24</u>	<u>50,828.07</u>	<u>50,879.04</u>
<b>MB06 - MBIA TOLL RD OPERATIONS</b>													
State Pool													
MB06-MBIA Toll Rd. Operations	AR-0019	State Pool	11/01/08	Open	8,358,105.33	8,366,485.38	8,358,105.33	8,366,485.38	0.00	0.00	3,143,377.27	8,358,105.33	8,366,485.38
State Pool Total					8,358,105.33	8,366,485.38	8,358,105.33	8,366,485.38	0.00	0.00	3,143,377.27	8,358,105.33	8,366,485.38
<b>MB06 - MBIA TOLL RD OPERATIONS Total</b>					<u>8,358,105.33</u>	<u>8,366,485.38</u>	<u>8,358,105.33</u>	<u>8,366,485.38</u>	<u>0.00</u>	<u>0.00</u>	<u>3,143,377.27</u>	<u>8,358,105.33</u>	<u>8,366,485.38</u>
<b>744 - Mobility Project Bonds 2016</b>													
State Pool													
MB16-MOBILITY BONDS 2016	AR-0045	State Pool	08/31/16	Open	186,578.95	186,766.02	186,578.95	186,766.02	0.00	0.00	30,000,000.00	186,578.95	186,766.02
State Pool Total					186,578.95	186,766.02	186,578.95	186,766.02	0.00	0.00	30,000,000.00	186,578.95	186,766.02
<b>744 - Mobility Project Bonds 2016 Total</b>					<u>186,578.95</u>	<u>186,766.02</u>	<u>186,578.95</u>	<u>186,766.02</u>	<u>0.00</u>	<u>0.00</u>	<u>30,000,000.00</u>	<u>186,578.95</u>	<u>186,766.02</u>
<b>PROS - Prosperity Money Mkt. Accts.</b>													
Money Market													
Prosperity-Money Market Accts.	AR-0009	Money Market	11/30/03	Open	289,314,337.25	363,847,542.13	289,314,337.25	363,847,542.13	0.00	0.00	12,505,577.66	289,314,337.25	363,847,542.13
Money Market Total					289,314,337.25	363,847,542.13	289,314,337.25	363,847,542.13	0.00	0.00	12,505,577.66	289,314,337.25	363,847,542.13
<b>PROS - Prosperity Money Mkt. Accts. Total</b>					<u>289,314,337.25</u>	<u>363,847,542.13</u>	<u>289,314,337.25</u>	<u>363,847,542.13</u>	<u>0.00</u>	<u>0.00</u>	<u>12,505,577.66</u>	<u>289,314,337.25</u>	<u>363,847,542.13</u>
<b>802 - Sr Lien 2016</b>													
State Pool													
MB17 - SR LIEN BOND 2016	AR-0046	State Pool	12/09/16	Open	150,075.15	150,225.60	150,075.15	150,225.60	0.00	0.00	35,000,000.00	150,075.15	150,225.60
State Pool Total					150,075.15	150,225.60	150,075.15	150,225.60	0.00	0.00	35,000,000.00	150,075.15	150,225.60
<b>802 - Sr Lien 2016 Total</b>					<u>150,075.15</u>	<u>150,225.60</u>	<u>150,075.15</u>	<u>150,225.60</u>	<u>0.00</u>	<u>0.00</u>	<u>35,000,000.00</u>	<u>150,075.15</u>	<u>150,225.60</u>
<b>TT05 - TEXAS TERM DRAINAGE</b>													
State Pool													
TT05-TX TERM Drainage	AR-0027	State Pool	11/01/08	Open	336.67	336.94	336.67	336.94	0.00	0.00	109,774.61	336.67	336.94
State Pool Total					336.67	336.94	336.67	336.94	0.00	0.00	109,774.61	336.67	336.94
<b>TT05 - TEXAS TERM DRAINAGE Total</b>					<u>336.67</u>	<u>336.94</u>	<u>336.67</u>	<u>336.94</u>	<u>0.00</u>	<u>0.00</u>	<u>109,774.61</u>	<u>336.67</u>	<u>336.94</u>
<b>TT00 - TEXAS TERM GENERAL</b>													
State Pool													
TT00-TX TERM General	AR-0022	State Pool	11/01/08	Open	1,017.82	1,018.65	1,017.82	1,018.65	0.00	0.00	10,006,437.87	1,017.82	1,018.65
State Pool Total					1,017.82	1,018.65	1,017.82	1,018.65	0.00	0.00	10,006,437.87	1,017.82	1,018.65
<b>TT00 - TEXAS TERM GENERAL Total</b>					<u>1,017.82</u>	<u>1,018.65</u>	<u>1,017.82</u>	<u>1,018.65</u>	<u>0.00</u>	<u>0.00</u>	<u>10,006,437.87</u>	<u>1,017.82</u>	<u>1,018.65</u>
<b>TT04 - TEXAS TERM ROAD &amp; BRIDGE</b>													
State Pool													
TT04-TX TERM Road & Bridge	AR-0026	State Pool	11/01/08	Open	1,014.81	1,015.64	1,014.81	1,015.64	0.00	0.00	10,463.28	1,014.81	1,015.64
State Pool Total					1,014.81	1,015.64	1,014.81	1,015.64	0.00	0.00	10,463.28	1,014.81	1,015.64

**Portfolio Position**  
**Ft. Bend County**  
**Effective Interest - Actual Life**  
**Receipts in Period**  
**07/01/17 - 07/31/17**

CUSIP	Invest Number	Security Description	Purchase Date	Call Date	Par Value On 07/01/17	Par Value On 07/31/17	Market Val On 07/01/17	Market Val On 07/31/17	Purchase Cost	Sales Proceeds	Original Princ/Cost	Amor Value On 07/01/17	Amor Value On 07/31/17
<b>TT04 - TEXAS TERM ROAD &amp; BRIDGE Total</b>					<u>1,014.81</u>	<u>1,015.64</u>	<u>1,014.81</u>	<u>1,015.64</u>	<u>0.00</u>	<u>0.00</u>	<u>10,463.28</u>	<u>1,014.81</u>	<u>1,015.64</u>
<b>TT02 - TEXAS TERM TOLL OPERATIONS</b>													
State Pool													
TT02-TX TERM Toll Rd. Operation	AR-0024	State Pool	11/01/08	Open	1,016.66	1,017.49	1,016.66	1,017.49	0.00	0.00	0.00	1,016.66	1,017.49
<b>State Pool Total</b>					<u>1,016.66</u>	<u>1,017.49</u>	<u>1,016.66</u>	<u>1,017.49</u>	<u>0.00</u>	<u>0.00</u>	<u>0.00</u>	<u>1,016.66</u>	<u>1,017.49</u>
<b>TT02 - TEXAS TERM TOLL OPERATIONS Total</b>					<u>1,016.66</u>	<u>1,017.49</u>	<u>1,016.66</u>	<u>1,017.49</u>	<u>0.00</u>	<u>0.00</u>	<u>0.00</u>	<u>1,016.66</u>	<u>1,017.49</u>
<b>09 - Temporary Holding</b>													
FFCB													
3133EGYX4	16-0004	FFCB 1.08 07/05/19	07/05/16	Open	8,500,000.00	8,500,000.00	8,424,690.00	8,432,425.00	0.00	0.00	8,500,000.00	8,500,000.00	8,500,000.00
<b>FFCB Total</b>					<u>8,500,000.00</u>	<u>8,500,000.00</u>	<u>8,424,690.00</u>	<u>8,432,425.00</u>	<u>0.00</u>	<u>0.00</u>	<u>8,500,000.00</u>	<u>8,500,000.00</u>	<u>8,500,000.00</u>
FHLMC													
3134G9G76	16-0003	FHLMC 0.80 06/29/18	06/30/16	Open	14,500,000.00	14,500,000.00	14,423,005.00	14,435,040.00	0.00	0.00	14,500,000.00	14,500,000.00	14,500,000.00
3134G9H42	16-0002	FHLMC 0.70 12/29/17	06/30/16	Open	10,000,000.00	10,000,000.00	9,975,000.00	9,979,400.00	0.00	0.00	10,000,000.00	10,000,000.00	10,000,000.00
3137EABA3	16-0001	FHLMC 0.75 04/09/18	06/29/16	Open	6,000,000.00	6,000,000.00	5,977,500.00	5,980,260.00	0.00	0.00	6,007,505.28	6,003,274.64	6,002,922.04
<b>FHLMC Total</b>					<u>30,500,000.00</u>	<u>30,500,000.00</u>	<u>30,375,505.00</u>	<u>30,394,700.00</u>	<u>0.00</u>	<u>0.00</u>	<u>30,507,505.28</u>	<u>30,503,274.64</u>	<u>30,502,922.04</u>
Money Market													
Prosperity-Money Market Accts.	AR-0009	Money Market	11/30/03	Open	0.00	0.00	0.00	0.00	0.00	0.00	0.00	0.00	0.00
<b>Money Market Total</b>					<u>0.00</u>	<u>0.00</u>	<u>0.00</u>	<u>0.00</u>	<u>0.00</u>	<u>0.00</u>	<u>0.00</u>	<u>0.00</u>	<u>0.00</u>
<b>09 - Temporary Holding Total</b>					<u>39,000,000.00</u>	<u>39,000,000.00</u>	<u>38,800,195.00</u>	<u>38,827,125.00</u>	<u>0.00</u>	<u>0.00</u>	<u>39,007,505.28</u>	<u>39,003,274.64</u>	<u>39,002,922.04</u>
<b>Combined Port</b>													
FFCB													
3133EGYX4	16-0004	FFCB 1.08 07/05/19	07/05/16	Open	8,500,000.00	8,500,000.00	8,424,690.00	8,432,425.00	0.00	0.00	8,500,000.00	8,500,000.00	8,500,000.00
<b>FFCB Total</b>					<u>8,500,000.00</u>	<u>8,500,000.00</u>	<u>8,424,690.00</u>	<u>8,432,425.00</u>	<u>0.00</u>	<u>0.00</u>	<u>8,500,000.00</u>	<u>8,500,000.00</u>	<u>8,500,000.00</u>
FHLMC													
3134G9G76	16-0003	FHLMC 0.80 06/29/18	06/30/16	Open	14,500,000.00	14,500,000.00	14,423,005.00	14,435,040.00	0.00	0.00	14,500,000.00	14,500,000.00	14,500,000.00
3134G9H42	16-0002	FHLMC 0.70 12/29/17	06/30/16	Open	10,000,000.00	10,000,000.00	9,975,000.00	9,979,400.00	0.00	0.00	10,000,000.00	10,000,000.00	10,000,000.00
3137EABA3	16-0001	FHLMC 0.75 04/09/18	06/29/16	Open	6,000,000.00	6,000,000.00	5,977,500.00	5,980,260.00	0.00	0.00	6,007,505.28	6,003,274.64	6,002,922.04
<b>FHLMC Total</b>					<u>30,500,000.00</u>	<u>30,500,000.00</u>	<u>30,375,505.00</u>	<u>30,394,700.00</u>	<u>0.00</u>	<u>0.00</u>	<u>30,507,505.28</u>	<u>30,503,274.64</u>	<u>30,502,922.04</u>
Money Market													
Prosperity-Money Market Accts.	AR-0009	Money Market	11/30/03	Open	289,314,337.25	363,847,542.13	289,314,337.25	363,847,542.13	0.00	0.00	12,505,577.66	289,314,337.25	363,847,542.13
<b>Money Market Total</b>					<u>289,314,337.25</u>	<u>363,847,542.13</u>	<u>289,314,337.25</u>	<u>363,847,542.13</u>	<u>0.00</u>	<u>0.00</u>	<u>12,505,577.66</u>	<u>289,314,337.25</u>	<u>363,847,542.13</u>
State Pool													
LOG1-Logic- General	AR-0028	State Pool	11/10/08	Open	20,281,295.49	20,302,665.14	20,281,295.49	20,302,665.14	0.00	0.00	10,000,000.00	20,281,295.49	20,302,665.14
LOG2-Logic-Toll Rd.Operations	AR-0029	State Pool	11/10/08	Open	1,027.32	1,028.41	1,027.32	1,028.41	0.00	0.00	2,000,000.00	1,027.32	1,028.41
LOG5-Logic-Drainage	AR-0032	State Pool	11/10/08	Open	1,020.93	1,021.96	1,020.93	1,021.96	0.00	0.00	500,000.00	1,020.93	1,021.96
LOG8-Logic-Road & Bridge	AR-0035	State Pool	11/10/08	Open	1,021.35	1,022.38	1,021.35	1,022.38	0.00	0.00	1,000,000.00	1,021.35	1,022.38
MB02-MBIA General	AR-0015	State Pool	11/01/08	Open	7,511,894.31	7,519,425.91	7,511,894.31	7,519,425.91	0.00	0.00	17,374,917.83	7,511,894.31	7,519,425.91
MB03-MBIA Road & Bridge	AR-0016	State Pool	11/01/08	Open	50,828.07	50,879.04	50,828.07	50,879.04	0.00	0.00	2,856,438.24	50,828.07	50,879.04
MB04-MBIA Drainage	AR-0017	State Pool	11/01/08	Open	729,173.17	729,904.26	729,173.17	729,904.26	0.00	0.00	1,267,218.21	729,173.17	729,904.26
MB06-MBIA Toll Rd. Operations	AR-0019	State Pool	11/01/08	Open	8,358,105.33	8,366,485.38	8,358,105.33	8,366,485.38	0.00	0.00	3,143,377.27	8,358,105.33	8,366,485.38
MB12-MBIA ESD 100 AGREEMENT	AR-0041	State Pool	08/31/16	Open	930,479.51	931,412.43	930,479.51	931,412.43	0.00	0.00	3,900,000.00	930,479.51	931,412.43
MB13-MBIA ASSISTANCE DIST #1	AR-0042	State Pool	08/31/16	Open	85,991.55	86,077.76	85,991.55	86,077.76	0.00	0.00	10,000,000.00	85,991.55	86,077.76
MB14-MBIA GR PARKWAY OPERATIONS	AR-0043	State Pool	08/31/16	Open	4,560,081.56	4,564,653.59	4,560,081.56	4,564,653.59	0.00	0.00	8,500,000.00	4,560,081.56	4,564,653.59
MB15-FACILITIES BONDS 2016	AR-0044	State Pool	08/31/16	Open	223,870.12	224,094.58	223,870.12	224,094.58	0.00	0.00	30,000,000.00	223,870.12	224,094.58
MB16-MOBILITY BONDS 2016	AR-0045	State Pool	08/31/16	Open	186,578.95	186,766.02	186,578.95	186,766.02	0.00	0.00	30,000,000.00	186,578.95	186,766.02
MB17 - SR LIEN BOND 2016	AR-0046	State Pool	12/09/16	Open	150,075.15	150,225.60	150,075.15	150,225.60	0.00	0.00	35,000,000.00	150,075.15	150,225.60
TT00-TX TERM General	AR-0022	State Pool	11/01/08	Open	1,017.82	1,018.65	1,017.82	1,018.65	0.00	0.00	10,006,437.87	1,017.82	1,018.65

**Portfolio Position**  
**Ft. Bend County**  
 Effective Interest - Actual Life  
 Receipts in Period  
 07/01/17 - 07/31/17

7

CUSIP	Invest Number	Security Description	Purchase Date	Call Date	Par Value On 07/01/17	Par Value On 07/31/17	Market Val On 07/01/17	Market Val On 07/31/17	Purchase Cost	Sales Proceeds	Original Princ/Cost	Amor Value On 07/01/17	Amor Value On 07/31/17
TT02-TX TERM Toll Rd. Operation	AR-0024	State Pool	11/01/08	Open	1,016.66	1,017.49	1,016.66	1,017.49	0.00	0.00	0.00	1,016.66	1,017.49
TT04-TX TERM Road & Bridge	AR-0026	State Pool	11/01/08	Open	1,014.81	1,015.64	1,014.81	1,015.64	0.00	0.00	10,463.28	1,014.81	1,015.64
TT05-TX TERM Drainage	AR-0027	State Pool	11/01/08	Open	336.67	336.94	336.67	336.94	0.00	0.00	109,774.61	336.67	336.94
<b>State Pool Total</b>					<u>43,074,828.77</u>	<u>43,119,051.18</u>	<u>43,074,828.77</u>	<u>43,119,051.18</u>	<u>0.00</u>	<u>0.00</u>	<u>165,668,627.31</u>	<u>43,074,828.77</u>	<u>43,119,051.18</u>
<b>Combined Port Total</b>					<u>371,389,166.02</u>	<u>445,966,593.31</u>	<u>371,189,361.02</u>	<u>445,793,718.31</u>	<u>0.00</u>	<u>0.00</u>	<u>217,181,710.25</u>	<u>371,392,440.66</u>	<u>445,969,515.35</u>

# Earnings and Yields Summary

8

## Ft. Bend County Effective Interest - Actual Life Receipts in Period 07/01/17 - 07/31/17

Security Description	07/01/17 07/07/17	07/08/17 07/14/17	07/15/17 07/21/17	07/22/17 07/28/17	07/29/17 07/31/17	07/01/17 07/31/17
<b>Combined Port</b>						
FFCB	1,785.00	1,785.00	1,785.00	1,785.00	765.00	7,905.00
FHLMC	4,409.40	4,409.39	4,409.39	4,409.39	1,259.83	18,897.40
Money Market	68,972.89	68,972.89	68,972.90	68,972.90	32,906.37	308,797.95
State Pool	<u>9,963.39</u>	<u>9,963.39</u>	<u>9,963.38</u>	<u>9,963.38</u>	<u>4,368.87</u>	<u>44,222.41</u>
<b>Port Total</b>	<b><u>85,130.68</u></b>	<b><u>85,130.67</u></b>	<b><u>85,130.67</u></b>	<b><u>85,130.67</u></b>	<b><u>39,300.07</u></b>	<b><u>379,822.76</u></b>
<b>Combined Port</b>						
FFCB	1.0800	1.0800	1.0800	1.0800	1.0800	1.0800
FHLMC	0.7434	0.7434	0.7434	0.7434	0.7434	0.7434
Money Market	1.2431	1.2431	1.2431	1.2431	1.2748	1.2464
State Pool	<u>1.2061</u>	<u>1.2061</u>	<u>1.2061</u>	<u>1.2061</u>	<u>1.2336</u>	<u>1.2087</u>
<b>Port Total</b>	<b><u>1.1935</u></b>	<b><u>1.1935</u></b>	<b><u>1.1935</u></b>	<b><u>1.1935</u></b>	<b><u>1.2375</u></b>	<b><u>1.1979</u></b>

**Maturity Aging**  
**Ft. Bend County**  
 Effective Interest - Actual Life  
 Receipts in Period  
 07/31/17

9

CUSIP	Invest Number	Security Description	Purchase Date	Days to Maturity	Yield Matur
<b>0 - 30 Days</b>					
LOG1-Logic- General	AR-0028	State Pool	11/10/08	1	1.2400
LOG2-Logic-Toll Rd.Operations	AR-0029	State Pool	11/10/08	1	1.2400
LOG5-Logic-Drainage	AR-0032	State Pool	11/10/08	1	1.2400
LOG8-Logic-Road & Bridge	AR-0035	State Pool	11/10/08	1	1.2400
MB02-MBIA General	AR-0015	State Pool	11/01/08	1	1.1800
MB03-MBIA Road & Bridge	AR-0016	State Pool	11/01/08	1	1.1800
MB04-MBIA Drainage	AR-0017	State Pool	11/01/08	1	1.1800
MB06-MBIA Toll Rd. Operations	AR-0019	State Pool	11/01/08	1	1.1800
MB12-MBIA ESD 100 AGREEMENT	AR-0041	State Pool	08/31/16	1	1.1800
MB13-MBIA ASSISTANCE DIST #1	AR-0042	State Pool	08/31/16	1	1.1800
MB14-MBIA GR PARKWAY OPERATIONS	AR-0043	State Pool	08/31/16	1	1.1800
MB15-FACILITIES BONDS 2016	AR-0044	State Pool	08/31/16	1	1.1800
MB16-MOBILITY BONDS 2016	AR-0045	State Pool	08/31/16	1	1.1800
MB17 - SR LIEN BOND 2016	AR-0046	State Pool	12/09/16	1	1.1800
Prosperity-Money Market Accts.	AR-0009	Money Market	11/30/03	1	1.3060
TT00-TX TERM General	AR-0022	State Pool	11/01/08	1	0.9600
TT02-TX TERM Toll Rd. Operation	AR-0024	State Pool	11/01/08	1	0.9600
TT04-TX TERM Road & Bridge	AR-0026	State Pool	11/01/08	1	0.9600
TT05-TX TERM Drainage	AR-0027	State Pool	11/01/08	1	0.9600
<b>0 - 30 Days Total</b>				<b><u>1</u></b>	<b><u>1.2956</u></b>
<b>91 - 180 Days</b>					
3134G9H42	16-0002	FHLMC 0.70 12/29/17	06/30/16	149	0.7000
<b>91 - 180 Days Total</b>				<b><u>149</u></b>	<b><u>0.7000</u></b>
<b>181 - 364 Days</b>					
3134G9G76	16-0003	FHLMC 0.80 06/29/18	06/30/16	329	0.8000
3137EAEA3	16-0001	FHLMC 0.75 04/09/18	06/29/16	249	0.6790
<b>181 - 364 Days Total</b>				<b><u>306</u></b>	<b><u>0.7646</u></b>
<b>1 - 4 Years</b>					
3133EGJX4	16-0004	FFCB 1.08 07/05/19	07/05/16	704	1.0800
<b>1 - 4 Years Total</b>				<b><u>704</u></b>	<b><u>1.0800</u></b>
<b>Investment Total</b>				<b><u>32</u></b>	<b><u>1.2532</u></b>

**Activity Statement**  
**Ft. Bend County**  
**Effective Interest - Actual Life**  
**Receipts in Period**  
**07/01/17 - 07/31/17**

10

Purchase Date	Sale Date	CUSIP	Invest Number	Security Description	Amor Value On 07/01/17	Changes In Principal	Purchase Cost	Sales Proceeds	Purchased Interest	Int/Div Rec In the Perd	Amor Value On 07/31/17
<b>FFCB</b>											
07/05/16	Open	3133EGJX4	16-0004	FFCB 1.08 07/05/19	8,500,000.00	0.00	0.00	0.00	0.00	0.00	8,500,000.00
<b>FFCB Total</b>					<u>8,500,000.00</u>	<u>0.00</u>	<u>0.00</u>	<u>0.00</u>	<u>0.00</u>	<u>0.00</u>	<u>8,500,000.00</u>
<b>FHLMC</b>											
06/29/16	Open	3137EAEA3	16-0001	FHLMC 0.75 04/09/18	6,003,274.64	0.00	0.00	0.00	0.00	0.00	6,002,922.04
06/30/16	Open	3134G9H42	16-0002	FHLMC 0.70 12/29/17	10,000,000.00	0.00	0.00	0.00	0.00	0.00	10,000,000.00
06/30/16	Open	3134G9G76	16-0003	FHLMC 0.80 06/29/18	14,500,000.00	0.00	0.00	0.00	0.00	0.00	14,500,000.00
<b>FHLMC Total</b>					<u>30,503,274.64</u>	<u>0.00</u>	<u>0.00</u>	<u>0.00</u>	<u>0.00</u>	<u>0.00</u>	<u>30,502,922.04</u>
<b>Money Market</b>											
11/30/03	Open	Prosperity-Money Market Accts.	AR-0009	Money Market	289,314,337.25	74,533,204.88	0.00	0.00	0.00	308,797.95	363,847,542.13
<b>Money Market Total</b>					<u>289,314,337.25</u>	<u>74,533,204.88</u>	<u>0.00</u>	<u>0.00</u>	<u>0.00</u>	<u>308,797.95</u>	<u>363,847,542.13</u>
<b>State Pool</b>											
11/01/08	Open	MB02-MBIA General	AR-0015	State Pool	7,511,894.31	7,531.60	0.00	0.00	0.00	7,531.60	7,519,425.91
11/01/08	Open	MB03-MBIA Road & Bridge	AR-0016	State Pool	50,828.07	50.97	0.00	0.00	0.00	50.97	50,879.04
11/01/08	Open	MB04-MBIA Drainage	AR-0017	State Pool	729,173.17	731.09	0.00	0.00	0.00	731.09	729,904.26
11/01/08	Open	MB06-MBIA Toll Rd. Operations	AR-0019	State Pool	8,358,105.33	8,380.05	0.00	0.00	0.00	8,380.05	8,366,485.38
11/01/08	Open	TT00-TX TERM General	AR-0022	State Pool	1,017.82	0.83	0.00	0.00	0.00	0.83	1,018.65
11/01/08	Open	TT02-TX TERM Toll Rd. Operation	AR-0024	State Pool	1,016.66	0.83	0.00	0.00	0.00	0.83	1,017.49
11/01/08	Open	TT04-TX TERM Road & Bridge	AR-0026	State Pool	1,014.81	0.83	0.00	0.00	0.00	0.83	1,015.64
11/01/08	Open	TT05-TX TERM Drainage	AR-0027	State Pool	336.67	0.27	0.00	0.00	0.00	0.27	336.94
11/10/08	Open	LOG1-Logic- General	AR-0028	State Pool	20,281,295.49	21,369.65	0.00	0.00	0.00	21,369.65	20,302,665.14
11/10/08	Open	LOG2-Logic-Toll Rd.Operations	AR-0029	State Pool	1,027.32	1.09	0.00	0.00	0.00	1.09	1,028.41
11/10/08	Open	LOG5-Logic-Drainage	AR-0032	State Pool	1,020.93	1.03	0.00	0.00	0.00	1.03	1,021.96
11/10/08	Open	LOG8-Logic-Road & Bridge	AR-0035	State Pool	1,021.35	1.03	0.00	0.00	0.00	1.03	1,022.38
08/31/16	Open	MB12-MBIA ESD 100 AGREEMENT	AR-0041	State Pool	930,479.51	932.92	0.00	0.00	0.00	932.92	931,412.43
08/31/16	Open	MB13-MBIA ASSISTANCE DIST #1	AR-0042	State Pool	85,991.55	86.21	0.00	0.00	0.00	86.21	86,077.76
08/31/16	Open	MB14-MBIA GR PARKWAY OPERATIONS	AR-0043	State Pool	4,560,081.56	4,572.03	0.00	0.00	0.00	4,572.03	4,564,653.59
08/31/16	Open	MB15-FACILITIES BONDS 2016	AR-0044	State Pool	223,870.12	224.46	0.00	0.00	0.00	224.46	224,094.58
08/31/16	Open	MB16-MOBILITY BONDS 2016	AR-0045	State Pool	186,578.95	187.07	0.00	0.00	0.00	187.07	186,766.02
12/09/16	Open	MB17 - SR LIEN BOND 2016	AR-0046	State Pool	150,075.15	150.45	0.00	0.00	0.00	150.45	150,225.60
<b>State Pool Total</b>					<u>43,074,828.77</u>	<u>44,222.41</u>	<u>0.00</u>	<u>0.00</u>	<u>0.00</u>	<u>44,222.41</u>	<u>43,119,051.18</u>
<b>Investment Total</b>					<u>371,392,440.66</u>	<u>74,577,427.29</u>	<u>0.00</u>	<u>0.00</u>	<u>0.00</u>	<u>353,020.36</u>	<u>445,969,515.35</u>

**Interest Accrual**  
**Ft. Bend County**  
**Effective Interest - Actual Life**  
**Receipts in Period**  
**07/01/17 - 07/31/17**

CUSIP	Invest Number	Security Description	Purchase Date	Sale Date	Yield Earned	Ending Par Val/Shares	Ending Amor Val/Cost	Purchased Interest	Int/Div Rec In the Perd	Int/Div Accrued In the Perd	PTD Purch Received	Int/Div Rec Purch/Date	Int/Div Accrued Purch/Date			
<b>FFCB</b>																
3133EGJX4	16-0004	FFCB 1.08 07/05/19	07/05/16	Open	1.0800	8,500,000.00	8,500,000.00	0.00	0.00	7,905.00	0.00	0.00	99,960.00			
<b>FFCB Total</b>						<u>1.0800</u>	<u>8,500,000.00</u>	<u>8,500,000.00</u>	<u>0.00</u>	<u>0.00</u>	<u>7,905.00</u>	<u>0.00</u>	<u>99,960.00</u>			
<b>FHLMC</b>																
3134G9H42	16-0002	FHLMC 0.70 12/29/17	06/30/16	Open	0.7000	10,000,000.00	10,000,000.00	0.00	0.00	5,833.33	0.00	0.00	76,027.78			
3137EAEA3	16-0001	FHLMC 0.75 04/09/18	06/29/16	Open	0.6790	6,000,000.00	6,002,922.04	0.00	0.00	3,750.00	0.00	0.00	49,000.00			
3134G9G76	16-0003	FHLMC 0.80 06/29/18	06/30/16	Open	0.8000	14,500,000.00	14,500,000.00	0.00	0.00	9,666.67	0.00	0.00	125,988.89			
<b>FHLMC Total</b>						<u>0.7434</u>	<u>30,500,000.00</u>	<u>30,502,922.04</u>	<u>0.00</u>	<u>0.00</u>	<u>19,250.00</u>	<u>0.00</u>	<u>251,016.67</u>			
<b>Money Market</b>																
Prosperity-Money Market Accts.			AR-0009	Money Market		11/30/03	Open	1.2464	363,847,542.13	363,847,542.13	0.00	308,797.95	0.00	0.00	26,208,242.42	0.00
<b>Money Market Total</b>								<u>1.2464</u>	<u>363,847,542.13</u>	<u>363,847,542.13</u>	<u>0.00</u>	<u>308,797.95</u>	<u>0.00</u>	<u>0.00</u>	<u>26,208,242.42</u>	<u>0.00</u>
<b>State Pool</b>																
MB02-MBIA General	AR-0015	State Pool	11/01/08	Open	1.1805	7,519,425.91	7,519,425.91	0.00	7,531.60	0.00	0.00	248,776.28	0.00			
MB03-MBIA Road & Bridge	AR-0016	State Pool	11/01/08	Open	1.1807	50,879.04	50,879.04	0.00	50.97	0.00	0.00	91,618.19	0.00			
MB04-MBIA Drainage	AR-0017	State Pool	11/01/08	Open	1.1805	729,904.26	729,904.26	0.00	731.09	0.00	0.00	87,232.17	0.00			
MB06-MBIA Toll Rd. Operations	AR-0019	State Pool	11/01/08	Open	1.1805	8,366,485.38	8,366,485.38	0.00	8,380.05	0.00	0.00	82,422.18	0.00			
TT00-TX TERM General	AR-0022	State Pool	11/01/08	Open	0.9601	1,018.65	1,018.65	0.00	0.83	0.00	0.00	21,403.42	0.00			
TT02-TX TERM Toll Rd. Operation	AR-0024	State Pool	11/01/08	Open	0.9612	1,017.49	1,017.49	0.00	0.83	0.00	0.00	17,947.39	0.00			
TT04-TX TERM Road & Bridge	AR-0026	State Pool	11/01/08	Open	0.9630	1,015.64	1,015.64	0.00	0.83	0.00	0.00	8,222.92	0.00			
TT05-TX TERM Drainage	AR-0027	State Pool	11/01/08	Open	0.9442	336.94	336.94	0.00	0.27	0.00	0.00	5,016.21	0.00			
LOG1-Logic- General	AR-0028	State Pool	11/10/08	Open	1.2406	20,302,665.14	20,302,665.14	0.00	21,369.65	0.00	0.00	351,670.72	0.00			
LOG2-Logic-Toll Rd.Operations	AR-0029	State Pool	11/10/08	Open	1.2492	1,028.41	1,028.41	0.00	1.09	0.00	0.00	62,359.49	0.00			
LOG5-Logic-Drainage	AR-0032	State Pool	11/10/08	Open	1.1878	1,021.96	1,021.96	0.00	1.03	0.00	0.00	3,265.73	0.00			
LOG8-Logic-Road & Bridge	AR-0035	State Pool	11/10/08	Open	1.1874	1,022.38	1,022.38	0.00	1.03	0.00	0.00	6,509.90	0.00			
MB12-MBIA ESD 100 AGREEMENT	AR-0041	State Pool	08/31/16	Open	1.1805	931,412.43	931,412.43	0.00	932.92	0.00	0.00	31,412.43	0.00			
MB13-MBIA ASSISTANCE DIST #1	AR-0042	State Pool	08/31/16	Open	1.1804	86,077.76	86,077.76	0.00	86.21	0.00	0.00	86,077.76	0.00			
MB14-MBIA GR PARKWAY OPERATIONS	AR-0043	State Pool	08/31/16	Open	1.1805	4,564,653.59	4,564,653.59	0.00	4,572.03	0.00	0.00	64,648.11	0.00			
MB15-FACILITIES BONDS 2016	AR-0044	State Pool	08/31/16	Open	1.1805	224,094.58	224,094.58	0.00	224.46	0.00	0.00	224,075.25	0.00			
MB16-MOBILITY BONDS 2016	AR-0045	State Pool	08/31/16	Open	1.1805	186,766.02	186,766.02	0.00	187.07	0.00	0.00	186,766.02	0.00			
MB17 - SR LIEN BOND 2016	AR-0046	State Pool	12/09/16	Open	1.1803	150,225.60	150,225.60	0.00	150.45	0.00	0.00	150,225.60	0.00			
<b>State Pool Total</b>						<u>1.2087</u>	<u>43,119,051.18</u>	<u>43,119,051.18</u>	<u>0.00</u>	<u>44,222.41</u>	<u>0.00</u>	<u>0.00</u>	<u>1,729,649.77</u>	<u>0.00</u>		
<b>Investment Total</b>						<u>1.1979</u>	<u>445,966,593.31</u>	<u>445,969,515.35</u>	<u>0.00</u>	<u>353,020.36</u>	<u>27,155.00</u>	<u>0.00</u>	<u>27,937,892.19</u>	<u>350,976.67</u>		

# Premium/Discount Amortization

## Ft. Bend County

### Effective Interest - Actual Life

#### Receipts in Period

#### 07/01/17 - 07/31/17

12

CUSIP	Invest Number	Security Description	Purchase Date	Amortiz Date	Yield Earned	Beginning Par Val/Shares	Beginning Unamor Val/Cost	Premium Discount	Ending Par Val/Shares	Ending Amor Val/Cost	Unamor Prem/Dscnt	Amortization In the Perd	Amortization Purch/Date
<b>FFCB</b>													
3133EGJX4	16-0004	FFCB 1.08 07/05/19	07/05/16	07/05/19	1.0800	8,500,000.00	8,500,000.00	0.00	8,500,000.00	8,500,000.00	0.00	0.00	0.00
<b>FFCB Total</b>						<u>1.0800</u>	<u>8,500,000.00</u>	<u>8,500,000.00</u>	<u>0.00</u>	<u>8,500,000.00</u>	<u>8,500,000.00</u>	<u>0.00</u>	<u>0.00</u>
<b>FHLMC</b>													
3134G9H42	16-0002	FHLMC 0.70 12/29/17	06/30/16	12/29/17	0.7000	10,000,000.00	10,000,000.00	0.00	10,000,000.00	10,000,000.00	0.00	0.00	0.00
3137EAEA3	16-0001	FHLMC 0.75 04/09/18	06/29/16	04/09/18	0.6790	6,000,000.00	6,007,505.28	-7,505.28	6,000,000.00	6,002,922.04	-2,922.04	-352.60	-4,583.24
3134G9G76	16-0003	FHLMC 0.80 06/29/18	06/30/16	06/29/18	0.8000	14,500,000.00	14,500,000.00	0.00	14,500,000.00	14,500,000.00	0.00	0.00	0.00
<b>FHLMC Total</b>						<u>0.7434</u>	<u>30,500,000.00</u>	<u>30,507,505.28</u>	<u>-7,505.28</u>	<u>30,500,000.00</u>	<u>30,502,922.04</u>	<u>-2,922.04</u>	<u>-352.60</u>
<b>Money Market</b>													
Prosperity-Money Market Accts.		AR-0009	Money Market	11/30/03	Open	1.2464	289,314,337.25	289,314,337.25	0.00	363,847,542.13	363,847,542.13	0.00	0.00
<b>Money Market Total</b>						<u>1.2464</u>	<u>289,314,337.25</u>	<u>289,314,337.25</u>	<u>0.00</u>	<u>363,847,542.13</u>	<u>363,847,542.13</u>	<u>0.00</u>	<u>0.00</u>
<b>State Pool</b>													
MB02-MBIA General	AR-0015	State Pool	11/01/08	Open	1.1805	7,511,894.31	7,511,894.31	0.00	7,519,425.91	7,519,425.91	0.00	0.00	0.00
MB03-MBIA Road & Bridge	AR-0016	State Pool	11/01/08	Open	1.1807	50,828.07	50,828.07	0.00	50,879.04	50,879.04	0.00	0.00	0.00
MB04-MBIA Drainage	AR-0017	State Pool	11/01/08	Open	1.1805	729,173.17	729,173.17	0.00	729,904.26	729,904.26	0.00	0.00	0.00
MB06-MBIA Toll Rd. Operations	AR-0019	State Pool	11/01/08	Open	1.1805	8,358,105.33	8,358,105.33	0.00	8,366,485.38	8,366,485.38	0.00	0.00	0.00
TT00-TX TERM General	AR-0022	State Pool	11/01/08	Open	0.9601	1,017.82	1,017.82	0.00	1,018.65	1,018.65	0.00	0.00	0.00
TT02-TX TERM Toll Rd. Operation	AR-0024	State Pool	11/01/08	Open	0.9612	1,016.66	1,016.66	0.00	1,017.49	1,017.49	0.00	0.00	0.00
TT04-TX TERM Road & Bridge	AR-0026	State Pool	11/01/08	Open	0.9630	1,014.81	1,014.81	0.00	1,015.64	1,015.64	0.00	0.00	0.00
TT05-TX TERM Drainage	AR-0027	State Pool	11/01/08	Open	0.9442	336.67	336.67	0.00	336.94	336.94	0.00	0.00	0.00
LOG1-Logic- General	AR-0028	State Pool	11/10/08	Open	1.2406	20,281,295.49	20,281,295.49	0.00	20,302,665.14	20,302,665.14	0.00	0.00	0.00
LOG2-Logic-Toll Rd.Operations	AR-0029	State Pool	11/10/08	Open	1.2492	1,027.32	1,027.32	0.00	1,028.41	1,028.41	0.00	0.00	0.00
LOG5-Logic-Drainage	AR-0032	State Pool	11/10/08	Open	1.1878	1,020.93	1,020.93	0.00	1,021.96	1,021.96	0.00	0.00	0.00
LOG8-Logic-Road & Bridge	AR-0035	State Pool	11/10/08	Open	1.1874	1,021.35	1,021.35	0.00	1,022.38	1,022.38	0.00	0.00	0.00
MB12-MBIA ESD 100 AGREEMENT	AR-0041	State Pool	08/31/16	Open	1.1805	930,479.51	930,479.51	0.00	931,412.43	931,412.43	0.00	0.00	0.00
MB13-MBIA ASSISTANCE DIST #1	AR-0042	State Pool	08/31/16	Open	1.1804	85,991.55	85,991.55	0.00	86,077.76	86,077.76	0.00	0.00	0.00
MB14-MBIA GR PARKWAY OPERATIONS	AR-0043	State Pool	08/31/16	Open	1.1805	4,560,081.56	4,560,081.56	0.00	4,564,653.59	4,564,653.59	0.00	0.00	0.00
MB15-FACILITIES BONDS 2016	AR-0044	State Pool	08/31/16	Open	1.1805	223,870.12	223,870.12	0.00	224,094.58	224,094.58	0.00	0.00	0.00
MB16-MOBILITY BONDS 2016	AR-0045	State Pool	08/31/16	Open	1.1805	186,578.95	186,578.95	0.00	186,766.02	186,766.02	0.00	0.00	0.00
MB17 - SR LIEN BOND 2016	AR-0046	State Pool	12/09/16	Open	1.1803	150,075.15	150,075.15	0.00	150,225.60	150,225.60	0.00	0.00	0.00
<b>State Pool Total</b>						<u>1.2087</u>	<u>43,074,828.77</u>	<u>43,074,828.77</u>	<u>0.00</u>	<u>43,119,051.18</u>	<u>43,119,051.18</u>	<u>0.00</u>	<u>0.00</u>
<b>Investment Total</b>						<u>1.1979</u>	<u>371,389,166.02</u>	<u>371,396,671.30</u>	<u>-7,505.28</u>	<u>445,966,593.31</u>	<u>445,969,515.35</u>	<u>-2,922.04</u>	<u>-352.60</u>

# Open Investments

## Ft. Bend County

### Effective Interest - Actual Life

### Receipts in Period

### 07/31/17

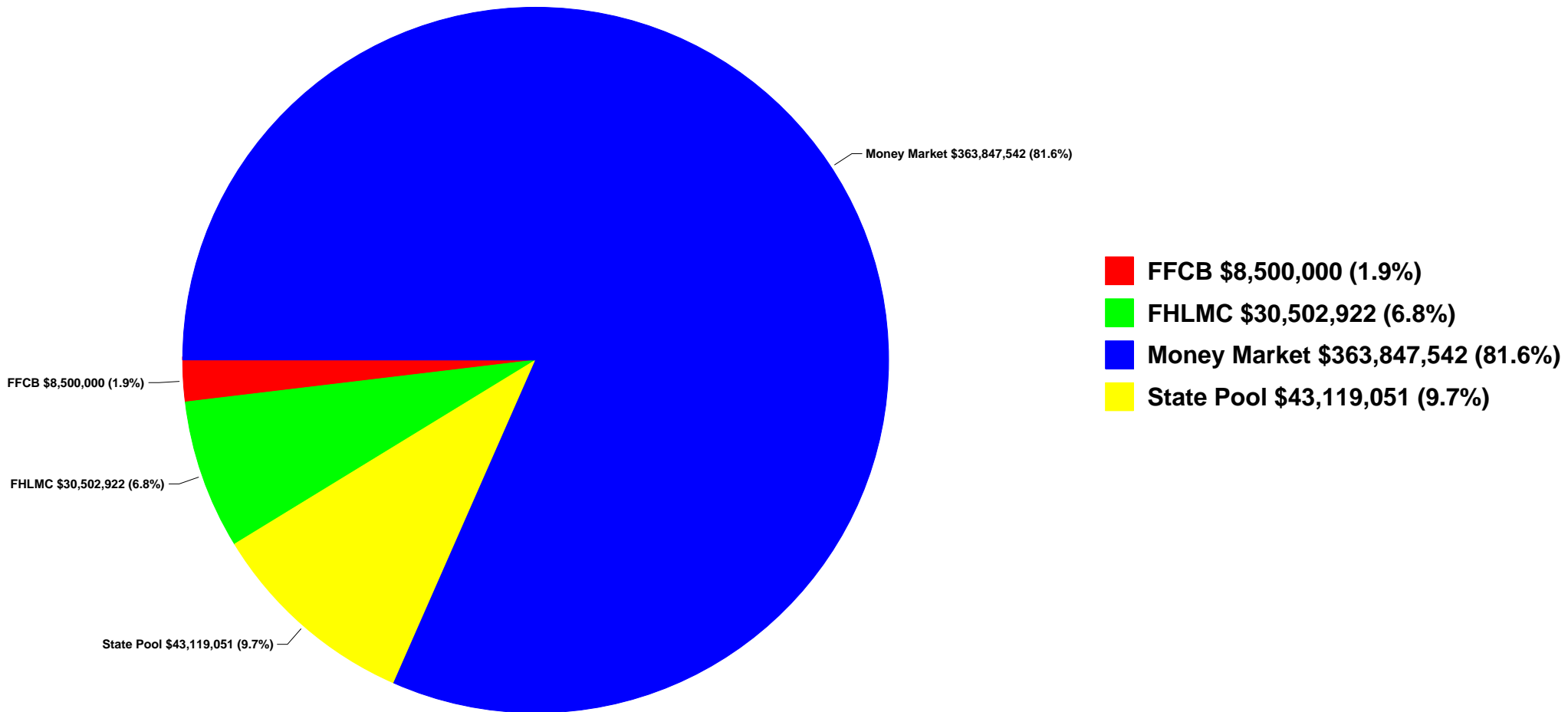
13

CUSIP	Invest Number	Security Description	Invest Class	Purchase Date	Call Date	Purchase Institut	SafeKeep Institut	Issuing Institut	Yield Matur	Yield Call	Original Unit Cost	Original Par Val/Shares	Original Princ/Cost	Orig Prem Discount	Ending Unit Price	Ending Par Val/Shares	Ending Amor Val/Cost	Unamor Prem/Dscnt
<b>FFCB</b>																		
3133BGTX4	16-0004	FFCB 1.08 07/05/19		07/05/16	Open	700	100	None	1.0800	1.0800	1.000000	8,500,000.00	8,500,000.00	0.00	1.000000	8,500,000.00	8,500,000.00	0.00
<b>FFCB Total</b>									<u>1.0800</u>	<u>1.0800</u>	<u>1.000000</u>	<u>8,500,000.00</u>	<u>8,500,000.00</u>	<u>0.00</u>	<u>1.000000</u>	<u>8,500,000.00</u>	<u>8,500,000.00</u>	<u>0.00</u>
<b>FHLMC</b>																		
3134G9H42	16-0002	FHLMC 0.70 12/29/17		06/30/16	Open	700	100	None	0.7000	0.7000	1.000000	10,000,000.00	10,000,000.00	0.00	1.000000	10,000,000.00	10,000,000.00	0.00
3137EAEA3	16-0001	FHLMC 0.75 04/09/18		06/29/16	Open	700	100	None	0.6790	0.6790	1.001251	6,000,000.00	6,007,505.28	-7,505.28	1.000487	6,000,000.00	6,002,922.04	-2,922.04
3134G9G76	16-0003	FHLMC 0.80 06/29/18		06/30/16	Open	1200	100	None	0.8000	0.8000	1.000000	14,500,000.00	14,500,000.00	0.00	1.000000	14,500,000.00	14,500,000.00	0.00
<b>FHLMC Total</b>									<u>0.7434</u>	<u>0.7434</u>	<u>1.000246</u>	<u>30,500,000.00</u>	<u>30,507,505.28</u>	<u>-7,505.28</u>	<u>1.000096</u>	<u>30,500,000.00</u>	<u>30,502,922.04</u>	<u>-2,922.04</u>
<b>Money Market</b>																		
Prosperity-Money Market Accts.	AR-0009	Money Market		11/30/03	Open	100	100	100	1.3060	1.3060	1.000000	12,505,577.66	12,505,577.66	0.00	1.000000	363,847,542.13	363,847,542.13	0.00
<b>Money Market Total</b>									<u>1.3060</u>	<u>1.3060</u>	<u>1.000000</u>	<u>12,505,577.66</u>	<u>12,505,577.66</u>	<u>0.00</u>	<u>1.000000</u>	<u>363,847,542.13</u>	<u>363,847,542.13</u>	<u>0.00</u>
<b>State Pool</b>																		
MB02-MBIA General	AR-0015	State Pool		11/01/08	Open	2000	2000	2000	1.1800	1.1800	1.000000	17,374,917.83	17,374,917.83	0.00	1.000000	7,519,425.91	7,519,425.91	0.00
MB03-MBIA Road & Bridge	AR-0016	State Pool		11/01/08	Open	2000	2000	2000	1.1800	1.1800	1.000000	2,856,438.24	2,856,438.24	0.00	1.000000	50,879.04	50,879.04	0.00
MB04-MBIA Drainage	AR-0017	State Pool		11/01/08	Open	2000	2000	2000	1.1800	1.1800	1.000000	1,267,218.21	1,267,218.21	0.00	1.000000	729,904.26	729,904.26	0.00
MB06-MBIA Toll Rd. Operations	AR-0019	State Pool		11/01/08	Open	2000	2000	2000	1.1800	1.1800	1.000000	3,143,377.27	3,143,377.27	0.00	1.000000	8,366,485.38	8,366,485.38	0.00
TT00-TX TERM General	AR-0022	State Pool		11/01/08	Open	2005	2005	2005	0.9600	0.9600	1.000000	10,006,437.87	10,006,437.87	0.00	1.000000	1,018.65	1,018.65	0.00
TT02-TX TERM Toll Rd. Operation	AR-0024	State Pool		11/01/08	Open	2005	2005	2005	0.9600	0.9600	0.000000	0.00	0.00	0.00	1.000000	1,017.49	1,017.49	0.00
TT04-TX TERM Road & Bridge	AR-0026	State Pool		11/01/08	Open	2005	2005	2005	0.9600	0.9600	1.000000	10,463.28	10,463.28	0.00	1.000000	1,015.64	1,015.64	0.00
TT05-TX TERM Drainage	AR-0027	State Pool		11/01/08	Open	2005	2005	2005	0.9600	0.9600	1.000000	109,774.61	109,774.61	0.00	1.000000	336.94	336.94	0.00
LOG1-Logic- General	AR-0028	State Pool		11/10/08	Open	200	200	200	1.2400	1.2400	1.000000	10,000,000.00	10,000,000.00	0.00	1.000000	20,302,665.14	20,302,665.14	0.00
LOG2-Logic-Toll Rd.Operations	AR-0029	State Pool		11/10/08	Open	200	200	200	1.2400	1.2400	1.000000	2,000,000.00	2,000,000.00	0.00	1.000000	1,028.41	1,028.41	0.00
LOG5-Logic-Drainage	AR-0032	State Pool		11/10/08	Open	200	200	200	1.2400	1.2400	1.000000	500,000.00	500,000.00	0.00	1.000000	1,021.96	1,021.96	0.00
LOG8-Logic-Road & Bridge	AR-0035	State Pool		11/10/08	Open	200	200	200	1.2400	1.2400	1.000000	1,000,000.00	1,000,000.00	0.00	1.000000	1,022.38	1,022.38	0.00
MB12-MBIA ESD 100 AGREEMENT	AR-0041	State Pool		08/31/16	Open	2000	2000	2000	1.1800	1.1800	1.000000	3,900,000.00	3,900,000.00	0.00	1.000000	931,412.43	931,412.43	0.00
MB13-MBIA ASSISTANCE DIST #1	AR-0042	State Pool		08/31/16	Open	2000	2000	2000	1.1800	1.1800	1.000000	10,000,000.00	10,000,000.00	0.00	1.000000	86,077.76	86,077.76	0.00
MB14-MBIA GR PARKWAY OPERATIONS	AR-0043	State Pool		08/31/16	Open	2000	2000	2000	1.1800	1.1800	1.000000	8,500,000.00	8,500,000.00	0.00	1.000000	4,564,653.59	4,564,653.59	0.00
MB15-FACILITIES BONDS 2016	AR-0044	State Pool		08/31/16	Open	2000	2000	2000	1.1800	1.1800	1.000000	30,000,000.00	30,000,000.00	0.00	1.000000	224,094.58	224,094.58	0.00
MB16-MOBILITY BONDS 2016	AR-0045	State Pool		08/31/16	Open	2000	2000	2000	1.1800	1.1800	1.000000	30,000,000.00	30,000,000.00	0.00	1.000000	186,766.02	186,766.02	0.00
MB17 - SR LIEN BOND 2016	AR-0046	State Pool		12/09/16	Open	2000	2000	2000	1.1800	1.1800	1.000000	35,000,000.00	35,000,000.00	0.00	1.000000	150,225.60	150,225.60	0.00
<b>State Pool Total</b>									<u>1.2082</u>	<u>1.2082</u>	<u>1.000000</u>	<u>165,668,627.31</u>	<u>165,668,627.31</u>	<u>0.00</u>	<u>1.000000</u>	<u>43,119,051.18</u>	<u>43,119,051.18</u>	<u>0.00</u>
<b>Investment Total</b>									<u>1.2532</u>	<u>1.2532</u>	<u>1.000035</u>	<u>217,174,204.97</u>	<u>217,181,710.25</u>	<u>-7,505.28</u>	<u>1.000007</u>	<u>445,966,593.31</u>	<u>445,969,515.35</u>	<u>-2,922.04</u>

**Open Investments**  
**Ft. Bend County**  
Effective Interest - Actual Life  
Receipts in Period  
07/31/17

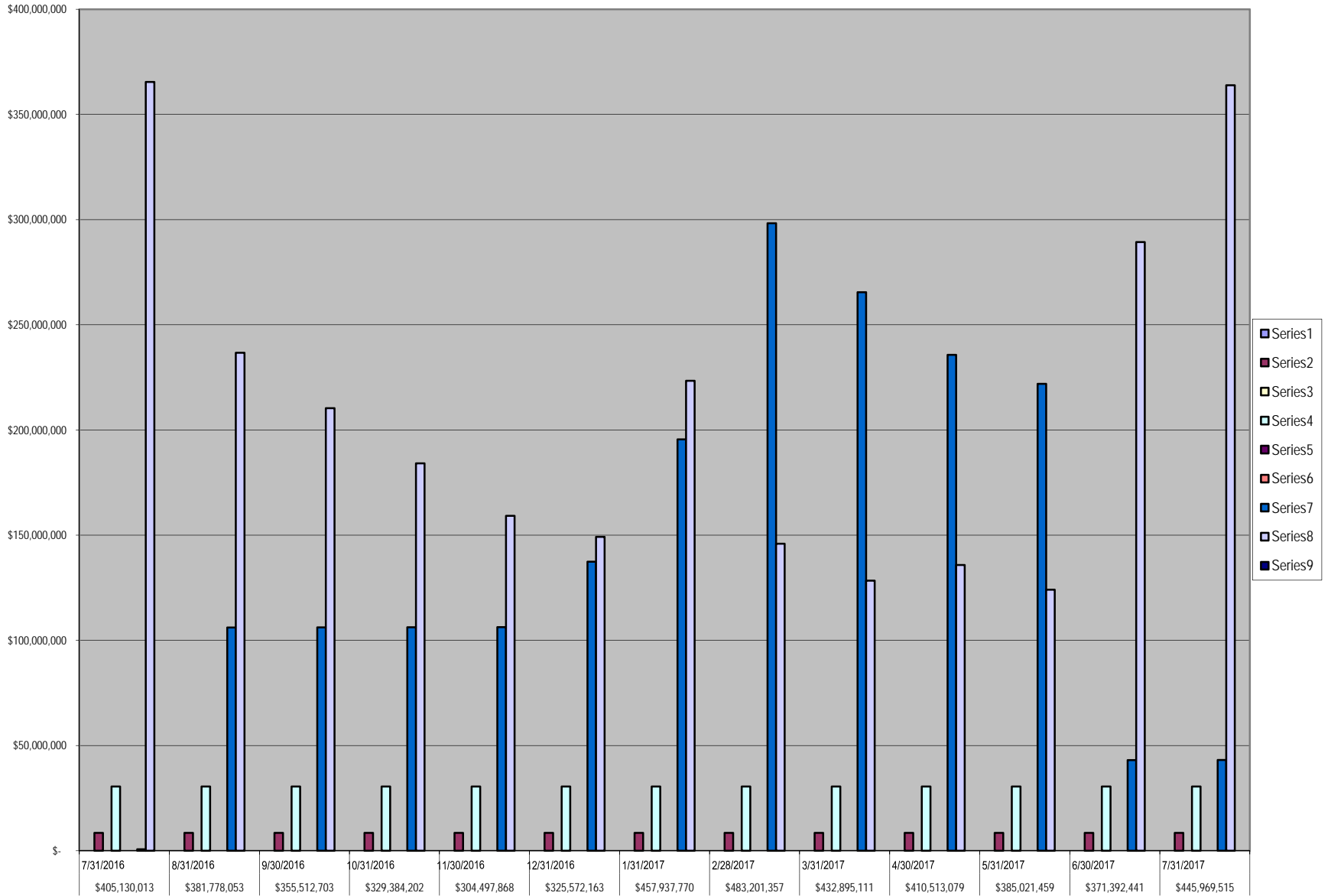
By Security

**Open Investments    \$445,969,515**



## FBC INVESTMENT TRAILING 12 MONTHS

Open Investments		FARMERS MAC DN	FFCB	FHLB	FHLMC	FNMA	FNMA DISCOUNT NOTE	State Pool	Prosperity Money Market	Prosperity - Invst. Acct.
\$ 405,130,013	7/31/2016	\$ -	\$ 8,500,000	\$ -	\$ 30,507,135	\$ -	\$ -	\$ 687,638	\$ 365,435,240	\$ -
\$ 381,778,053	8/31/2016	\$ -	\$ 8,500,000	\$ -	\$ 30,506,787	\$ -	\$ -	\$ 106,090,584	\$ 236,680,683	\$ -
\$ 355,512,703	9/30/2016	\$ -	\$ 8,500,000	\$ -	\$ 30,506,440	\$ -	\$ -	\$ 106,157,420	\$ 210,348,843	\$ -
\$ 329,384,202	10/31/2016	\$ -	\$ 8,500,000	\$ -	\$ 30,506,440	\$ -	\$ -	\$ 106,231,840	\$ 184,144,857	\$ -
\$ 304,497,868	11/30/2016	\$ -	\$ 8,500,000	\$ -	\$ 30,505,738	\$ -	\$ -	\$ 106,304,648	\$ 159,187,483	\$ -
\$ 325,572,163	12/31/2016	\$ -	\$ 8,500,000	\$ -	\$ 30,505,386	\$ -	\$ -	\$ 137,401,990	\$ 149,164,787	\$ -
\$ 457,937,770	1/31/2017	\$ -	\$ 8,500,000	\$ -	\$ 30,505,035	\$ -	\$ -	\$ 195,548,001	\$ 223,384,734	\$ -
\$ 483,201,357	2/28/2017	\$ -	\$ 8,500,000	\$ -	\$ 30,504,684	\$ -	\$ -	\$ 298,250,107	\$ 145,946,566	\$ -
\$ 432,895,111	3/31/2017	\$ -	\$ 8,500,000	\$ -	\$ 30,504,332	\$ -	\$ -	\$ 265,491,332	\$ 128,399,447	\$ -
\$ 410,513,079	4/30/2017	\$ -	\$ 8,500,000	\$ -	\$ 30,503,980	\$ -	\$ -	\$ 235,712,333	\$ 135,796,767	\$ -
\$ 385,021,459	5/31/2017	\$ -	\$ 8,500,000	\$ -	\$ 30,503,627	\$ -	\$ -	\$ 221,919,910	\$ 124,097,921	\$ -
\$ 371,392,441	6/30/2017	\$ -	\$ 8,500,000	\$ -	\$ 30,503,275	\$ -	\$ -	\$ 43,074,829	\$ 289,314,337	\$ -
\$ 445,969,515	7/31/2017	\$ -	\$ 8,500,000	\$ -	\$ 30,502,922	\$ -	\$ -	\$ 43,119,051	\$ 363,847,542	\$ -



**Wendt, Sandra**

---

**From:** Laura Turner (111) <Laura.Turner@prosperitybankusa.com>  
**Sent:** Wednesday, July 05, 2017 7:55 AM  
**To:** Brogdon, Jennifer; Segura, Maria; Elster, Melissa; Schultz, Patsy; Wendt, Sandra  
**Subject:** July interest rate

**In accordance to the Depository bid, the variable interest rate for the month of July will reflect the change in the 91 day T-bill rate. The 91 day T-bill investment rate is 1.016%. Rate paid will be 1.306% (1.016% + .29) on the General Fund and all other accounts.**

**Laura Turner** 

Assistant Vice President

Lending Assistant

Prosperity Bank

Sugar Land Banking Center

14060 Southwest Freeway

Sugar Land, TX 77478

Phone: 281-269-7200

Direct: 281-269-7254

Fax: 281-269-7108

Email: [laura.turner@prosperitybankusa.com](mailto:laura.turner@prosperitybankusa.com)

NYSE: PB

**Handy information should the need arise.....**

**281-242-4762** Fastline

**1.866.985.2273** To Activate & Pin your Debit Card

**1.800.684.2132** Report your card Lost/Stolen ATM/Debit Card

**1.800.531.1401** Customer Service Center Mon-->Fri. 7am-7pm & Sat. 9am-5pm (can also assist with debit card issues).



Please consider the environment before printing this e-mail - think Green



This transmission may contain information that is privileged, confidential and or exempt from disclosure under applicable law. If you are not the intended recipient, you are hereby notified that any disclosure, copying, distribution or use of the information contained herein (including any reliance thereon) is **STRICTLY PROHIBITED**. If you received this transmission in error, please immediately contact the sender and destroy the material in its entirety, whether in electronic or hard copy format. Thank you.



## Daily Rates

July 2017

**TXCLASS**

Average Monthly Yield: 1.18%

Date	Dividend Rate	Annual Yield
01-Jul-17	0.000031921	1.17%
02-Jul-17	0.000031921	1.17%
03-Jul-17	0.000031921	1.17%
04-Jul-17	0.000031921	1.17%
05-Jul-17	0.000031791	1.16%
06-Jul-17	0.000031921	1.17%
07-Jul-17	0.000031921	1.17%
08-Jul-17	0.000031921	1.17%
09-Jul-17	0.000031921	1.17%
10-Jul-17	0.000032247	1.18%
11-Jul-17	0.000031952	1.17%
12-Jul-17	0.000031979	1.17%
13-Jul-17	0.000031921	1.17%
14-Jul-17	0.000032195	1.18%
15-Jul-17	0.000032195	1.18%
16-Jul-17	0.000032195	1.18%
17-Jul-17	0.000032229	1.18%
18-Jul-17	0.000032580	1.19%
19-Jul-17	0.000032601	1.19%
20-Jul-17	0.000032577	1.19%
21-Jul-17	0.000032675	1.20%
22-Jul-17	0.000032675	1.20%
23-Jul-17	0.000032675	1.20%
24-Jul-17	0.000032682	1.20%
25-Jul-17	0.000032775	1.20%
26-Jul-17	0.000032785	1.20%
27-Jul-17	0.000032854	1.20%
28-Jul-17	0.000032779	1.20%
29-Jul-17	0.000032779	1.20%
30-Jul-17	0.000032779	1.20%
31-Jul-17	0.000032874	1.20%

**Current Rates:**

*As of July 31, 2017*

<b>Current Yield<sup>1</sup></b>	<b><u>0.98%</u></b>
<b>One-Day Yield<sup>1</sup></b>	<b><u>0.98%</u></b>
<b>Allocation Factor<sup>1</sup></b>	<b><u>0.000026793</u></b>

**Historical Rates**

**Monthly Distribution Yields<sup>2</sup>**

	<u>2008</u>	<u>2009</u>	<u>2010</u>	<u>2011</u>	<u>2012</u>	<u>2013</u>	<u>2014</u>	<u>2015</u>	<u>2016</u>	<u>2017</u>
<b>January</b>	4.27%	1.14%	0.17%	0.14%	0.08%	0.12%	0.04%	0.07%	0.35%	0.58%
<b>February</b>	3.57%	0.83%	0.17%	0.17%	0.10%	0.10%	0.04%	0.08%	0.39%	0.59%
<b>March</b>	2.98%	0.74%	0.18%	0.14%	0.10%	0.10%	0.04%	0.09%	0.41%	0.66%
<b>April</b>	2.51%	0.63%	0.19%	0.10%	0.10%	0.08%	0.04%	0.09%	0.42%	0.75%
<b>May</b>	2.36%	0.55%	0.19%	0.09%	0.12%	0.08%	0.04%	0.09%	0.43%	0.76%
<b>June</b>	2.26%	0.50%	0.21%	0.09%	0.13%	0.05%	0.04%	0.09%	0.44%	0.85%
<b>July</b>	2.29%	0.42%	0.23%	0.06%	0.13%	0.05%	0.05%	0.10%	0.45%	0.96%
<b>August</b>	2.39%	0.41%	0.24%	0.08%	0.13%	0.05%	0.06%	0.11%	0.47%	
<b>September</b>	2.38%	0.37%	0.21%	0.07%	0.13%	0.05%	0.06%	0.13%	0.50%	
<b>October</b>	2.65%	0.27%	0.19%	0.07%	0.13%	0.04%	0.06%	0.15%	0.47%	
<b>November</b>	2.13%	0.26%	0.17%	0.08%	0.13%	0.04%	0.06%	0.15%	0.45%	
<b>December</b>	1.79%	0.23%	0.15%	0.11%	0.13%	0.04%	0.07%	0.23%	0.50%	

**Call Toll-Free  
1-866-TEX-TERM**

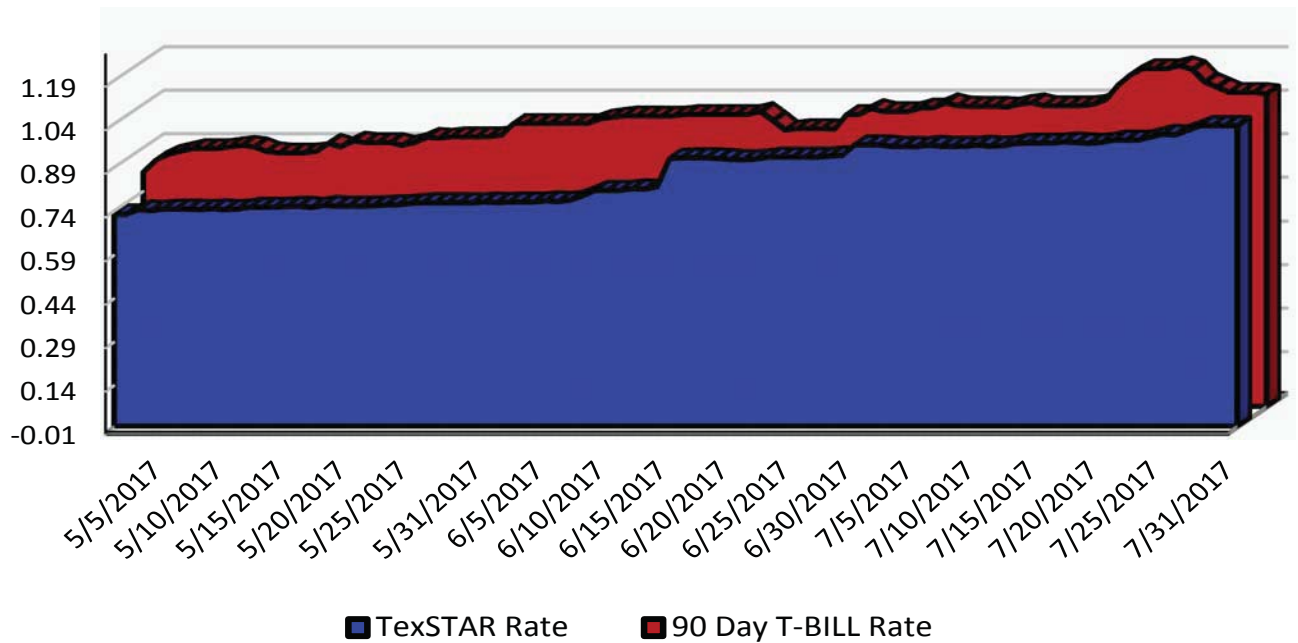
*Past performance is not indicative of future results and yields may vary.*

(1) The current yield, which is also known as the current annualized yield or current seven-day yield, represents the net change, exclusive of capital changes and income other than investment income, in the value of a hypothetical account with a balance of one share (normally \$1.00 per share) over a seven-day base period expressed as a percentage of the value of one share at the beginning of the seven-day period. This resulting net change in account value is then annualized by multiplying it by 365 and dividing the result by 7. The yields shown may reflect fee waivers by service providers that subsidize and reduce the total operating expenses of the TexasDAILY portfolio. Portfolio yields would be lower if there were no such waivers. The allocation factor represents the daily net income dividend declared by the TexasDAILY portfolio divided by the portfolio's daily net assets. The one-day yield represents the allocation factor of the TexasDAILY portfolio divided by the daily net asset value per share (normally \$1.00) multiplied by 365. Unlike the current yield—which excludes capital changes and income other than investment income—the allocation factor and one-day yield are inclusive of capital changes and any income other than investment income.

(2) The monthly distribution yield represents the sum of a month's one-day allocation factors divided by the number of days in that month, and multiplied by 365. The yields shown may reflect fee waivers by service providers that subsidize and reduce the total operating expenses of the TexasDAILY portfolio. Portfolio yields would be lower if there were no such waivers.

*This information is for institutional investor use only, not for further distribution to retail investors, and does not represent an offer to sell or a solicitation of an offer to buy or sell any fund or other security. Investors should consider the Pool's investment objectives, risks, charges and expenses before investing. This and other information about the Pool is available in the Pool's Information Statement, which should be read carefully before investing. A copy of the Pool's Information Statement may be obtained by calling 1-866-839-8376 or is available on the Pool's website at [www.texasterm.net](http://www.texasterm.net). While TexasDAILY seeks to maintain a stable net asset value of \$1.00 per share and TexasTERM seeks to achieve a net asset value of \$1.00 per share at its stated maturity, it is possible to lose money investing in the Pool. An investment in the Pool is not insured or guaranteed by the Federal Deposit Insurance Corporation or any other government agency. Shares of the Pool are distributed by **PFM Fund Distributors, Inc.**, member Financial Industry Regulatory Authority (FINRA) ([www.finra.org](http://www.finra.org)) and Securities Investor Protection Corporation (SIPC) ([www.sipc.org](http://www.sipc.org)). PFM Fund Distributors, Inc. is a wholly owned subsidiary of PFM Asset Management LLC.*

LOGIC versus 90-Day Treasury Bill



This material is for information purposes only. This information does not represent an offer to buy or sell a security. The above rate information is obtained from sources that are believed to be reliable; however, its accuracy or completeness July be subject to change. The LOGIC management fee be waived in full or in part at the discretion of the LOGIC co-administrators and the LOGIC rate for the period shown reflects waiver of fees. This table represents historical investment performance/return to the customer, net of fees, and is not an indication of future performance. An investment in the security is not insured or guaranteed by the Federal Deposit Insurance Corporation or any other government agency. Although the issuer seeks to preserve the value of an investment at \$1.00 per share, it is possible to lose money by investing in the security. Information about these and other program details are in the fund's Information Statement which should be read carefully before investing. The yield on the 90-Day Treasury Bill ("T-Bill Yield") is shown for comparative purposes only. When comparing the investment returns of the LOGIC pool to the T-Bill Yield, you should know that the LOGIC pool consist of allocations of specific diversified securities as detailed in the respective Information Statements. The T-Bill Yield is taken from Bloomberg Finance L.P. and represents the daily closing yield on the then current 90-day T-Bill.

Daily Summary for July 2017

Date	Mny Mkt Fund Equiv. [SEC Std.]	Daily Allocation Factor	LOGIC Invested Balance	Market Value Per Share	WAM Days (1)*	WAM Days (2)*
7/1/2017	1.2057%	0.000033032	\$5,904,028,106.60	1.000122	24	71
7/2/2017	1.2057%	0.000033032	\$5,904,028,106.60	1.000122	24	71
7/3/2017	1.2202%	0.000033429	\$5,876,617,652.80	1.000141	23	70
7/4/2017	1.2202%	0.000033429	\$5,876,617,652.80	1.000141	23	70
7/5/2017	1.2322%	0.000033758	\$5,881,963,425.89	1.000154	24	69
7/6/2017	1.2301%	0.000033701	\$5,983,513,679.68	1.000138	26	70
7/7/2017	1.2398%	0.000033967	\$5,958,208,783.91	1.000097	26	68
7/8/2017	1.2398%	0.000033967	\$5,958,208,783.91	1.000097	26	68
7/9/2017	1.2398%	0.000033967	\$5,958,208,783.91	1.000097	26	68
7/10/2017	1.2407%	0.000033993	\$5,979,675,811.17	1.000130	27	70
7/11/2017	1.2305%	0.000033711	\$6,007,146,511.04	1.000120	28	71
7/12/2017	1.2307%	0.000033717	\$6,000,909,369.22	1.000122	28	71
7/13/2017	1.2334%	0.000033793	\$6,002,685,727.96	1.000124	28	70
7/14/2017	1.2350%	0.000033836	\$5,945,905,751.67	1.000089	28	69
7/15/2017	1.2350%	0.000033836	\$5,945,905,751.67	1.000089	28	69
7/16/2017	1.2350%	0.000033836	\$5,945,905,751.67	1.000089	28	69
7/17/2017	1.2414%	0.000034011	\$5,935,032,413.65	1.000131	29	71
7/18/2017	1.2456%	0.000034126	\$5,971,809,823.06	1.000131	32	73
7/19/2017	1.2467%	0.000034155	\$5,959,232,218.98	1.000137	34	75
7/20/2017	1.2445%	0.000034096	\$5,944,970,071.31	1.000137	33	74
7/21/2017	1.2508%	0.000034268	\$5,922,540,517.17	1.000101	32	73
7/22/2017	1.2508%	0.000034268	\$5,922,540,517.17	1.000101	32	73
7/23/2017	1.2508%	0.000034268	\$5,922,540,517.17	1.000101	32	73
7/24/2017	1.2515%	0.000034288	\$5,910,275,995.65	1.000139	33	73
7/25/2017	1.2486%	0.000034208	\$6,057,766,002.79	1.000138	32	71
7/26/2017	1.2460%	0.000034136	\$6,094,490,644.18	1.000142	32	71
7/27/2017	1.2624%	0.000034587	\$6,110,833,964.43	1.000144	34	74
7/28/2017	1.2636%	0.000034619	\$6,136,768,862.09	1.000102	32	72
7/29/2017	1.2636%	0.000034619	\$6,136,768,862.09	1.000102	32	72
7/30/2017	1.2636%	0.000034619	\$6,136,768,862.09	1.000102	32	72
7/31/2017	1.2615%	0.000034561	\$6,097,733,914.84	1.000141	32	72
Average	1.2408%	0.000033995	\$5,980,309,768.94		29	71

Prosperity Bank  
Money Market Accounts  
July 31, 2017

FUND	DESCRIPTION	BEGINNING BALANCE	DEPOSITS	WITH- DRAWALS	INTEREST	ENDING BALANCE
100	General Operating	98,653,485.71	23,678,769.83	42,487,134.90	95,299.24	79,940,419.88
150	Juvenile Operations	7,477,383.45	235,033.15	1,065,460.14	8,013.24	6,654,969.70
155	Road & Bridge	14,451,156.17	661,979.05	2,177,112.71	15,171.78	12,951,194.29
160	Drainage District	13,341,482.45	36,039.58	445,232.19	14,554.04	12,946,843.88
165	Lateral Road	809,688.90	-	-	894.52	810,583.42
170	Statue Restoration	4,341.18	-	-	4.80	4,345.98
175	City Water Assistance	25,774.36	245.00	293.64	28.32	25,754.04
185	Entex Contributions	4.40	-	-	-	4.40
190	H L & P Assistance	91,306.88		129.30	100.85	91,278.43
195	County Law Library	1,220,973.04	33,309.54	23,690.01	1,360.59	1,231,953.16
200	Law Enforcement Academy	476,884.54	-	5,819.50	524.29	471,589.33
360	Law Enforcement Training	174,787.80	-	-	193.10	174,980.90
215	Library Donations	146,648.23	1,966.09	25,250.09	147.92	123,512.15
225	FBC Asset Forfeiture-Task-State	488,935.43	1,559.90	5,525.80	539.46	485,508.99
235	Probate Court Training	98,445.07	1,020.04	-	109.42	99,574.53
245	Alert Program-Juvenile	52,013.24	-	-	57.46	52,070.70
255	D A Asset Forfeiture-Fed.	52.15	-	-	0.06	52.21
265	Gus George Memorial	4,731.42	-	-	5.23	4,736.65
275	D A Special Fund Run	18,027.64	-	-	19.92	18,047.56
280	Co.Atty.Supplemental Salary	185,975.12	-	4,141.67	203.63	182,037.08
290	VIT Interest (Tax Coll)	11,464.90	1,009.85	-	13.35	12,488.10
300	FBC Elections	760,401.24	40,617.88	32,648.24	827.66	769,198.54
305	FBC Asset Forfeiture-Task-Fed.	10,161.81	7,594.47	3,182.65	15.92	14,589.55
310	Sheriff Ofc/Forfeiture-Assets-St.	554,346.08	-	47,391.79	592.07	507,546.36
315	Sheriff Ofc/Forfeiture-Assets-Fed.	277,543.53	1,082.64	2,073.00	306.94	276,860.11
320	Constable Pct. 2 F/A	22.64	-	-	0.03	22.67
335	DA Asset Forfeiture-State	280,001.56	3,338.97	5,773.03	309.08	277,876.58
810	Toll Road Operations	17,944,643.02	1,736,526.69	318,153.26	21,097.42	19,384,113.87
390	Child Protective Service IV-E	79,113.00	-	3,573.13	84.82	75,624.69
402	Hope 3 Program Sales	5,514.80	-	-	6.09	5,520.89
410	Child Support IVD Reimb.	255,417.21	-	-	282.18	255,699.39
415	Local Law Enf.Block Grant	28,804.67	233.00	9,864.25	27.66	19,201.08

Prosperity Bank  
Money Market Accounts  
July 31, 2017

440	Supervision	2,791,617.49	268,084.17	449,179.57	3,088.92	2,613,611.01
205	Surface Water Supply Corp.	7,845.94	-	-	8.67	7,854.61
TREA	Treasurer's Account	3,214,524.01	20,229,394.56	22,184,542.35	6,292.35	1,265,668.57
INVE	FBC Investment Account	93,006.24	45,900.00	138,906.24	14.54	14.54
850M	Boon-Chapman Medical	958,455.66	4,000,152.97	2,605,930.39	1,653.18	2,354,331.42
850D	Boon-Chapman Dental	953,793.60	750,000.00	142,002.03	1,653.83	1,563,445.40
882	Boon-Chapman 125	54,595.73	57,358.44	41,915.36	70.39	70,109.20
884	Fee Officer's Account	1,515,711.78	1,632,745.23	2,348,523.24	-	799,933.77
912	JP Credit Card Processing	63,599.38	244,192.73	230,225.66	74.97	77,641.42
908	EMS Credit Card Processing	9,662.44	15,679.65	10,390.04	8.88	14,960.93
600/605	Debt Service Account	16,637,760.08	139,950.47	2,000.00	18,469.23	16,794,179.78
GAS	FBC Fuel Account (Susser)	6.16	270,835.58	270,841.74	15.96	15.96
332	Fire Marshal St. Ass't. Forfeiture	661.68	-	-	0.73	662.41
JE04	JP #4 E-Filing	516.95	5,678.00	4,454.95	1.24	1,741.24
DACC	D A Credit Card Processing	176.71	10,960.42	6,048.54	1.54	5,090.13
PTCC	Public Transportation Credit Cards	177.38	1,080.30	984.02	0.29	273.95
CSCC	CSCD Credit Card	100,653.25	110,579.70	116,372.16	66.42	94,927.21
LBCC	Library Credit Card	524.28	13,539.79	11,775.74	2.84	2,291.17
JUCC	Juvenile Credit Card	322.66	1,667.70	1,632.66	0.41	358.11
815	Grand Pkwy Toll Road Ops	7,094,374.74	1,787,926.16	464,086.46	9,047.39	8,427,261.83
145	Emergency Svc Dist 100	3,416,087.10	457,094.31	-	4,091.18	3,877,272.59
130	Assistant Dist Number 1	15,910,737.13	290,837.03	1,500.00	17,764.32	16,217,838.48
131	Assistant Dist Number 2	1,867,108.26	164,491.38	321,006.25	1,988.30	1,712,581.69
133	Assistant Dist Number 4	649,404.19	16,065.03	425.00	727.60	665,771.82
134	Assistant Dist Number 5	139,173.16	4,229.84	425.00	156.30	143,134.30
805	Grand Pkwy Toll RD Rev Bond	3,960,621.41	-	137,582.80	4,316.49	3,827,355.10
206	Industrial Development Corp	124,948.04	-	-	138.04	125,086.08
135	Assistant Dist Number 6	2,271,040.34	102,385.25	527,843.40	2,554.80	1,848,136.99
CCCS	Non Fee Officer CC Clearing Acct	53,997.33	53,620.97	121.67	90.08	107,586.71
801	Sr. Lien Toll Rd Rev Bonds 2014	1,245,717.12	-	289,463.24	1,251.94	957,505.82
802	Sr. Lien Toll Rd Rev Bonds 2016	18,346,664.93	-	3,794,441.35	18,489.55	14,570,713.13
JPMT	Juror Payments	7,299.45	28,472.00	15,771.45	14.32	20,014.32
	Engineering Permitting E-Check	7,447.12	470.00	117.12	8.38	7,808.38

Prosperity Bank  
Money Market Accounts  
July 31, 2017

207	<b>FBC Historical Commission</b>	-	<b>1,844.32</b>	<b>1,767.00</b>	<b>0.10</b>	<b>77.42</b>
208	<b>East FBC Development</b>	-	-	-	-	-
742	<b>Facilities Bonds 2016</b>	<b>26,206,611.96</b>	<b>14,000.00</b>	<b>3,963,429.86</b>	<b>27,351.13</b>	<b>22,284,533.23</b>
744	<b>Mobility Bonds 2016</b>	<b>19,905,747.76</b>	<b>45,000.00</b>	<b>1,388,801.16</b>	<b>21,377.65</b>	<b>18,583,324.25</b>
748	<b>Mobility Bonds 2017</b>	<b>3,773,678.87</b>	-	-	<b>4,169.03</b>	<b>3,777,847.90</b>
750	<b>Mission Bend/Four Corners</b>	-	<b>17,000,000.00</b>	-	<b>3,041.37</b>	<b>17,003,041.37</b>
JE11	<b>JP 1-1 E-Filing</b>	<b>156.46</b>	<b>2,203.50</b>	<b>2,297.96</b>	<b>0.57</b>	<b>62.57</b>
JE12	<b>JP 1-2 E-Filing</b>	<b>0.39</b>	<b>3,819.00</b>	<b>3,112.39</b>	<b>0.70</b>	<b>707.70</b>
JE02	<b>JP 2 E-Filing</b>	<b>102.65</b>	<b>7,654.75</b>	<b>5,693.40</b>	<b>1.64</b>	<b>2,065.64</b>
JE03	<b>JP 3 E-Filing</b>	<b>275.78</b>	<b>6,168.00</b>	<b>5,083.78</b>	<b>1.59</b>	<b>1,361.59</b>
	<b>Total</b>	<b>289,314,337.25</b>	<b>74,224,406.93</b>	<b>86,151,143.28</b>	<b>308,797.95</b>	<b>277,696,398.85</b>