

Investment Report

Ft. Bend County


11/01/16 - 11/30/16

1

This report summarizes the investment position of Ft. Bend County for the period 11/01/16 to 11/30/16.

| | 10/31/16 | 11/30/16 |
|---|----------------|----------------|
| Book Value | 329,382,785.57 | 304,497,868.25 |
| Market Value | 329,282,841.39 | 304,215,675.48 |
| Par Value | 329,376,696.39 | 304,492,130.48 |
| Change in Market Value | | -182,600.00 |
| Weighted Average Maturity (in Days) | 76 | 78 |
| Weighted Average Yield-to-Maturity of Portfolio | 0.7280% | 0.7849% |
| Yield-to-Maturity of | 0.0000% | 0.0000% |
| Accrued Interest | | 26,900.00 |


This report is presented in accordance with the Texas Government Code Title 10 Section 2256.023. The below signed hereby certify that, to the best of their knowledge on the date this report was created, Ft. Bend County is in compliance with the provisions of Government Code 2256 and with the stated policies and strategies of Ft. Bend County.



 Director of Finance & Investments

2-6-17

 Date



 County Treasurer

2/6/2017

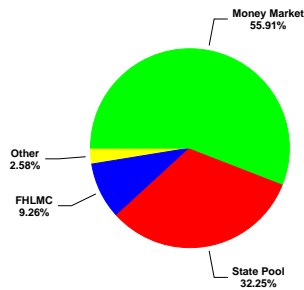
 Date

Investment Report

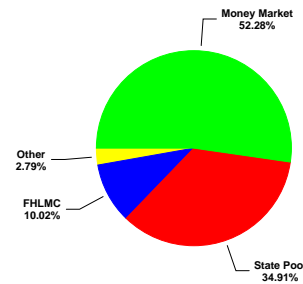
Ft. Bend County

11/01/16 - 11/30/16

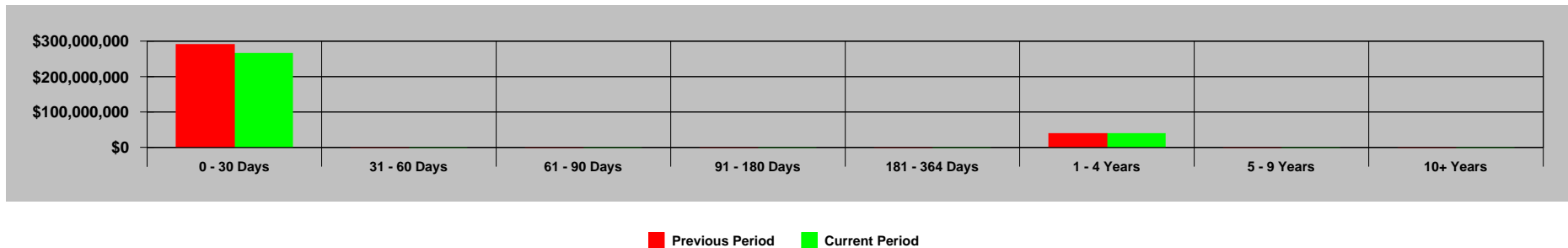
Portfolio Composition - 10/31/16



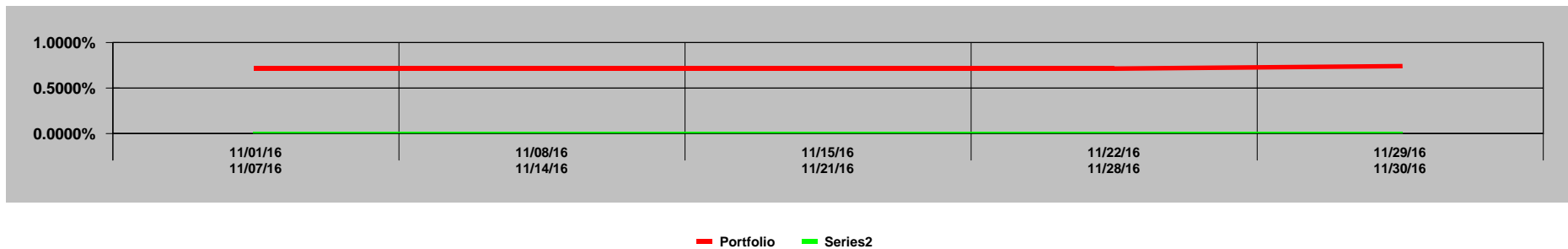
Portfolio Composition - 11/30/16



Maturity Aging - 10/31/16 vs 11/30/16



Portfolio Performance - 11/01/16 to 11/30/16



GASB 31 Compliance
Ft. Bend County
Effective Interest - Actual Life
Receipts in Period
11/01/16 - 11/30/16

| CUSIP | Invest Number | Security Description | Purchase Date | Sale Date | Valuation Method | Yield Earned | Price Source 11/01/16 | Beginning Unit Price | Par Value On 11/01/16 | Reported Value 11/01/16 | Purchase Cost | Sales Proceeds | Ending Unit Price | Par Value On 11/30/16 | Price Source 11/30/16 | Reported Value 11/30/16 | Change in Fair Value | Interest | Net Investment Income |
|---------------------------------|---------------|----------------------|---------------|-----------|------------------|---------------|-----------------------|----------------------|-----------------------|-------------------------|---------------|----------------------|-------------------|-----------------------|-----------------------|-------------------------|----------------------|-------------------|-----------------------|
| 3137BARA3 | 16-0001 | FHLMC 0.75 04/09/18 | 06/29/16 | Open | Fair Value | -2.6192 | FTI | 0.998830 | 6,000,000.00 | 5,992,980.00 | 0.00 | 0.00 | 0.996020 | 6,000,000.00 | FTI | 5,976,120.00 | -16,860.00 | 3,750.00 | -13,110.00 |
| 3134GSH42 | 16-0002 | FHLMC 0.70 12/29/17 | 06/30/16 | Open | Fair Value | -2.5520 | FTI | 0.998090 | 10,000,000.00 | 9,980,900.00 | 0.00 | 0.00 | 0.995380 | 10,000,000.00 | FTI | 9,953,800.00 | -27,100.00 | 5,833.33 | -21,266.67 |
| 3134GSG76 | 16-0003 | FHLMC 0.80 06/29/18 | 06/30/16 | Open | Fair Value | -4.0120 | FTI | 0.997310 | 14,500,000.00 | 14,460,995.00 | 0.00 | 0.00 | 0.993300 | 14,500,000.00 | FTI | 14,402,850.00 | -58,145.00 | 9,666.67 | -48,478.33 |
| 3133BGJX4 | 16-0004 | FFCB 1.08 07/05/19 | 07/05/16 | Open | Fair Value | -10.284 | FTI | 0.996620 | 8,500,000.00 | 8,471,270.00 | 0.00 | 0.00 | 0.987150 | 8,500,000.00 | FTI | 8,390,775.00 | -80,495.00 | 7,650.00 | -72,845.00 |
| Prosperity-Money Market Accts. | AR-0009 | Money Market | 11/30/03 | Open | Fair Value | 0.6225 | Manual | 1.000000 | 184,144,856.74 | 184,144,856.74 | 0.00 | 24,957,373.85 | 1.000000 | 159,187,482.89 | Manual | 159,187,482.89 | 0.00 | 93,526.26 | 93,526.26 |
| MB02-MBIA General | AR-0015 | State Pool | 11/01/08 | Open | Fair Value | 0.8360 | Manual | 1.000000 | 284,392.12 | 284,392.12 | 0.00 | -194.89 | 1.000000 | 284,587.01 | Manual | 284,587.01 | 0.00 | 194.89 | 194.89 |
| MB03-MBIA Road & Bridge | AR-0016 | State Pool | 11/01/08 | Open | Fair Value | 0.8361 | Manual | 1.000000 | 7,971,772.25 | 7,971,772.25 | 0.00 | -5,463.69 | 1.000000 | 7,977,235.94 | Manual | 7,977,235.94 | 0.00 | 5,463.69 | 5,463.69 |
| MB04-MBIA Drainage | AR-0017 | State Pool | 11/01/08 | Open | Fair Value | 0.8361 | Manual | 1.000000 | 7,153,408.11 | 7,153,408.11 | 0.00 | -4,902.82 | 1.000000 | 7,158,310.93 | Manual | 7,158,310.93 | 0.00 | 4,902.82 | 4,902.82 |
| MB06-MBIA Toll Rd. Operations | AR-0019 | State Pool | 11/01/08 | Open | Fair Value | 0.8361 | Manual | 1.000000 | 8,303,486.00 | 8,303,486.00 | 0.00 | -5,691.07 | 1.000000 | 8,309,177.07 | Manual | 8,309,177.07 | 0.00 | 5,691.07 | 5,691.07 |
| TT00-TX TERM General | AR-0022 | State Pool | 11/01/08 | Open | Fair Value | 0.4454 | Manual | 1.000000 | 1,013.50 | 1,013.50 | 0.00 | -0.37 | 1.000000 | 1,013.87 | Manual | 1,013.87 | 0.00 | 0.37 | 0.37 |
| TT02-TX TERM Toll Rd. Operation | AR-0024 | State Pool | 11/01/08 | Open | Fair Value | 0.4459 | Manual | 1.000000 | 1,012.34 | 1,012.34 | 0.00 | -0.37 | 1.000000 | 1,012.71 | Manual | 1,012.71 | 0.00 | 0.37 | 0.37 |
| TT04-TX TERM Road & Bridge | AR-0026 | State Pool | 11/01/08 | Open | Fair Value | 0.4467 | Manual | 1.000000 | 1,010.50 | 1,010.50 | 0.00 | -0.37 | 1.000000 | 1,010.87 | Manual | 1,010.87 | 0.00 | 0.37 | 0.37 |
| TT05-TX TERM Drainage | AR-0027 | State Pool | 11/01/08 | Open | Fair Value | 0.4367 | Manual | 1.000000 | 335.25 | 335.25 | 0.00 | -0.12 | 1.000000 | 335.37 | Manual | 335.37 | 0.00 | 0.12 | 0.12 |
| LOG1-Logic- General | AR-0028 | State Pool | 11/10/08 | Open | Fair Value | 0.7817 | Manual | 1.000000 | 1,014.41 | 1,014.41 | 0.00 | -0.65 | 1.000000 | 1,015.06 | Manual | 1,015.06 | 0.00 | 0.65 | 0.65 |
| LOG2-Logic-Toll Rd.Operations | AR-0029 | State Pool | 11/10/08 | Open | Fair Value | 0.7770 | Manual | 1.000000 | 1,020.57 | 1,020.57 | 0.00 | -0.65 | 1.000000 | 1,021.22 | Manual | 1,021.22 | 0.00 | 0.65 | 0.65 |
| LOG5-Logic-Drainage | AR-0032 | State Pool | 11/10/08 | Open | Fair Value | 0.7819 | Manual | 1.000000 | 1,014.19 | 1,014.19 | 0.00 | -0.65 | 1.000000 | 1,014.84 | Manual | 1,014.84 | 0.00 | 0.65 | 0.65 |
| LOG8-Logic-Road & Bridge | AR-0035 | State Pool | 11/10/08 | Open | Fair Value | 0.7816 | Manual | 1.000000 | 1,014.61 | 1,014.61 | 0.00 | -0.65 | 1.000000 | 1,015.26 | Manual | 1,015.26 | 0.00 | 0.65 | 0.65 |
| MB12-MBIA ESD 100 AGREEMENT | AR-0041 | State Pool | 08/31/16 | Open | Fair Value | 0.8361 | Manual | 1.000000 | 3,905,270.00 | 3,905,270.00 | 0.00 | -2,676.59 | 1.000000 | 3,907,946.59 | Manual | 3,907,946.59 | 0.00 | 2,676.59 | 2,676.59 |
| MB13-MBIA ASSISTANCE DIST #1 | AR-0042 | State Pool | 08/31/16 | Open | Fair Value | 0.8361 | Manual | 1.000000 | 10,013,512.84 | 10,013,512.84 | 0.00 | -6,863.05 | 1.000000 | 10,020,375.89 | Manual | 10,020,375.89 | 0.00 | 6,863.05 | 6,863.05 |
| MB14-MBIA GR PARKWAY OPERATIONS | AR-0043 | State Pool | 08/31/16 | Open | Fair Value | 0.8361 | Manual | 1.000000 | 8,511,485.90 | 8,511,485.90 | 0.00 | -5,833.62 | 1.000000 | 8,517,319.52 | Manual | 8,517,319.52 | 0.00 | 5,833.62 | 5,833.62 |
| MB15-FACILITIES BONDS 2016 | AR-0044 | State Pool | 08/31/16 | Open | Fair Value | 0.8361 | Manual | 1.000000 | 30,040,538.53 | 30,040,538.53 | 0.00 | -20,589.19 | 1.000000 | 30,061,127.72 | Manual | 30,061,127.72 | 0.00 | 20,589.19 | 20,589.19 |
| MB16-MOBILITY BONDS 2016 | AR-0045 | State Pool | 08/31/16 | Open | Fair Value | 0.8361 | Manual | 1.000000 | 30,040,538.53 | 30,040,538.53 | 0.00 | -20,589.19 | 1.000000 | 30,061,127.72 | Manual | 30,061,127.72 | 0.00 | 20,589.19 | 20,589.19 |
| Investment Total | | | | | | <u>0.0394</u> | | <u>0.999715</u> | <u>329,376,696.39</u> | <u>329,282,841.39</u> | <u>0.00</u> | <u>24,884,565.91</u> | <u>0.999092</u> | <u>304,492,130.48</u> | | <u>304,215,675.48</u> | <u>-182,600.00</u> | <u>193,234.20</u> | <u>10,634.20</u> |

Portfolio Position
Ft. Bend County
Effective Interest - Actual Life
Receipts in Period
11/01/16 - 11/30/16

4

| CUSIP | Invest Number | Security Description | Purchase Date | Call Date | Par Value On 11/01/16 | Par Value On 11/30/16 | Market Val On 11/01/16 | Market Val On 11/30/16 | Purchase Cost | Sales Proceeds | Original Princ/Cost | Amor Value On 11/01/16 | Amor Value On 11/30/16 |
|---|---------------|----------------------|---------------|-----------|-----------------------|-----------------------|------------------------|------------------------|---------------|----------------|----------------------|------------------------|------------------------|
| 130 - Assistance Dist #1 | | | | | | | | | | | | | |
| State Pool | | | | | | | | | | | | | |
| MB13-MBIA ASSISTANCE DIST #1 | AR-0042 | State Pool | 08/31/16 | Open | <u>10,013,512.84</u> | <u>10,020,375.89</u> | <u>10,013,512.84</u> | <u>10,020,375.89</u> | <u>0.00</u> | <u>0.00</u> | <u>10,000,000.00</u> | <u>10,013,512.84</u> | <u>10,020,375.89</u> |
| State Pool Total | | | | | <u>10,013,512.84</u> | <u>10,020,375.89</u> | <u>10,013,512.84</u> | <u>10,020,375.89</u> | <u>0.00</u> | <u>0.00</u> | <u>10,000,000.00</u> | <u>10,013,512.84</u> | <u>10,020,375.89</u> |
| 130 - Assistance Dist #1 Total | | | | | <u>10,013,512.84</u> | <u>10,020,375.89</u> | <u>10,013,512.84</u> | <u>10,020,375.89</u> | <u>0.00</u> | <u>0.00</u> | <u>10,000,000.00</u> | <u>10,013,512.84</u> | <u>10,020,375.89</u> |
| 145 - ESD 100 Agreement | | | | | | | | | | | | | |
| State Pool | | | | | | | | | | | | | |
| MB12-MBIA ESD 100 AGREEMENT | AR-0041 | State Pool | 08/31/16 | Open | <u>3,905,270.00</u> | <u>3,907,946.59</u> | <u>3,905,270.00</u> | <u>3,907,946.59</u> | <u>0.00</u> | <u>0.00</u> | <u>3,900,000.00</u> | <u>3,905,270.00</u> | <u>3,907,946.59</u> |
| State Pool Total | | | | | <u>3,905,270.00</u> | <u>3,907,946.59</u> | <u>3,905,270.00</u> | <u>3,907,946.59</u> | <u>0.00</u> | <u>0.00</u> | <u>3,900,000.00</u> | <u>3,905,270.00</u> | <u>3,907,946.59</u> |
| 145 - ESD 100 Agreement Total | | | | | <u>3,905,270.00</u> | <u>3,907,946.59</u> | <u>3,905,270.00</u> | <u>3,907,946.59</u> | <u>0.00</u> | <u>0.00</u> | <u>3,900,000.00</u> | <u>3,905,270.00</u> | <u>3,907,946.59</u> |
| 810 - FBC Toll Road Operations | | | | | | | | | | | | | |
| State Pool | | | | | | | | | | | | | |
| TT02-TX TERM Toll Rd. Operation | AR-0024 | State Pool | 11/01/08 | Open | <u>0.00</u> | <u>0.00</u> | <u>0.00</u> | <u>0.00</u> | <u>0.00</u> | <u>0.00</u> | <u>0.00</u> | <u>0.00</u> | <u>0.00</u> |
| State Pool Total | | | | | <u>0.00</u> | <u>0.00</u> | <u>0.00</u> | <u>0.00</u> | <u>0.00</u> | <u>0.00</u> | <u>0.00</u> | <u>0.00</u> | <u>0.00</u> |
| 810 - FBC Toll Road Operations Total | | | | | <u>0.00</u> | <u>0.00</u> | <u>0.00</u> | <u>0.00</u> | <u>0.00</u> | <u>0.00</u> | <u>0.00</u> | <u>0.00</u> | <u>0.00</u> |
| 742 - Facilities Bond Projects 2016 | | | | | | | | | | | | | |
| State Pool | | | | | | | | | | | | | |
| MB15-FACILITIES BONDS 2016 | AR-0044 | State Pool | 08/31/16 | Open | <u>30,040,538.53</u> | <u>30,061,127.72</u> | <u>30,040,538.53</u> | <u>30,061,127.72</u> | <u>0.00</u> | <u>0.00</u> | <u>30,000,000.00</u> | <u>30,040,538.53</u> | <u>30,061,127.72</u> |
| State Pool Total | | | | | <u>30,040,538.53</u> | <u>30,061,127.72</u> | <u>30,040,538.53</u> | <u>30,061,127.72</u> | <u>0.00</u> | <u>0.00</u> | <u>30,000,000.00</u> | <u>30,040,538.53</u> | <u>30,061,127.72</u> |
| 742 - Facilities Bond Projects 2016 Total | | | | | <u>30,040,538.53</u> | <u>30,061,127.72</u> | <u>30,040,538.53</u> | <u>30,061,127.72</u> | <u>0.00</u> | <u>0.00</u> | <u>30,000,000.00</u> | <u>30,040,538.53</u> | <u>30,061,127.72</u> |
| 815 - Grand Parkway Operations | | | | | | | | | | | | | |
| State Pool | | | | | | | | | | | | | |
| MB14-MBIA GR PARKWAY OPERATIONS | AR-0043 | State Pool | 08/31/16 | Open | <u>8,511,485.90</u> | <u>8,517,319.52</u> | <u>8,511,485.90</u> | <u>8,517,319.52</u> | <u>0.00</u> | <u>0.00</u> | <u>8,500,000.00</u> | <u>8,511,485.90</u> | <u>8,517,319.52</u> |
| State Pool Total | | | | | <u>8,511,485.90</u> | <u>8,517,319.52</u> | <u>8,511,485.90</u> | <u>8,517,319.52</u> | <u>0.00</u> | <u>0.00</u> | <u>8,500,000.00</u> | <u>8,511,485.90</u> | <u>8,517,319.52</u> |
| 815 - Grand Parkway Operations Total | | | | | <u>8,511,485.90</u> | <u>8,517,319.52</u> | <u>8,511,485.90</u> | <u>8,517,319.52</u> | <u>0.00</u> | <u>0.00</u> | <u>8,500,000.00</u> | <u>8,511,485.90</u> | <u>8,517,319.52</u> |
| LOG5 - LOGIC DRAINAGE | | | | | | | | | | | | | |
| State Pool | | | | | | | | | | | | | |
| LOG5-Logic-Drainage | AR-0032 | State Pool | 11/10/08 | Open | <u>1,014.19</u> | <u>1,014.84</u> | <u>1,014.19</u> | <u>1,014.84</u> | <u>0.00</u> | <u>0.00</u> | <u>500,000.00</u> | <u>1,014.19</u> | <u>1,014.84</u> |
| State Pool Total | | | | | <u>1,014.19</u> | <u>1,014.84</u> | <u>1,014.19</u> | <u>1,014.84</u> | <u>0.00</u> | <u>0.00</u> | <u>500,000.00</u> | <u>1,014.19</u> | <u>1,014.84</u> |
| LOG5 - LOGIC DRAINAGE Total | | | | | <u>1,014.19</u> | <u>1,014.84</u> | <u>1,014.19</u> | <u>1,014.84</u> | <u>0.00</u> | <u>0.00</u> | <u>500,000.00</u> | <u>1,014.19</u> | <u>1,014.84</u> |
| LOG1 - LOGIC GENERAL | | | | | | | | | | | | | |
| State Pool | | | | | | | | | | | | | |
| LOG1-Logic- General | AR-0028 | State Pool | 11/10/08 | Open | <u>1,014.41</u> | <u>1,015.06</u> | <u>1,014.41</u> | <u>1,015.06</u> | <u>0.00</u> | <u>0.00</u> | <u>10,000,000.00</u> | <u>1,014.41</u> | <u>1,015.06</u> |
| State Pool Total | | | | | <u>1,014.41</u> | <u>1,015.06</u> | <u>1,014.41</u> | <u>1,015.06</u> | <u>0.00</u> | <u>0.00</u> | <u>10,000,000.00</u> | <u>1,014.41</u> | <u>1,015.06</u> |
| LOG1 - LOGIC GENERAL Total | | | | | <u>1,014.41</u> | <u>1,015.06</u> | <u>1,014.41</u> | <u>1,015.06</u> | <u>0.00</u> | <u>0.00</u> | <u>10,000,000.00</u> | <u>1,014.41</u> | <u>1,015.06</u> |
| LOG8 - LOGIC ROAD & BRIDGE | | | | | | | | | | | | | |
| State Pool | | | | | | | | | | | | | |
| LOG8-Logic-Road & Bridge | AR-0035 | State Pool | 11/10/08 | Open | <u>1,014.61</u> | <u>1,015.26</u> | <u>1,014.61</u> | <u>1,015.26</u> | <u>0.00</u> | <u>0.00</u> | <u>1,000,000.00</u> | <u>1,014.61</u> | <u>1,015.26</u> |
| State Pool Total | | | | | <u>1,014.61</u> | <u>1,015.26</u> | <u>1,014.61</u> | <u>1,015.26</u> | <u>0.00</u> | <u>0.00</u> | <u>1,000,000.00</u> | <u>1,014.61</u> | <u>1,015.26</u> |
| LOG8 - LOGIC ROAD & BRIDGE Total | | | | | <u>1,014.61</u> | <u>1,015.26</u> | <u>1,014.61</u> | <u>1,015.26</u> | <u>0.00</u> | <u>0.00</u> | <u>1,000,000.00</u> | <u>1,014.61</u> | <u>1,015.26</u> |
| LOG2 - LOGIC TOLL OPERATIONS | | | | | | | | | | | | | |
| State Pool | | | | | | | | | | | | | |
| LOG2-Logic-Toll Rd.Operations | AR-0029 | State Pool | 11/10/08 | Open | <u>1,020.57</u> | <u>1,021.22</u> | <u>1,020.57</u> | <u>1,021.22</u> | <u>0.00</u> | <u>0.00</u> | <u>2,000,000.00</u> | <u>1,020.57</u> | <u>1,021.22</u> |
| State Pool Total | | | | | <u>1,020.57</u> | <u>1,021.22</u> | <u>1,020.57</u> | <u>1,021.22</u> | <u>0.00</u> | <u>0.00</u> | <u>2,000,000.00</u> | <u>1,020.57</u> | <u>1,021.22</u> |
| LOG2 - LOGIC TOLL OPERATIONS Total | | | | | <u>1,020.57</u> | <u>1,021.22</u> | <u>1,020.57</u> | <u>1,021.22</u> | <u>0.00</u> | <u>0.00</u> | <u>2,000,000.00</u> | <u>1,020.57</u> | <u>1,021.22</u> |
| MB04 - MBIA DRAINAGE | | | | | | | | | | | | | |
| State Pool | | | | | | | | | | | | | |

Portfolio Position
Ft. Bend County
Effective Interest - Actual Life
Receipts in Period
11/01/16 - 11/30/16

5

| CUSIP | Invest Number | Security Description | Purchase Date | Call Date | Par Value On 11/01/16 | Par Value On 11/30/16 | Market Val On 11/01/16 | Market Val On 11/30/16 | Purchase Cost | Sales Proceeds | Original Princ/Cost | Amor Value On 11/01/16 | Amor Value On 11/30/16 |
|--|---------------|----------------------|---------------|-----------|-----------------------|-----------------------|------------------------|------------------------|---------------|----------------|----------------------|------------------------|------------------------|
| MB04-MBIA Drainage | AR-0017 | State Pool | 11/01/08 | Open | <u>7,153,408.11</u> | <u>7,158,310.93</u> | <u>7,153,408.11</u> | <u>7,158,310.93</u> | <u>0.00</u> | <u>0.00</u> | <u>1,267,218.21</u> | <u>7,153,408.11</u> | <u>7,158,310.93</u> |
| State Pool Total | | | | | <u>7,153,408.11</u> | <u>7,158,310.93</u> | <u>7,153,408.11</u> | <u>7,158,310.93</u> | <u>0.00</u> | <u>0.00</u> | <u>1,267,218.21</u> | <u>7,153,408.11</u> | <u>7,158,310.93</u> |
| MB04 - MBIA DRAINAGE Total | | | | | <u>7,153,408.11</u> | <u>7,158,310.93</u> | <u>7,153,408.11</u> | <u>7,158,310.93</u> | <u>0.00</u> | <u>0.00</u> | <u>1,267,218.21</u> | <u>7,153,408.11</u> | <u>7,158,310.93</u> |
| MB02 - MBIA GENERAL | | | | | | | | | | | | | |
| State Pool | | | | | | | | | | | | | |
| MB02-MBIA General | AR-0015 | State Pool | 11/01/08 | Open | <u>284,392.12</u> | <u>284,587.01</u> | <u>284,392.12</u> | <u>284,587.01</u> | <u>0.00</u> | <u>0.00</u> | <u>17,374,917.83</u> | <u>284,392.12</u> | <u>284,587.01</u> |
| State Pool Total | | | | | <u>284,392.12</u> | <u>284,587.01</u> | <u>284,392.12</u> | <u>284,587.01</u> | <u>0.00</u> | <u>0.00</u> | <u>17,374,917.83</u> | <u>284,392.12</u> | <u>284,587.01</u> |
| MB02 - MBIA GENERAL Total | | | | | <u>284,392.12</u> | <u>284,587.01</u> | <u>284,392.12</u> | <u>284,587.01</u> | <u>0.00</u> | <u>0.00</u> | <u>17,374,917.83</u> | <u>284,392.12</u> | <u>284,587.01</u> |
| MB03 - MBIA ROAD & BRIDGE | | | | | | | | | | | | | |
| State Pool | | | | | | | | | | | | | |
| MB03-MBIA Road & Bridge | AR-0016 | State Pool | 11/01/08 | Open | <u>7,971,772.25</u> | <u>7,977,235.94</u> | <u>7,971,772.25</u> | <u>7,977,235.94</u> | <u>0.00</u> | <u>0.00</u> | <u>2,856,438.24</u> | <u>7,971,772.25</u> | <u>7,977,235.94</u> |
| State Pool Total | | | | | <u>7,971,772.25</u> | <u>7,977,235.94</u> | <u>7,971,772.25</u> | <u>7,977,235.94</u> | <u>0.00</u> | <u>0.00</u> | <u>2,856,438.24</u> | <u>7,971,772.25</u> | <u>7,977,235.94</u> |
| MB03 - MBIA ROAD & BRIDGE Total | | | | | <u>7,971,772.25</u> | <u>7,977,235.94</u> | <u>7,971,772.25</u> | <u>7,977,235.94</u> | <u>0.00</u> | <u>0.00</u> | <u>2,856,438.24</u> | <u>7,971,772.25</u> | <u>7,977,235.94</u> |
| MB06 - MBIA TOLL RD OPERATIONS | | | | | | | | | | | | | |
| State Pool | | | | | | | | | | | | | |
| MB06-MBIA Toll Rd. Operations | AR-0019 | State Pool | 11/01/08 | Open | <u>8,303,486.00</u> | <u>8,309,177.07</u> | <u>8,303,486.00</u> | <u>8,309,177.07</u> | <u>0.00</u> | <u>0.00</u> | <u>3,143,377.27</u> | <u>8,303,486.00</u> | <u>8,309,177.07</u> |
| State Pool Total | | | | | <u>8,303,486.00</u> | <u>8,309,177.07</u> | <u>8,303,486.00</u> | <u>8,309,177.07</u> | <u>0.00</u> | <u>0.00</u> | <u>3,143,377.27</u> | <u>8,303,486.00</u> | <u>8,309,177.07</u> |
| MB06 - MBIA TOLL RD OPERATIONS Total | | | | | <u>8,303,486.00</u> | <u>8,309,177.07</u> | <u>8,303,486.00</u> | <u>8,309,177.07</u> | <u>0.00</u> | <u>0.00</u> | <u>3,143,377.27</u> | <u>8,303,486.00</u> | <u>8,309,177.07</u> |
| 744 - Mobility Project Bonds 2016 | | | | | | | | | | | | | |
| State Pool | | | | | | | | | | | | | |
| MB16-MOBILITY BONDS 2016 | AR-0045 | State Pool | 08/31/16 | Open | <u>30,040,538.53</u> | <u>30,061,127.72</u> | <u>30,040,538.53</u> | <u>30,061,127.72</u> | <u>0.00</u> | <u>0.00</u> | <u>30,000,000.00</u> | <u>30,040,538.53</u> | <u>30,061,127.72</u> |
| State Pool Total | | | | | <u>30,040,538.53</u> | <u>30,061,127.72</u> | <u>30,040,538.53</u> | <u>30,061,127.72</u> | <u>0.00</u> | <u>0.00</u> | <u>30,000,000.00</u> | <u>30,040,538.53</u> | <u>30,061,127.72</u> |
| 744 - Mobility Project Bonds 2016 Total | | | | | <u>30,040,538.53</u> | <u>30,061,127.72</u> | <u>30,040,538.53</u> | <u>30,061,127.72</u> | <u>0.00</u> | <u>0.00</u> | <u>30,000,000.00</u> | <u>30,040,538.53</u> | <u>30,061,127.72</u> |
| PROS - Prosperity Money Mkt. Accts. | | | | | | | | | | | | | |
| Money Market | | | | | | | | | | | | | |
| Prosperity-Money Market Accts. | AR-0009 | Money Market | 11/30/03 | Open | <u>184,144,856.74</u> | <u>159,187,482.89</u> | <u>184,144,856.74</u> | <u>159,187,482.89</u> | <u>0.00</u> | <u>0.00</u> | <u>12,505,577.66</u> | <u>184,144,856.74</u> | <u>159,187,482.89</u> |
| Money Market Total | | | | | <u>184,144,856.74</u> | <u>159,187,482.89</u> | <u>184,144,856.74</u> | <u>159,187,482.89</u> | <u>0.00</u> | <u>0.00</u> | <u>12,505,577.66</u> | <u>184,144,856.74</u> | <u>159,187,482.89</u> |
| PROS - Prosperity Money Mkt. Accts. Total | | | | | <u>184,144,856.74</u> | <u>159,187,482.89</u> | <u>184,144,856.74</u> | <u>159,187,482.89</u> | <u>0.00</u> | <u>0.00</u> | <u>12,505,577.66</u> | <u>184,144,856.74</u> | <u>159,187,482.89</u> |
| TT05 - TEXAS TERM DRAINAGE | | | | | | | | | | | | | |
| State Pool | | | | | | | | | | | | | |
| TT05-TX TERM Drainage | AR-0027 | State Pool | 11/01/08 | Open | <u>335.25</u> | <u>335.37</u> | <u>335.25</u> | <u>335.37</u> | <u>0.00</u> | <u>0.00</u> | <u>109,774.61</u> | <u>335.25</u> | <u>335.37</u> |
| State Pool Total | | | | | <u>335.25</u> | <u>335.37</u> | <u>335.25</u> | <u>335.37</u> | <u>0.00</u> | <u>0.00</u> | <u>109,774.61</u> | <u>335.25</u> | <u>335.37</u> |
| TT05 - TEXAS TERM DRAINAGE Total | | | | | <u>335.25</u> | <u>335.37</u> | <u>335.25</u> | <u>335.37</u> | <u>0.00</u> | <u>0.00</u> | <u>109,774.61</u> | <u>335.25</u> | <u>335.37</u> |
| TT00 - TEXAS TERM GENERAL | | | | | | | | | | | | | |
| State Pool | | | | | | | | | | | | | |
| TT00-TX TERM General | AR-0022 | State Pool | 11/01/08 | Open | <u>1,013.50</u> | <u>1,013.87</u> | <u>1,013.50</u> | <u>1,013.87</u> | <u>0.00</u> | <u>0.00</u> | <u>10,006,437.87</u> | <u>1,013.50</u> | <u>1,013.87</u> |
| State Pool Total | | | | | <u>1,013.50</u> | <u>1,013.87</u> | <u>1,013.50</u> | <u>1,013.87</u> | <u>0.00</u> | <u>0.00</u> | <u>10,006,437.87</u> | <u>1,013.50</u> | <u>1,013.87</u> |
| TT00 - TEXAS TERM GENERAL Total | | | | | <u>1,013.50</u> | <u>1,013.87</u> | <u>1,013.50</u> | <u>1,013.87</u> | <u>0.00</u> | <u>0.00</u> | <u>10,006,437.87</u> | <u>1,013.50</u> | <u>1,013.87</u> |
| TT04 - TEXAS TERM ROAD & BRIDGE | | | | | | | | | | | | | |
| State Pool | | | | | | | | | | | | | |
| TT04-TX TERM Road & Bridge | AR-0026 | State Pool | 11/01/08 | Open | <u>1,010.50</u> | <u>1,010.87</u> | <u>1,010.50</u> | <u>1,010.87</u> | <u>0.00</u> | <u>0.00</u> | <u>10,463.28</u> | <u>1,010.50</u> | <u>1,010.87</u> |
| State Pool Total | | | | | <u>1,010.50</u> | <u>1,010.87</u> | <u>1,010.50</u> | <u>1,010.87</u> | <u>0.00</u> | <u>0.00</u> | <u>10,463.28</u> | <u>1,010.50</u> | <u>1,010.87</u> |
| TT04 - TEXAS TERM ROAD & BRIDGE Total | | | | | <u>1,010.50</u> | <u>1,010.87</u> | <u>1,010.50</u> | <u>1,010.87</u> | <u>0.00</u> | <u>0.00</u> | <u>10,463.28</u> | <u>1,010.50</u> | <u>1,010.87</u> |
| TT02 - TEXAS TERM TOLL OPERATIONS | | | | | | | | | | | | | |
| State Pool | | | | | | | | | | | | | |
| TT02-TX TERM Toll Rd. Operation | AR-0024 | State Pool | 11/01/08 | Open | <u>1,012.34</u> | <u>1,012.71</u> | <u>1,012.34</u> | <u>1,012.71</u> | <u>0.00</u> | <u>0.00</u> | <u>0.00</u> | <u>1,012.34</u> | <u>1,012.71</u> |
| State Pool Total | | | | | <u>1,012.34</u> | <u>1,012.71</u> | <u>1,012.34</u> | <u>1,012.71</u> | <u>0.00</u> | <u>0.00</u> | <u>0.00</u> | <u>1,012.34</u> | <u>1,012.71</u> |

Portfolio Position

Ft. Bend County

Effective Interest - Actual Life

Receipts in Period

11/01/16 - 11/30/16

| CUSIP | Invest Number | Security Description | Purchase Date | Call Date | Par Value On 11/01/16 | Par Value On 11/30/16 | Market Val On 11/01/16 | Market Val On 11/30/16 | Purchase Cost | Sales Proceeds | Original Princ/Cost | Amor Value On 11/01/16 | Amor Value On 11/30/16 | |
|--|---------------|----------------------|---------------|-----------|-----------------------|-----------------------|------------------------|------------------------|-----------------------|----------------|---------------------|------------------------|------------------------|-----------------|
| TT02 - TEXAS TERM TOLL OPERATIONS Total | | | | | | <u>1,012.34</u> | <u>1,012.71</u> | <u>1,012.34</u> | <u>1,012.71</u> | <u>0.00</u> | <u>0.00</u> | <u>0.00</u> | <u>1,012.34</u> | <u>1,012.71</u> |
| 09 - Temporary Holding | | | | | | | | | | | | | | |
| FFCB | | | | | | | | | | | | | | |
| 3133EGY4 | 16-0004 | FFCB 1.08 07/05/19 | 07/05/16 | Open | 8,500,000.00 | 8,500,000.00 | 8,471,270.00 | 8,390,775.00 | 0.00 | 0.00 | 8,500,000.00 | 8,500,000.00 | 8,500,000.00 | |
| FFCB Total | | | | | | <u>8,500,000.00</u> | <u>8,500,000.00</u> | <u>8,471,270.00</u> | <u>8,390,775.00</u> | <u>0.00</u> | <u>0.00</u> | <u>8,500,000.00</u> | <u>8,500,000.00</u> | |
| FHLMC | | | | | | | | | | | | | | |
| 3134G9G76 | 16-0003 | FHLMC 0.80 06/29/18 | 06/30/16 | Open | 14,500,000.00 | 14,500,000.00 | 14,460,995.00 | 14,402,850.00 | 0.00 | 0.00 | 14,500,000.00 | 14,500,000.00 | 14,500,000.00 | |
| 3134G9H42 | 16-0002 | FHLMC 0.70 12/29/17 | 06/30/16 | Open | 10,000,000.00 | 10,000,000.00 | 9,980,900.00 | 9,953,800.00 | 0.00 | 0.00 | 10,000,000.00 | 10,000,000.00 | 10,000,000.00 | |
| 3137EABA3 | 16-0001 | FHLMC 0.75 04/09/18 | 06/29/16 | Open | 6,000,000.00 | 6,000,000.00 | 5,992,980.00 | 5,976,120.00 | 0.00 | 0.00 | 6,007,505.28 | 6,006,089.18 | 6,005,737.77 | |
| FHLMC Total | | | | | | <u>30,500,000.00</u> | <u>30,500,000.00</u> | <u>30,434,875.00</u> | <u>30,332,770.00</u> | <u>0.00</u> | <u>0.00</u> | <u>30,507,505.28</u> | <u>30,506,089.18</u> | |
| Money Market | | | | | | | | | | | | | | |
| Prosperity-Money Market Accts. | AR-0009 | Money Market | 11/30/03 | Open | 0.00 | 0.00 | 0.00 | 0.00 | 0.00 | 0.00 | 0.00 | 0.00 | 0.00 | |
| Money Market Total | | | | | | <u>0.00</u> | <u>0.00</u> | <u>0.00</u> | <u>0.00</u> | <u>0.00</u> | <u>0.00</u> | <u>0.00</u> | <u>0.00</u> | |
| 09 - Temporary Holding Total | | | | | | <u>39,000,000.00</u> | <u>39,000,000.00</u> | <u>38,906,145.00</u> | <u>38,723,545.00</u> | <u>0.00</u> | <u>0.00</u> | <u>39,007,505.28</u> | <u>39,006,089.18</u> | |
| Combined Port | | | | | | | | | | | | | | |
| FFCB | | | | | | | | | | | | | | |
| 3133EGY4 | 16-0004 | FFCB 1.08 07/05/19 | 07/05/16 | Open | 8,500,000.00 | 8,500,000.00 | 8,471,270.00 | 8,390,775.00 | 0.00 | 0.00 | 8,500,000.00 | 8,500,000.00 | 8,500,000.00 | |
| FFCB Total | | | | | | <u>8,500,000.00</u> | <u>8,500,000.00</u> | <u>8,471,270.00</u> | <u>8,390,775.00</u> | <u>0.00</u> | <u>0.00</u> | <u>8,500,000.00</u> | <u>8,500,000.00</u> | |
| FHLMC | | | | | | | | | | | | | | |
| 3134G9G76 | 16-0003 | FHLMC 0.80 06/29/18 | 06/30/16 | Open | 14,500,000.00 | 14,500,000.00 | 14,460,995.00 | 14,402,850.00 | 0.00 | 0.00 | 14,500,000.00 | 14,500,000.00 | 14,500,000.00 | |
| 3134G9H42 | 16-0002 | FHLMC 0.70 12/29/17 | 06/30/16 | Open | 10,000,000.00 | 10,000,000.00 | 9,980,900.00 | 9,953,800.00 | 0.00 | 0.00 | 10,000,000.00 | 10,000,000.00 | 10,000,000.00 | |
| 3137EABA3 | 16-0001 | FHLMC 0.75 04/09/18 | 06/29/16 | Open | 6,000,000.00 | 6,000,000.00 | 5,992,980.00 | 5,976,120.00 | 0.00 | 0.00 | 6,007,505.28 | 6,006,089.18 | 6,005,737.77 | |
| FHLMC Total | | | | | | <u>30,500,000.00</u> | <u>30,500,000.00</u> | <u>30,434,875.00</u> | <u>30,332,770.00</u> | <u>0.00</u> | <u>0.00</u> | <u>30,507,505.28</u> | <u>30,506,089.18</u> | |
| Money Market | | | | | | | | | | | | | | |
| Prosperity-Money Market Accts. | AR-0009 | Money Market | 11/30/03 | Open | 184,144,856.74 | 159,187,482.89 | 184,144,856.74 | 159,187,482.89 | 0.00 | 0.00 | 12,505,577.66 | 184,144,856.74 | 159,187,482.89 | |
| Money Market Total | | | | | | <u>184,144,856.74</u> | <u>159,187,482.89</u> | <u>184,144,856.74</u> | <u>159,187,482.89</u> | <u>0.00</u> | <u>0.00</u> | <u>12,505,577.66</u> | <u>184,144,856.74</u> | |
| State Pool | | | | | | | | | | | | | | |
| LOG1-Logic- General | AR-0028 | State Pool | 11/10/08 | Open | 1,014.41 | 1,015.06 | 1,014.41 | 1,015.06 | 0.00 | 0.00 | 10,000,000.00 | 1,014.41 | 1,015.06 | |
| LOG2-Logic-Toll Rd.Operations | AR-0029 | State Pool | 11/10/08 | Open | 1,020.57 | 1,021.22 | 1,020.57 | 1,021.22 | 0.00 | 0.00 | 2,000,000.00 | 1,020.57 | 1,021.22 | |
| LOG5-Logic-Drainage | AR-0032 | State Pool | 11/10/08 | Open | 1,014.19 | 1,014.84 | 1,014.19 | 1,014.84 | 0.00 | 0.00 | 500,000.00 | 1,014.19 | 1,014.84 | |
| LOG8-Logic-Road & Bridge | AR-0035 | State Pool | 11/10/08 | Open | 1,014.61 | 1,015.26 | 1,014.61 | 1,015.26 | 0.00 | 0.00 | 1,000,000.00 | 1,014.61 | 1,015.26 | |
| MB02-MBIA General | AR-0015 | State Pool | 11/01/08 | Open | 284,392.12 | 284,587.01 | 284,392.12 | 284,587.01 | 0.00 | 0.00 | 17,374,917.83 | 284,392.12 | 284,587.01 | |
| MB03-MBIA Road & Bridge | AR-0016 | State Pool | 11/01/08 | Open | 7,971,772.25 | 7,977,235.94 | 7,971,772.25 | 7,977,235.94 | 0.00 | 0.00 | 2,856,438.24 | 7,971,772.25 | 7,977,235.94 | |
| MB04-MBIA Drainage | AR-0017 | State Pool | 11/01/08 | Open | 7,153,408.11 | 7,158,310.93 | 7,153,408.11 | 7,158,310.93 | 0.00 | 0.00 | 1,267,218.21 | 7,153,408.11 | 7,158,310.93 | |
| MB06-MBIA Toll Rd. Operations | AR-0019 | State Pool | 11/01/08 | Open | 8,303,486.00 | 8,309,177.07 | 8,303,486.00 | 8,309,177.07 | 0.00 | 0.00 | 3,143,377.27 | 8,303,486.00 | 8,309,177.07 | |
| MB12-MBIA ESD 100 AGREEMENT | AR-0041 | State Pool | 08/31/16 | Open | 3,905,270.00 | 3,907,946.59 | 3,905,270.00 | 3,907,946.59 | 0.00 | 0.00 | 3,900,000.00 | 3,905,270.00 | 3,907,946.59 | |
| MB13-MBIA ASSISTANCE DIST #1 | AR-0042 | State Pool | 08/31/16 | Open | 10,013,512.84 | 10,020,375.89 | 10,013,512.84 | 10,020,375.89 | 0.00 | 0.00 | 10,000,000.00 | 10,013,512.84 | 10,020,375.89 | |
| MB14-MBIA GR PARKWAY OPERATIONS | AR-0043 | State Pool | 08/31/16 | Open | 8,511,485.90 | 8,517,319.52 | 8,511,485.90 | 8,517,319.52 | 0.00 | 0.00 | 8,500,000.00 | 8,511,485.90 | 8,517,319.52 | |
| MB15-FACILITIES BONDS 2016 | AR-0044 | State Pool | 08/31/16 | Open | 30,040,538.53 | 30,061,127.72 | 30,040,538.53 | 30,061,127.72 | 0.00 | 0.00 | 30,000,000.00 | 30,040,538.53 | 30,061,127.72 | |
| MB16-MOBILITY BONDS 2016 | AR-0045 | State Pool | 08/31/16 | Open | 30,040,538.53 | 30,061,127.72 | 30,040,538.53 | 30,061,127.72 | 0.00 | 0.00 | 30,000,000.00 | 30,040,538.53 | 30,061,127.72 | |
| TT00-TX TERM General | AR-0022 | State Pool | 11/01/08 | Open | 1,013.50 | 1,013.87 | 1,013.50 | 1,013.87 | 0.00 | 0.00 | 10,006,437.87 | 1,013.50 | 1,013.87 | |
| TT02-TX TERM Toll Rd. Operation | AR-0024 | State Pool | 11/01/08 | Open | 1,012.34 | 1,012.71 | 1,012.34 | 1,012.71 | 0.00 | 0.00 | 0.00 | 1,012.34 | 1,012.71 | |
| TT04-TX TERM Road & Bridge | AR-0026 | State Pool | 11/01/08 | Open | 1,010.50 | 1,010.87 | 1,010.50 | 1,010.87 | 0.00 | 0.00 | 10,463.28 | 1,010.50 | 1,010.87 | |
| TT05-TX TERM Drainage | AR-0027 | State Pool | 11/01/08 | Open | 335.25 | 335.37 | 335.25 | 335.37 | 0.00 | 0.00 | 109,774.61 | 335.25 | 335.37 | |
| State Pool Total | | | | | | <u>106,231,839.65</u> | <u>106,304,647.59</u> | <u>106,231,839.65</u> | <u>106,304,647.59</u> | <u>0.00</u> | <u>0.00</u> | <u>130,668,627.31</u> | <u>106,231,839.65</u> | |
| Combined Port Total | | | | | | <u>329,376,696.39</u> | <u>304,492,130.48</u> | <u>329,282,841.39</u> | <u>304,215,675.48</u> | <u>0.00</u> | <u>0.00</u> | <u>182,181,710.25</u> | <u>329,382,785.57</u> | |

Earnings and Yields Summary

7

Ft. Bend County Effective Interest - Actual Life Receipts in Period 11/01/16 - 11/30/16

| Security Description | 11/01/16 11/07/16 | 11/08/16 11/14/16 | 11/15/16 11/21/16 | 11/22/16 11/28/16 | 11/29/16 11/30/16 | 11/01/16 11/30/16 |
|----------------------|-------------------------|-------------------------|-------------------------|-------------------------|-------------------------|--------------------------|
| Combined Port | | | | | | |
| FFCB | 1,785.00 | 1,785.00 | 1,785.00 | 1,785.00 | 510.00 | 7,650.00 |
| FHLMC | 4,409.67 | 4,409.67 | 4,409.67 | 4,409.67 | 1,259.91 | 18,898.59 |
| Money Market | 21,873.52 | 21,873.53 | 21,873.53 | 21,873.53 | 6,032.15 | 93,526.26 |
| State Pool | <u>16,940.47</u> | <u>16,940.48</u> | <u>16,940.48</u> | <u>16,940.48</u> | <u>5,046.03</u> | <u>72,807.94</u> |
| Port Total | <u>45,008.66</u> | <u>45,008.68</u> | <u>45,008.68</u> | <u>45,008.68</u> | <u>12,848.09</u> | <u>192,882.79</u> |
| Combined Port | | | | | | |
| FFCB | 1.0800 | 1.0800 | 1.0800 | 1.0800 | 1.0800 | 1.0800 |
| FHLMC | 0.7434 | 0.7434 | 0.7434 | 0.7434 | 0.7434 | 0.7434 |
| Money Market | 0.6211 | 0.6211 | 0.6211 | 0.6211 | 0.6432 | 0.6225 |
| State Pool | <u>0.8338</u> | <u>0.8338</u> | <u>0.8338</u> | <u>0.8338</u> | <u>0.8690</u> | <u>0.8361</u> |
| Port Total | <u>0.7131</u> | <u>0.7131</u> | <u>0.7131</u> | <u>0.7131</u> | <u>0.7404</u> | <u>0.7148</u> |

Maturity Aging
Ft. Bend County
 Effective Interest - Actual Life
 Receipts in Period
 11/30/16

| CUSIP | Invest Number | Security Description | Purchase Date | Days to Maturity | Yield Matur |
|---------------------------------|---------------|----------------------|---------------|-------------------|----------------------|
| 0 - 30 Days | | | | | |
| LOG1-Logic- General | AR-0028 | State Pool | 11/10/08 | 1 | 0.8364 |
| LOG2-Logic-Toll Rd.Operations | AR-0029 | State Pool | 11/10/08 | 1 | 0.8364 |
| LOG5-Logic-Drainage | AR-0032 | State Pool | 11/10/08 | 1 | 0.8364 |
| LOG8-Logic-Road & Bridge | AR-0035 | State Pool | 11/10/08 | 1 | 0.8364 |
| MB02-MBIA General | AR-0015 | State Pool | 11/01/08 | 1 | 0.9000 |
| MB03-MBIA Road & Bridge | AR-0016 | State Pool | 11/01/08 | 1 | 0.9000 |
| MB04-MBIA Drainage | AR-0017 | State Pool | 11/01/08 | 1 | 0.9000 |
| MB06-MBIA Toll Rd. Operations | AR-0019 | State Pool | 11/01/08 | 1 | 0.9000 |
| MB12-MBIA ESD 100 AGREEMENT | AR-0041 | State Pool | 08/31/16 | 1 | 0.9000 |
| MB13-MBIA ASSISTANCE DIST #1 | AR-0042 | State Pool | 08/31/16 | 1 | 0.9000 |
| MB14-MBIA GR PARKWAY OPERATIONS | AR-0043 | State Pool | 08/31/16 | 1 | 0.9000 |
| MB15-FACILITIES BONDS 2016 | AR-0044 | State Pool | 08/31/16 | 1 | 0.9000 |
| MB16-MOBILITY BONDS 2016 | AR-0045 | State Pool | 08/31/16 | 1 | 0.9000 |
| Prosperity-Money Market Accts. | AR-0009 | Money Market | 11/30/03 | 1 | 0.7000 |
| TT00-TX TERM General | AR-0022 | State Pool | 11/01/08 | 1 | 0.4500 |
| TT02-TX TERM Toll Rd. Operation | AR-0024 | State Pool | 11/01/08 | 1 | 0.4500 |
| TT04-TX TERM Road & Bridge | AR-0026 | State Pool | 11/01/08 | 1 | 0.4500 |
| TT05-TX TERM Drainage | AR-0027 | State Pool | 11/01/08 | <u>1</u> | <u>0.4500</u> |
| 0 - 30 Days Total | | | | <u>1</u> | <u>0.7801</u> |
| 1 - 4 Years | | | | | |
| 3133EGJX4 | 16-0004 | FFCB 1.08 07/05/19 | 07/05/16 | 947 | 1.0800 |
| 3134G9G76 | 16-0003 | FHLMC 0.80 06/29/18 | 06/30/16 | 569 | 0.8000 |
| 3134G9H42 | 16-0002 | FHLMC 0.70 12/29/17 | 06/30/16 | 389 | 0.7000 |
| 3137EAEA3 | 16-0001 | FHLMC 0.75 04/09/18 | 06/29/16 | <u>489</u> | <u>0.6790</u> |
| 1 - 4 Years Total | | | | <u>593</u> | <u>0.8167</u> |
| Investment Total | | | | <u>78</u> | <u>0.7849</u> |

Activity Statement
Ft. Bend County
 Effective Interest - Actual Life
 Receipts in Period
 11/01/16 - 11/30/16

| Purchase Date | Sale Date | CUSIP | Invest Number | Security Description | Amor Value On 11/01/16 | Changes In Principal | Purchase Cost | Sales Proceeds | Purchased Interest | Int/Div Rec In the Perd | Amor Value On 11/30/16 |
|---------------------------|-----------|---------------------------------|---------------|----------------------|------------------------|-----------------------|---------------|----------------|--------------------|-------------------------|------------------------|
| FFCB | | | | | | | | | | | |
| 07/05/16 | Open | 3133EGJX4 | 16-0004 | FFCB 1.08 07/05/19 | 8,500,000.00 | 0.00 | 0.00 | 0.00 | 0.00 | 0.00 | 8,500,000.00 |
| FFCB Total | | | | | <u>8,500,000.00</u> | <u>0.00</u> | <u>0.00</u> | <u>0.00</u> | <u>0.00</u> | <u>0.00</u> | <u>8,500,000.00</u> |
| FHLMC | | | | | | | | | | | |
| 06/29/16 | Open | 3137EAEA3 | 16-0001 | FHLMC 0.75 04/09/18 | 6,006,089.18 | 0.00 | 0.00 | 0.00 | 0.00 | 0.00 | 6,005,737.77 |
| 06/30/16 | Open | 3134G9H42 | 16-0002 | FHLMC 0.70 12/29/17 | 10,000,000.00 | 0.00 | 0.00 | 0.00 | 0.00 | 0.00 | 10,000,000.00 |
| 06/30/16 | Open | 3134G9G76 | 16-0003 | FHLMC 0.80 06/29/18 | 14,500,000.00 | 0.00 | 0.00 | 0.00 | 0.00 | 0.00 | 14,500,000.00 |
| FHLMC Total | | | | | <u>30,506,089.18</u> | <u>0.00</u> | <u>0.00</u> | <u>0.00</u> | <u>0.00</u> | <u>0.00</u> | <u>30,505,737.77</u> |
| Money Market | | | | | | | | | | | |
| 11/30/03 | Open | Prosperity-Money Market Accts. | AR-0009 | Money Market | 184,144,856.74 | -24,957,373.85 | 0.00 | 0.00 | 0.00 | 93,526.26 | 159,187,482.89 |
| Money Market Total | | | | | <u>184,144,856.74</u> | <u>-24,957,373.85</u> | <u>0.00</u> | <u>0.00</u> | <u>0.00</u> | <u>93,526.26</u> | <u>159,187,482.89</u> |
| State Pool | | | | | | | | | | | |
| 11/01/08 | Open | MB02-MBIA General | AR-0015 | State Pool | 284,392.12 | 194.89 | 0.00 | 0.00 | 0.00 | 194.89 | 284,587.01 |
| 11/01/08 | Open | MB03-MBIA Road & Bridge | AR-0016 | State Pool | 7,971,772.25 | 5,463.69 | 0.00 | 0.00 | 0.00 | 5,463.69 | 7,977,235.94 |
| 11/01/08 | Open | MB04-MBIA Drainage | AR-0017 | State Pool | 7,153,408.11 | 4,902.82 | 0.00 | 0.00 | 0.00 | 4,902.82 | 7,158,310.93 |
| 11/01/08 | Open | MB06-MBIA Toll Rd. Operations | AR-0019 | State Pool | 8,303,486.00 | 5,691.07 | 0.00 | 0.00 | 0.00 | 5,691.07 | 8,309,177.07 |
| 11/01/08 | Open | TT00-TX TERM General | AR-0022 | State Pool | 1,013.50 | 0.37 | 0.00 | 0.00 | 0.00 | 0.37 | 1,013.87 |
| 11/01/08 | Open | TT02-TX TERM Toll Rd. Operation | AR-0024 | State Pool | 1,012.34 | 0.37 | 0.00 | 0.00 | 0.00 | 0.37 | 1,012.71 |
| 11/01/08 | Open | TT04-TX TERM Road & Bridge | AR-0026 | State Pool | 1,010.50 | 0.37 | 0.00 | 0.00 | 0.00 | 0.37 | 1,010.87 |
| 11/01/08 | Open | TT05-TX TERM Drainage | AR-0027 | State Pool | 335.25 | 0.12 | 0.00 | 0.00 | 0.00 | 0.12 | 335.37 |
| 11/10/08 | Open | LOG1-Logic- General | AR-0028 | State Pool | 1,014.41 | 0.65 | 0.00 | 0.00 | 0.00 | 0.65 | 1,015.06 |
| 11/10/08 | Open | LOG2-Logic-Toll Rd.Operations | AR-0029 | State Pool | 1,020.57 | 0.65 | 0.00 | 0.00 | 0.00 | 0.65 | 1,021.22 |
| 11/10/08 | Open | LOG5-Logic-Drainage | AR-0032 | State Pool | 1,014.19 | 0.65 | 0.00 | 0.00 | 0.00 | 0.65 | 1,014.84 |
| 11/10/08 | Open | LOG8-Logic-Road & Bridge | AR-0035 | State Pool | 1,014.61 | 0.65 | 0.00 | 0.00 | 0.00 | 0.65 | 1,015.26 |
| 08/31/16 | Open | MB12-MBIA ESD 100 AGREEMENT | AR-0041 | State Pool | 3,905,270.00 | 2,676.59 | 0.00 | 0.00 | 0.00 | 2,676.59 | 3,907,946.59 |
| 08/31/16 | Open | MB13-MBIA ASSISTANCE DIST #1 | AR-0042 | State Pool | 10,013,512.84 | 6,863.05 | 0.00 | 0.00 | 0.00 | 6,863.05 | 10,020,375.89 |
| 08/31/16 | Open | MB14-MBIA GR PARKWAY OPERATIONS | AR-0043 | State Pool | 8,511,485.90 | 5,833.62 | 0.00 | 0.00 | 0.00 | 5,833.62 | 8,517,319.52 |
| 08/31/16 | Open | MB15-FACILITIES BONDS 2016 | AR-0044 | State Pool | 30,040,538.53 | 20,589.19 | 0.00 | 0.00 | 0.00 | 20,589.19 | 30,061,127.72 |
| 08/31/16 | Open | MB16-MOBILITY BONDS 2016 | AR-0045 | State Pool | 30,040,538.53 | 20,589.19 | 0.00 | 0.00 | 0.00 | 20,589.19 | 30,061,127.72 |
| State Pool Total | | | | | <u>106,231,839.65</u> | <u>72,807.94</u> | <u>0.00</u> | <u>0.00</u> | <u>0.00</u> | <u>72,807.94</u> | <u>106,304,647.59</u> |
| Investment Total | | | | | <u>329,382,785.57</u> | <u>-24,884,565.91</u> | <u>0.00</u> | <u>0.00</u> | <u>0.00</u> | <u>166,334.20</u> | <u>304,497,868.25</u> |

Interest Accrual
Ft. Bend County
Effective Interest - Actual Life
Receipts in Period
11/01/16 - 11/30/16

| CUSIP | Invest Number | Security Description | Purchase Date | Sale Date | Yield Earned | Ending Par Val/Shares | Ending Amor Val/Cost | Purchased Interest | Int/Div Rec In the Perd | Int/Div Accrued In the Perd | PTD Purch Received | Int/Div Rec Purch/Date | Int/Div Accrued Purch/Date | | |
|---------------------------------|---------------|----------------------|---------------|--------------|---------------|-----------------------|-----------------------|--------------------|-------------------------|-----------------------------|--------------------|------------------------|----------------------------|---------------|------|
| FFCB | | | | | | | | | | | | | | | |
| 3133EGJX4 | 16-0004 | FFCB 1.08 07/05/19 | 07/05/16 | Open | 1.0800 | 8,500,000.00 | 8,500,000.00 | 0.00 | 0.00 | 7,650.00 | 0.00 | 0.00 | 37,995.00 | | |
| FFCB Total | | | | | <u>1.0800</u> | <u>8,500,000.00</u> | <u>8,500,000.00</u> | <u>0.00</u> | <u>0.00</u> | <u>7,650.00</u> | <u>0.00</u> | <u>0.00</u> | <u>37,995.00</u> | | |
| FHLMC | | | | | | | | | | | | | | | |
| 3134G9H42 | 16-0002 | FHLMC 0.70 12/29/17 | 06/30/16 | Open | 0.7000 | 10,000,000.00 | 10,000,000.00 | 0.00 | 0.00 | 5,833.33 | 0.00 | 0.00 | 29,361.11 | | |
| 3137EAEA3 | 16-0001 | FHLMC 0.75 04/09/18 | 06/29/16 | Open | 0.6790 | 6,000,000.00 | 6,005,737.77 | 0.00 | 0.00 | 3,750.00 | 0.00 | 0.00 | 19,000.00 | | |
| 3134G9G76 | 16-0003 | FHLMC 0.80 06/29/18 | 06/30/16 | Open | 0.8000 | 14,500,000.00 | 14,500,000.00 | 0.00 | 0.00 | 9,666.67 | 0.00 | 0.00 | 48,655.56 | | |
| FHLMC Total | | | | | <u>0.7434</u> | <u>30,500,000.00</u> | <u>30,505,737.77</u> | <u>0.00</u> | <u>0.00</u> | <u>19,250.00</u> | <u>0.00</u> | <u>0.00</u> | <u>97,016.67</u> | | |
| Money Market | | | | | | | | | | | | | | | |
| Prosperity-Money Market Accts. | | | AR-0009 | Money Market | 11/30/03 | Open | 0.6225 | 159,187,482.89 | 159,187,482.89 | 0.00 | 93,526.26 | 0.00 | 0.00 | 25,061,669.15 | 0.00 |
| Money Market Total | | | | | <u>0.6225</u> | <u>159,187,482.89</u> | <u>159,187,482.89</u> | <u>0.00</u> | <u>93,526.26</u> | <u>0.00</u> | <u>0.00</u> | <u>25,061,669.15</u> | <u>0.00</u> | | |
| State Pool | | | | | | | | | | | | | | | |
| MB02-MBIA General | AR-0015 | State Pool | 11/01/08 | Open | 0.8360 | 284,587.01 | 284,587.01 | 0.00 | 194.89 | 0.00 | 0.00 | 13,937.38 | 0.00 | | |
| MB03-MBIA Road & Bridge | AR-0016 | State Pool | 11/01/08 | Open | 0.8361 | 7,977,235.94 | 7,977,235.94 | 0.00 | 5,463.69 | 0.00 | 0.00 | 17,975.09 | 0.00 | | |
| MB04-MBIA Drainage | AR-0017 | State Pool | 11/01/08 | Open | 0.8361 | 7,158,310.93 | 7,158,310.93 | 0.00 | 4,902.82 | 0.00 | 0.00 | 15,638.84 | 0.00 | | |
| MB06-MBIA Toll Rd. Operations | AR-0019 | State Pool | 11/01/08 | Open | 0.8361 | 8,309,177.07 | 8,309,177.07 | 0.00 | 5,691.07 | 0.00 | 0.00 | 25,113.87 | 0.00 | | |
| TT00-TX TERM General | AR-0022 | State Pool | 11/01/08 | Open | 0.4454 | 1,013.87 | 1,013.87 | 0.00 | 0.37 | 0.00 | 0.00 | 21,398.64 | 0.00 | | |
| TT02-TX TERM Toll Rd. Operation | AR-0024 | State Pool | 11/01/08 | Open | 0.4459 | 1,012.71 | 1,012.71 | 0.00 | 0.37 | 0.00 | 0.00 | 17,942.61 | 0.00 | | |
| TT04-TX TERM Road & Bridge | AR-0026 | State Pool | 11/01/08 | Open | 0.4467 | 1,010.87 | 1,010.87 | 0.00 | 0.37 | 0.00 | 0.00 | 8,218.15 | 0.00 | | |
| TT05-TX TERM Drainage | AR-0027 | State Pool | 11/01/08 | Open | 0.4367 | 335.37 | 335.37 | 0.00 | 0.12 | 0.00 | 0.00 | 5,014.64 | 0.00 | | |
| LOG1-Logic- General | AR-0028 | State Pool | 11/10/08 | Open | 0.7817 | 1,015.06 | 1,015.06 | 0.00 | 0.65 | 0.00 | 0.00 | 50,020.64 | 0.00 | | |
| LOG2-Logic-Toll Rd.Operations | AR-0029 | State Pool | 11/10/08 | Open | 0.7770 | 1,021.22 | 1,021.22 | 0.00 | 0.65 | 0.00 | 0.00 | 62,352.30 | 0.00 | | |
| LOG5-Logic-Drainage | AR-0032 | State Pool | 11/10/08 | Open | 0.7819 | 1,014.84 | 1,014.84 | 0.00 | 0.65 | 0.00 | 0.00 | 3,258.61 | 0.00 | | |
| LOG8-Logic-Road & Bridge | AR-0035 | State Pool | 11/10/08 | Open | 0.7816 | 1,015.26 | 1,015.26 | 0.00 | 0.65 | 0.00 | 0.00 | 6,502.78 | 0.00 | | |
| MB12-MBIA ESD 100 AGREEMENT | AR-0041 | State Pool | 08/31/16 | Open | 0.8361 | 3,907,946.59 | 3,907,946.59 | 0.00 | 2,676.59 | 0.00 | 0.00 | 7,946.59 | 0.00 | | |
| MB13-MBIA ASSISTANCE DIST #1 | AR-0042 | State Pool | 08/31/16 | Open | 0.8361 | 10,020,375.89 | 10,020,375.89 | 0.00 | 6,863.05 | 0.00 | 0.00 | 20,375.89 | 0.00 | | |
| MB14-MBIA GR PARKWAY OPERATIONS | AR-0043 | State Pool | 08/31/16 | Open | 0.8361 | 8,517,319.52 | 8,517,319.52 | 0.00 | 5,833.62 | 0.00 | 0.00 | 17,314.04 | 0.00 | | |
| MB15-FACILITIES BONDS 2016 | AR-0044 | State Pool | 08/31/16 | Open | 0.8361 | 30,061,127.72 | 30,061,127.72 | 0.00 | 20,589.19 | 0.00 | 0.00 | 60,534.61 | 573.78 | | |
| MB16-MOBILITY BONDS 2016 | AR-0045 | State Pool | 08/31/16 | Open | 0.8361 | 30,061,127.72 | 30,061,127.72 | 0.00 | 20,589.19 | 0.00 | 0.00 | 61,127.72 | 0.00 | | |
| State Pool Total | | | | | <u>0.8361</u> | <u>106,304,647.59</u> | <u>106,304,647.59</u> | <u>0.00</u> | <u>72,807.94</u> | <u>0.00</u> | <u>0.00</u> | <u>414,672.40</u> | <u>573.78</u> | | |
| Investment Total | | | | | <u>0.7148</u> | <u>304,492,130.48</u> | <u>304,497,868.25</u> | <u>0.00</u> | <u>166,334.20</u> | <u>26,900.00</u> | <u>0.00</u> | <u>25,476,341.55</u> | <u>135,585.45</u> | | |

Premium/Discount Amortization
Ft. Bend County
Effective Interest - Actual Life
Receipts in Period
11/01/16 - 11/30/16

11

| CUSIP | Invest Number | Security Description | Purchase Date | Amortiz Date | Yield Earned | Beginning Par Val/Shares | Beginning Unamor Val/Cost | Premium Discount | Ending Par Val/Shares | Ending Amor Val/Cost | Unamor Prem/Dscnt | Amortization In the Perd | Amortization Purch/Date |
|---------------------------------|---------------|----------------------|---------------|--------------|--------------|--------------------------|---------------------------|-----------------------|-----------------------|-----------------------|-----------------------|--------------------------|-------------------------|
| FFCB | | | | | | | | | | | | | |
| 3133EGJX4 | 16-0004 | FFCB 1.08 07/05/19 | 07/05/16 | 07/05/19 | 1.0800 | 8,500,000.00 | 8,500,000.00 | 0.00 | 8,500,000.00 | 8,500,000.00 | 0.00 | 0.00 | 0.00 |
| FFCB Total | | | | | | <u>1.0800</u> | <u>8,500,000.00</u> | <u>8,500,000.00</u> | <u>0.00</u> | <u>8,500,000.00</u> | <u>8,500,000.00</u> | <u>0.00</u> | <u>0.00</u> |
| FHLMC | | | | | | | | | | | | | |
| 3134G9H42 | 16-0002 | FHLMC 0.70 12/29/17 | 06/30/16 | 12/29/17 | 0.7000 | 10,000,000.00 | 10,000,000.00 | 0.00 | 10,000,000.00 | 10,000,000.00 | 0.00 | 0.00 | 0.00 |
| 3137EAEA3 | 16-0001 | FHLMC 0.75 04/09/18 | 06/29/16 | 04/09/18 | 0.6790 | 6,000,000.00 | 6,007,505.28 | -7,505.28 | 6,000,000.00 | 6,005,737.77 | -5,737.77 | -351.41 | -1,767.51 |
| 3134G9G76 | 16-0003 | FHLMC 0.80 06/29/18 | 06/30/16 | 06/29/18 | 0.8000 | 14,500,000.00 | 14,500,000.00 | 0.00 | 14,500,000.00 | 14,500,000.00 | 0.00 | 0.00 | 0.00 |
| FHLMC Total | | | | | | <u>0.7434</u> | <u>30,500,000.00</u> | <u>30,507,505.28</u> | <u>-7,505.28</u> | <u>30,500,000.00</u> | <u>30,505,737.77</u> | <u>-5,737.77</u> | <u>-351.41</u> |
| Money Market | | | | | | | | | | | | | |
| Prosperity-Money Market Accts. | | | AR-0009 | Money Market | | 11/30/03 | Open | 0.6225 | 184,144,856.74 | 184,144,856.74 | 0.00 | 159,187,482.89 | 159,187,482.89 |
| Money Market Total | | | | | | | | <u>0.6225</u> | <u>184,144,856.74</u> | <u>184,144,856.74</u> | <u>0.00</u> | <u>159,187,482.89</u> | <u>159,187,482.89</u> |
| State Pool | | | | | | | | | | | | | |
| MB02-MBIA General | AR-0015 | State Pool | 11/01/08 | Open | 0.8360 | 284,392.12 | 284,392.12 | 0.00 | 284,587.01 | 284,587.01 | 0.00 | 0.00 | 0.00 |
| MB03-MBIA Road & Bridge | AR-0016 | State Pool | 11/01/08 | Open | 0.8361 | 7,971,772.25 | 7,971,772.25 | 0.00 | 7,977,235.94 | 7,977,235.94 | 0.00 | 0.00 | 0.00 |
| MB04-MBIA Drainage | AR-0017 | State Pool | 11/01/08 | Open | 0.8361 | 7,153,408.11 | 7,153,408.11 | 0.00 | 7,158,310.93 | 7,158,310.93 | 0.00 | 0.00 | 0.00 |
| MB06-MBIA Toll Rd. Operations | AR-0019 | State Pool | 11/01/08 | Open | 0.8361 | 8,303,486.00 | 8,303,486.00 | 0.00 | 8,309,177.07 | 8,309,177.07 | 0.00 | 0.00 | 0.00 |
| TT00-TX TERM General | AR-0022 | State Pool | 11/01/08 | Open | 0.4454 | 1,013.50 | 1,013.50 | 0.00 | 1,013.87 | 1,013.87 | 0.00 | 0.00 | 0.00 |
| TT02-TX TERM Toll Rd. Operation | AR-0024 | State Pool | 11/01/08 | Open | 0.4459 | 1,012.34 | 1,012.34 | 0.00 | 1,012.71 | 1,012.71 | 0.00 | 0.00 | 0.00 |
| TT04-TX TERM Road & Bridge | AR-0026 | State Pool | 11/01/08 | Open | 0.4467 | 1,010.50 | 1,010.50 | 0.00 | 1,010.87 | 1,010.87 | 0.00 | 0.00 | 0.00 |
| TT05-TX TERM Drainage | AR-0027 | State Pool | 11/01/08 | Open | 0.4367 | 335.25 | 335.25 | 0.00 | 335.37 | 335.37 | 0.00 | 0.00 | 0.00 |
| LOG1-Logic- General | AR-0028 | State Pool | 11/10/08 | Open | 0.7817 | 1,014.41 | 1,014.41 | 0.00 | 1,015.06 | 1,015.06 | 0.00 | 0.00 | 0.00 |
| LOG2-Logic-Toll Rd.Operations | AR-0029 | State Pool | 11/10/08 | Open | 0.7770 | 1,020.57 | 1,020.57 | 0.00 | 1,021.22 | 1,021.22 | 0.00 | 0.00 | 0.00 |
| LOG5-Logic-Drainage | AR-0032 | State Pool | 11/10/08 | Open | 0.7819 | 1,014.19 | 1,014.19 | 0.00 | 1,014.84 | 1,014.84 | 0.00 | 0.00 | 0.00 |
| LOG8-Logic-Road & Bridge | AR-0035 | State Pool | 11/10/08 | Open | 0.7816 | 1,014.61 | 1,014.61 | 0.00 | 1,015.26 | 1,015.26 | 0.00 | 0.00 | 0.00 |
| MB12-MBIA ESD 100 AGREEMENT | AR-0041 | State Pool | 08/31/16 | Open | 0.8361 | 3,905,270.00 | 3,905,270.00 | 0.00 | 3,907,946.59 | 3,907,946.59 | 0.00 | 0.00 | 0.00 |
| MB13-MBIA ASSISTANCE DIST #1 | AR-0042 | State Pool | 08/31/16 | Open | 0.8361 | 10,013,512.84 | 10,013,512.84 | 0.00 | 10,020,375.89 | 10,020,375.89 | 0.00 | 0.00 | 0.00 |
| MB14-MBIA GR PARKWAY OPERATIONS | AR-0043 | State Pool | 08/31/16 | Open | 0.8361 | 8,511,485.90 | 8,511,485.90 | 0.00 | 8,517,319.52 | 8,517,319.52 | 0.00 | 0.00 | 0.00 |
| MB15-FACILITIES BONDS 2016 | AR-0044 | State Pool | 08/31/16 | Open | 0.8361 | 30,040,538.53 | 30,040,538.53 | 0.00 | 30,061,127.72 | 30,061,127.72 | 0.00 | 0.00 | 0.00 |
| MB16-MOBILITY BONDS 2016 | AR-0045 | State Pool | 08/31/16 | Open | 0.8361 | 30,040,538.53 | 30,040,538.53 | 0.00 | 30,061,127.72 | 30,061,127.72 | 0.00 | 0.00 | 0.00 |
| State Pool Total | | | | | | <u>0.8361</u> | <u>106,231,839.65</u> | <u>106,231,839.65</u> | <u>0.00</u> | <u>106,304,647.59</u> | <u>106,304,647.59</u> | <u>0.00</u> | <u>0.00</u> |
| Investment Total | | | | | | <u>0.7148</u> | <u>329,376,696.39</u> | <u>329,384,201.67</u> | <u>-7,505.28</u> | <u>304,492,130.48</u> | <u>304,497,868.25</u> | <u>-5,737.77</u> | <u>-351.41</u> |

Open Investments

Ft. Bend County

Effective Interest - Actual Life

Receipts in Period

11/30/16

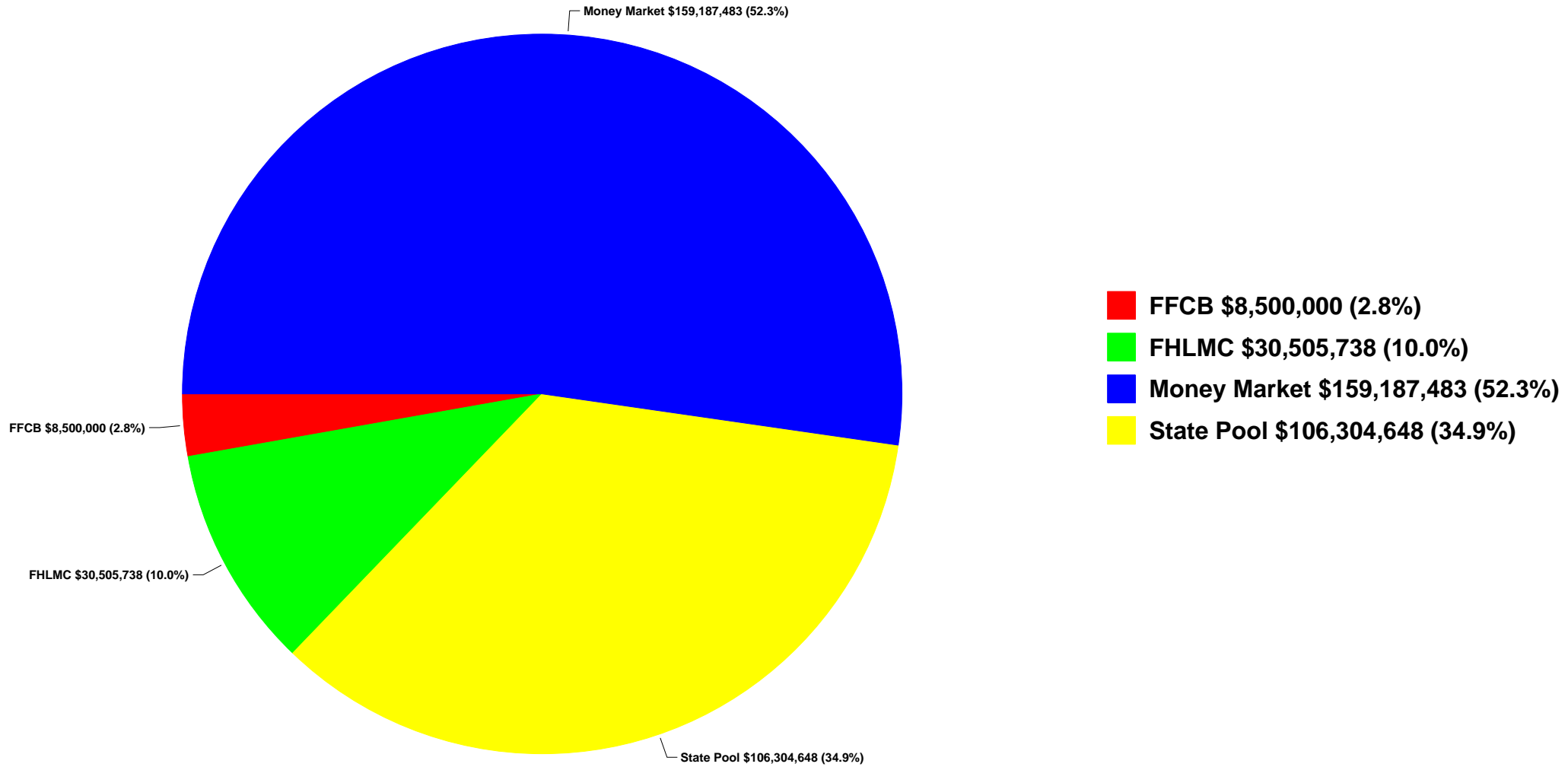
12

| CUSIP | Invest Number | Security Description | Invest Class | Purchase Date | Call Date | Purchase Institut | SafeKeep Institut | Issuing Institut | Yield Matur | Yield Call | Original Unit Cost | Original Par Val/Shares | Original Princ/Cost | Orig Prem Discount | Ending Unit Price | Ending Par Val/Shares | Ending Amor Val/Cost | Unamor Prem/Dscnt |
|---------------------------------|---------------|----------------------|--------------|---------------|-----------|-------------------|-------------------|------------------|---------------|---------------|--------------------|-------------------------|-----------------------|--------------------|-------------------|-----------------------|-----------------------|-------------------|
| FFCB | | | | | | | | | | | | | | | | | | |
| 3133BGTX4 | 16-0004 | FFCB 1.08 07/05/19 | | 07/05/16 | Open | 700 | 100 | None | 1.0800 | 1.0800 | 1.000000 | 8,500,000.00 | 8,500,000.00 | 0.00 | 1.000000 | 8,500,000.00 | 8,500,000.00 | 0.00 |
| FFCB Total | | | | | | | | | <u>1.0800</u> | <u>1.0800</u> | <u>1.000000</u> | <u>8,500,000.00</u> | <u>8,500,000.00</u> | <u>0.00</u> | <u>1.000000</u> | <u>8,500,000.00</u> | <u>8,500,000.00</u> | <u>0.00</u> |
| FHLMC | | | | | | | | | | | | | | | | | | |
| 3134G9H42 | 16-0002 | FHLMC 0.70 12/29/17 | | 06/30/16 | Open | 700 | 100 | None | 0.7000 | 0.7000 | 1.000000 | 10,000,000.00 | 10,000,000.00 | 0.00 | 1.000000 | 10,000,000.00 | 10,000,000.00 | 0.00 |
| 3137EAEA3 | 16-0001 | FHLMC 0.75 04/09/18 | | 06/29/16 | Open | 700 | 100 | None | 0.6790 | 0.6790 | 1.001251 | 6,000,000.00 | 6,007,505.28 | -7,505.28 | 1.000956 | 6,000,000.00 | 6,005,737.77 | -5,737.77 |
| 3134G9G76 | 16-0003 | FHLMC 0.80 06/29/18 | | 06/30/16 | Open | 1200 | 100 | None | 0.8000 | 0.8000 | 1.000000 | 14,500,000.00 | 14,500,000.00 | 0.00 | 1.000000 | 14,500,000.00 | 14,500,000.00 | 0.00 |
| FHLMC Total | | | | | | | | | <u>0.7434</u> | <u>0.7434</u> | <u>1.000246</u> | <u>30,500,000.00</u> | <u>30,507,505.28</u> | <u>-7,505.28</u> | <u>1.000188</u> | <u>30,500,000.00</u> | <u>30,505,737.77</u> | <u>-5,737.77</u> |
| Money Market | | | | | | | | | | | | | | | | | | |
| Prosperity-Money Market Accts. | AR-0009 | Money Market | | 11/30/03 | Open | 100 | 100 | 100 | 0.7000 | 0.7000 | 1.000000 | 12,505,577.66 | 12,505,577.66 | 0.00 | 1.000000 | 159,187,482.89 | 159,187,482.89 | 0.00 |
| Money Market Total | | | | | | | | | <u>0.7000</u> | <u>0.7000</u> | <u>1.000000</u> | <u>12,505,577.66</u> | <u>12,505,577.66</u> | <u>0.00</u> | <u>1.000000</u> | <u>159,187,482.89</u> | <u>159,187,482.89</u> | <u>0.00</u> |
| State Pool | | | | | | | | | | | | | | | | | | |
| MB02-MBIA General | AR-0015 | State Pool | | 11/01/08 | Open | 2000 | 2000 | 2000 | 0.9000 | 0.9000 | 1.000000 | 17,374,917.83 | 17,374,917.83 | 0.00 | 1.000000 | 284,587.01 | 284,587.01 | 0.00 |
| MB03-MBIA Road & Bridge | AR-0016 | State Pool | | 11/01/08 | Open | 2000 | 2000 | 2000 | 0.9000 | 0.9000 | 1.000000 | 2,856,438.24 | 2,856,438.24 | 0.00 | 1.000000 | 7,977,235.94 | 7,977,235.94 | 0.00 |
| MB04-MBIA Drainage | AR-0017 | State Pool | | 11/01/08 | Open | 2000 | 2000 | 2000 | 0.9000 | 0.9000 | 1.000000 | 1,267,218.21 | 1,267,218.21 | 0.00 | 1.000000 | 7,158,310.93 | 7,158,310.93 | 0.00 |
| MB06-MBIA Toll Rd. Operations | AR-0019 | State Pool | | 11/01/08 | Open | 2000 | 2000 | 2000 | 0.9000 | 0.9000 | 1.000000 | 3,143,377.27 | 3,143,377.27 | 0.00 | 1.000000 | 8,309,177.07 | 8,309,177.07 | 0.00 |
| TT00-TX TERM General | AR-0022 | State Pool | | 11/01/08 | Open | 2005 | 2005 | 2005 | 0.4500 | 0.4500 | 1.000000 | 10,006,437.87 | 10,006,437.87 | 0.00 | 1.000000 | 1,013.87 | 1,013.87 | 0.00 |
| TT02-TX TERM Toll Rd. Operation | AR-0024 | State Pool | | 11/01/08 | Open | 2005 | 2005 | 2005 | 0.4500 | 0.4500 | 0.000000 | 0.00 | 0.00 | 0.00 | 1.000000 | 1,012.71 | 1,012.71 | 0.00 |
| TT04-TX TERM Road & Bridge | AR-0026 | State Pool | | 11/01/08 | Open | 2005 | 2005 | 2005 | 0.4500 | 0.4500 | 1.000000 | 10,463.28 | 10,463.28 | 0.00 | 1.000000 | 1,010.87 | 1,010.87 | 0.00 |
| TT05-TX TERM Drainage | AR-0027 | State Pool | | 11/01/08 | Open | 2005 | 2005 | 2005 | 0.4500 | 0.4500 | 1.000000 | 109,774.61 | 109,774.61 | 0.00 | 1.000000 | 335.37 | 335.37 | 0.00 |
| LOG1-Logic- General | AR-0028 | State Pool | | 11/10/08 | Open | 200 | 200 | 200 | 0.8364 | 0.8364 | 1.000000 | 10,000,000.00 | 10,000,000.00 | 0.00 | 1.000000 | 1,015.06 | 1,015.06 | 0.00 |
| LOG2-Logic-Toll Rd.Operations | AR-0029 | State Pool | | 11/10/08 | Open | 200 | 200 | 200 | 0.8364 | 0.8364 | 1.000000 | 2,000,000.00 | 2,000,000.00 | 0.00 | 1.000000 | 1,021.22 | 1,021.22 | 0.00 |
| LOG5-Logic-Drainage | AR-0032 | State Pool | | 11/10/08 | Open | 200 | 200 | 200 | 0.8364 | 0.8364 | 1.000000 | 500,000.00 | 500,000.00 | 0.00 | 1.000000 | 1,014.84 | 1,014.84 | 0.00 |
| LOG8-Logic-Road & Bridge | AR-0035 | State Pool | | 11/10/08 | Open | 200 | 200 | 200 | 0.8364 | 0.8364 | 1.000000 | 1,000,000.00 | 1,000,000.00 | 0.00 | 1.000000 | 1,015.26 | 1,015.26 | 0.00 |
| MB12-MBIA ESD 100 AGREEMENT | AR-0041 | State Pool | | 08/31/16 | Open | 2000 | 2000 | 2000 | 0.9000 | 0.9000 | 1.000000 | 3,900,000.00 | 3,900,000.00 | 0.00 | 1.000000 | 3,907,946.59 | 3,907,946.59 | 0.00 |
| MB13-MBIA ASSISTANCE DIST #1 | AR-0042 | State Pool | | 08/31/16 | Open | 2000 | 2000 | 2000 | 0.9000 | 0.9000 | 1.000000 | 10,000,000.00 | 10,000,000.00 | 0.00 | 1.000000 | 10,020,375.89 | 10,020,375.89 | 0.00 |
| MB14-MBIA GR PARKWAY OPERATIONS | AR-0043 | State Pool | | 08/31/16 | Open | 2000 | 2000 | 2000 | 0.9000 | 0.9000 | 1.000000 | 8,500,000.00 | 8,500,000.00 | 0.00 | 1.000000 | 8,517,319.52 | 8,517,319.52 | 0.00 |
| MB15-FACILITIES BONDS 2016 | AR-0044 | State Pool | | 08/31/16 | Open | 2000 | 2000 | 2000 | 0.9000 | 0.9000 | 1.000000 | 30,000,000.00 | 30,000,000.00 | 0.00 | 1.000000 | 30,061,127.72 | 30,061,127.72 | 0.00 |
| MB16-MOBILITY BONDS 2016 | AR-0045 | State Pool | | 08/31/16 | Open | 2000 | 2000 | 2000 | 0.9000 | 0.9000 | 1.000000 | 30,000,000.00 | 30,000,000.00 | 0.00 | 1.000000 | 30,061,127.72 | 30,061,127.72 | 0.00 |
| State Pool Total | | | | | | | | | <u>0.9000</u> | <u>0.9000</u> | <u>1.000000</u> | <u>130,668,627.31</u> | <u>130,668,627.31</u> | <u>0.00</u> | <u>1.000000</u> | <u>106,304,647.59</u> | <u>106,304,647.59</u> | <u>0.00</u> |
| Investment Total | | | | | | | | | <u>0.7849</u> | <u>0.7849</u> | <u>1.000041</u> | <u>182,174,204.97</u> | <u>182,181,710.25</u> | <u>-7,505.28</u> | <u>1.000019</u> | <u>304,492,130.48</u> | <u>304,497,868.25</u> | <u>-5,737.77</u> |

Open Investments
Ft. Bend County
Effective Interest - Actual Life
Receipts in Period
11/30/16

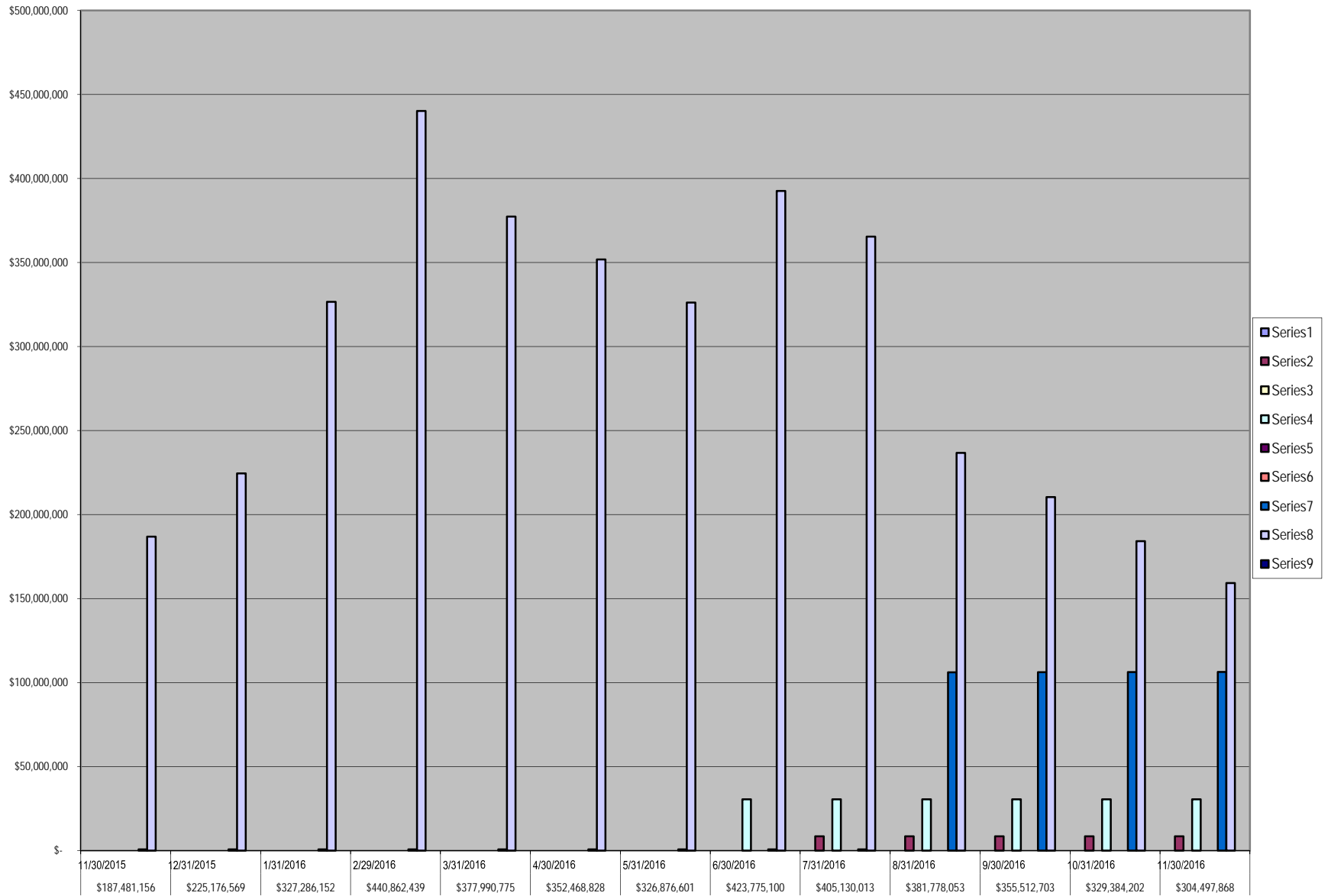
By Security

Open Investments \$304,497,868



FBC INVESTMENT TRAILING 12 MONTHS

| Open | | FARMERS | | | | | FNMA | | FNMA | | Prosperity | Prosperity - |
|----------------|------------|---------|--------------|------|---------------|------|----------|------|----------------|----------------|--------------|--------------|
| Investments | | MAC DN | FFCB | FHLB | FHLMC | FNMA | DISCOUNT | NOTE | State Pool | Money Market | Invst. Acct. | |
| \$ 187,481,156 | 11/30/2015 | \$ - | \$ - | \$ - | \$ - | \$ - | \$ - | \$ - | \$ 685,254 | \$ 186,795,902 | \$ - | |
| \$ 225,176,569 | 12/31/2015 | \$ - | \$ - | \$ - | \$ - | \$ - | \$ - | \$ - | \$ 685,425 | \$ 224,491,145 | \$ - | |
| \$ 327,286,152 | 1/31/2016 | \$ - | \$ - | \$ - | \$ - | \$ - | \$ - | \$ - | \$ 685,668 | \$ 326,600,484 | \$ - | |
| \$ 440,862,439 | 2/29/2016 | \$ - | \$ - | \$ - | \$ - | \$ - | \$ - | \$ - | \$ 685,932 | \$ 440,176,507 | \$ - | |
| \$ 377,990,775 | 3/31/2016 | \$ - | \$ - | \$ - | \$ - | \$ - | \$ - | \$ - | \$ 686,246 | \$ 377,304,529 | \$ - | |
| \$ 352,468,828 | 4/30/2016 | \$ - | \$ - | \$ - | \$ - | \$ - | \$ - | \$ - | \$ 686,566 | \$ 351,782,262 | \$ - | |
| \$ 326,876,601 | 5/31/2016 | \$ - | \$ - | \$ - | \$ - | \$ - | \$ - | \$ - | \$ 686,910 | \$ 326,189,691 | \$ - | |
| \$ 423,775,100 | 6/30/2016 | \$ - | \$ - | \$ - | \$ 30,507,482 | \$ - | \$ - | \$ - | \$ 687,266 | \$ 392,580,351 | \$ - | |
| \$ 405,130,013 | 7/31/2016 | \$ - | \$ 8,500,000 | \$ - | \$ 30,507,135 | \$ - | \$ - | \$ - | \$ 687,638 | \$ 365,435,240 | \$ - | |
| \$ 381,778,053 | 8/31/2016 | \$ - | \$ 8,500,000 | \$ - | \$ 30,506,787 | \$ - | \$ - | \$ - | \$ 106,090,584 | \$ 236,680,683 | \$ - | |
| \$ 355,512,703 | 9/30/2016 | \$ - | \$ 8,500,000 | \$ - | \$ 30,506,440 | \$ - | \$ - | \$ - | \$ 106,157,420 | \$ 210,348,843 | \$ - | |
| \$ 329,384,202 | 10/31/2016 | \$ - | \$ 8,500,000 | \$ - | \$ 30,506,440 | \$ - | \$ - | \$ - | \$ 106,231,840 | \$ 184,144,857 | \$ - | |
| \$ 304,497,868 | 11/30/2016 | \$ - | \$ 8,500,000 | \$ - | \$ 30,505,738 | \$ - | \$ - | \$ - | \$ 106,304,648 | \$ 159,187,483 | \$ - | |



Wendt, Sandra

From: Laura Turner (111) <Laura.Turner@prosperitybankusa.com>
Sent: Wednesday, November 02, 2016 8:06 AM
To: Brogdon, Jennifer; Elster, Melissa; Schultz, Patsy; Matheaus, Robin; Wendt, Sandra
Subject: November interest rates

In accordance to the Depository bid, the variable interest rate for the month of November will reflect the change in the 91 day t-bill rate. The 91 day t-bill investment rate is 0.355%. Rate paid will be 0.75% on the General Operating Account and 0.645% (0.355% + .29) on all other accounts.

Thank you!

Laura

Laura Turner 

Assistant Vice President

Lending Assistant

Prosperity Bank

Sugar Land Banking Center

14060 Southwest Freeway

Sugar Land, TX 77478

Phone: 281-269-7200

Direct: 281-269-7254

Fax: 281-269-7108

Email: laura.turner@prosperitybankusa.com

NYSE: PB



Prosperity Bank has been ranked by Forbes as one of the country's best banks for each of the past five years, twice being named Best Bank in America in 2012 and 2014.

Handy information should the need arise.....

281-242-4762 Fastline

1.866.985.2273 To Activate & Pin your Debit Card

1.800.684.2132 Report your card Lost/Stolen ATM/Debit Card



Daily Rates

November 2016

TXCLASS

Average Monthly Yield: 0.90%

| Date | Dividend Rate | Annual Yield |
|-----------|---------------|--------------|
| 01-Nov-16 | 0.000022812 | 0.83% |
| 02-Nov-16 | 0.000022674 | 0.83% |
| 03-Nov-16 | 0.000022794 | 0.83% |
| 04-Nov-16 | 0.000022574 | 0.83% |
| 05-Nov-16 | 0.000022574 | 0.83% |
| 06-Nov-16 | 0.000022574 | 0.83% |
| 07-Nov-16 | 0.000022391 | 0.82% |
| 08-Nov-16 | 0.000022446 | 0.82% |
| 09-Nov-16 | 0.000022376 | 0.82% |
| 10-Nov-16 | 0.000022450 | 0.82% |
| 11-Nov-16 | 0.000022450 | 0.82% |
| 12-Nov-16 | 0.000022450 | 0.82% |
| 13-Nov-16 | 0.000022450 | 0.82% |
| 14-Nov-16 | 0.000022699 | 0.83% |
| 15-Nov-16 | 0.000022819 | 0.84% |
| 16-Nov-16 | 0.000022849 | 0.84% |
| 17-Nov-16 | 0.000022986 | 0.84% |
| 18-Nov-16 | 0.000023398 | 0.86% |
| 19-Nov-16 | 0.000023398 | 0.86% |
| 20-Nov-16 | 0.000023398 | 0.86% |
| 21-Nov-16 | 0.000023248 | 0.85% |
| 22-Nov-16 | 0.000023210 | 0.85% |
| 23-Nov-16 | 0.000023177 | 0.85% |
| 24-Nov-16 | 0.000023177 | 0.85% |
| 25-Nov-16 | 0.000022919 | 0.84% |
| 26-Nov-16 | 0.000022919 | 0.84% |
| 27-Nov-16 | 0.000022919 | 0.84% |
| 28-Nov-16 | 0.000022819 | 0.84% |
| 29-Nov-16 | 0.000023097 | 0.85% |
| 30-Nov-16 | 0.000023116 | 0.85% |

Current Rates:

As of November 30, 2016

| | |
|--------------------------------------|---------------------------|
| Current Yield¹ | <u>0.45%</u> |
| One-Day Yield¹ | <u>0.46%</u> |
| Allocation Factor¹ | <u>0.000012449</u> |

Historical Rates:

Monthly Distribution Yields²

| | 2007 | 2008 | 2009 | 2010 | 2011 | 2012 | 2013 | 2014 | 2015 | 2016 |
|------------------|-------------|-------------|-------------|-------------|-------------|-------------|-------------|-------------|-------------|-------------|
| January | 5.25% | 4.27% | 1.14% | 0.17% | 0.14% | 0.08% | 0.12% | 0.04% | 0.07% | 0.35% |
| February | 5.28% | 3.57% | 0.83% | 0.17% | 0.17% | 0.10% | 0.10% | 0.04% | 0.08% | 0.39% |
| March | 5.29% | 2.98% | 0.74% | 0.18% | 0.14% | 0.10% | 0.10% | 0.04% | 0.09% | 0.41% |
| April | 5.26% | 2.51% | 0.63% | 0.19% | 0.10% | 0.10% | 0.08% | 0.04% | 0.09% | 0.42% |
| May | 5.23% | 2.36% | 0.55% | 0.19% | 0.09% | 0.12% | 0.08% | 0.04% | 0.09% | 0.43% |
| June | 5.26% | 2.26% | 0.50% | 0.21% | 0.09% | 0.13% | 0.05% | 0.04% | 0.09% | 0.44% |
| July | 5.25% | 2.29% | 0.42% | 0.23% | 0.06% | 0.13% | 0.05% | 0.05% | 0.10% | 0.45% |
| August | 5.25% | 2.39% | 0.41% | 0.24% | 0.08% | 0.13% | 0.05% | 0.06% | 0.11% | 0.47% |
| September | 5.15% | 2.38% | 0.37% | 0.21% | 0.07% | 0.13% | 0.05% | 0.06% | 0.13% | 0.50% |
| October | 4.99% | 2.65% | 0.27% | 0.19% | 0.07% | 0.13% | 0.04% | 0.06% | 0.15% | 0.47% |
| November | 4.80% | 2.13% | 0.26% | 0.17% | 0.08% | 0.13% | 0.04% | 0.06% | 0.15% | 0.45% |
| December | 4.53% | 1.79% | 0.23% | 0.15% | 0.11% | 0.13% | 0.04% | 0.07% | 0.23% | |

**Call Toll-Free
1-866-TEX-TERM**

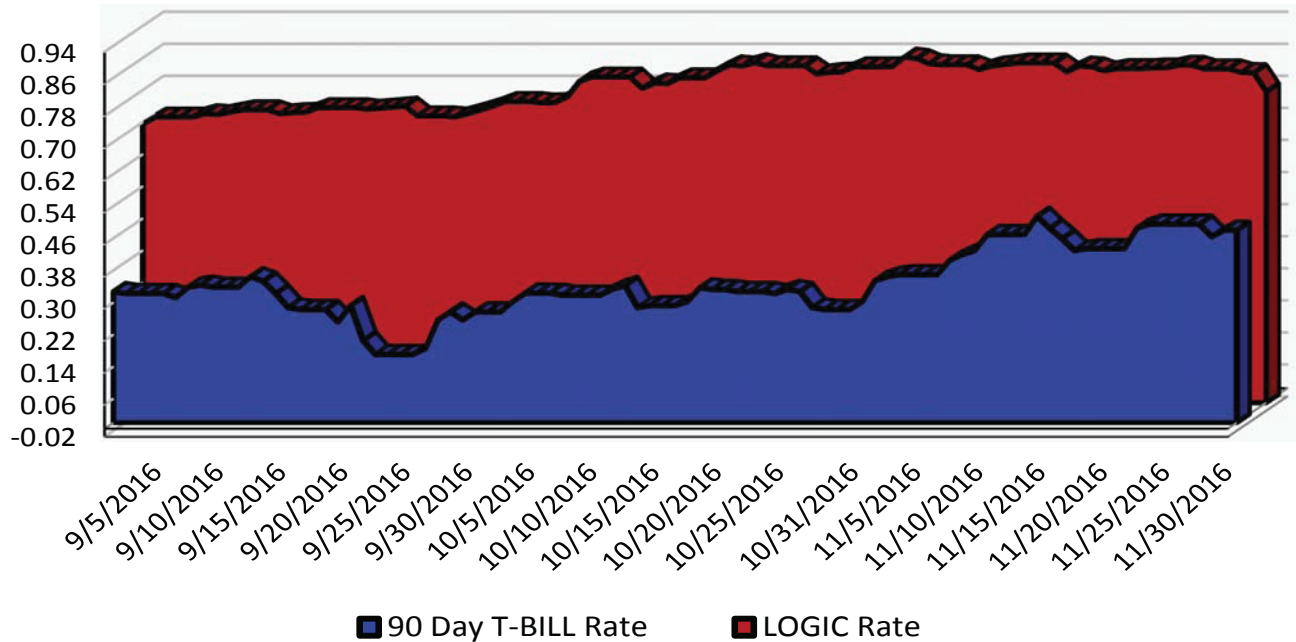
Past performance is not indicative of future results and yields may vary.

(1) The current yield, which is also known as the current annualized yield or current seven-day yield, represents the net change, exclusive of capital changes and income other than investment income, in the value of a hypothetical account with a balance of one share (normally \$1.00 per share) over a seven-day base period expressed as a percentage of the value of one share at the beginning of the seven-day period. This resulting net change in account value is then annualized by multiplying it by 365 and dividing the result by 7. The yields shown may reflect fee waivers by service providers that subsidize and reduce the total operating expenses of the TexasDAILY portfolio. Portfolio yields would be lower if there were no such waivers. The allocation factor represents the daily net income dividend declared by the TexasDAILY portfolio divided by the portfolio's daily net assets. The one-day yield represents the allocation factor of the TexasDAILY portfolio divided by the daily net asset value per share (normally \$1.00) multiplied by 365. Unlike the current yield—which excludes capital changes and income other than investment income—the allocation factor and one-day yield are inclusive of capital changes and any income other than investment income.

(2) The monthly distribution yield represents the sum of a month's one-day allocation factors divided by the number of days in that month, and multiplied by 365. The yields shown may reflect fee waivers by service providers that subsidize and reduce the total operating expenses of the TexasDAILY portfolio. Portfolio yields would be lower if there were no such waivers.

*This information is for institutional investor use only, not for further distribution to retail investors, and does not represent an offer to sell or a solicitation of an offer to buy or sell any fund or other security. Investors should consider the Pool's investment objectives, risks, charges and expenses before investing. This and other information about the Pool is available in the Pool's Information Statement, which should be read carefully before investing. A copy of the Pool's Information Statement may be obtained by calling 1-866-839-8376 or is available on the Pool's website at www.texasterm.net. While TexasDAILY seeks to maintain a stable net asset value of \$1.00 per share and TexasTERM seeks to achieve a net asset value of \$1.00 per share at its stated maturity, it is possible to lose money investing in the Pool. An investment in the Pool is not insured or guaranteed by the Federal Deposit Insurance Corporation or any other government agency. Shares of the Pool are distributed by **PFM Fund Distributors, Inc.**, member Financial Industry Regulatory Authority (FINRA) (www.finra.org) and Securities Investor Protection Corporation (SIPC) (www.sipc.org). PFM Fund Distributors, Inc. is a wholly owned subsidiary of PFM Asset Management LLC.*

LOGIC versus 90-Day Treasury Bill



This material is for information purposes only. This information does not represent an offer to buy or sell a security. The above rate information is obtained from sources that are believed to be reliable; however, its accuracy or completeness may be subject to change. The LOGIC management fee may be waived in full or in part at the discretion of the LOGIC co-administrators and the LOGIC rate for the period shown reflects waiver of fees. This table represents historical investment performance/return to the customer, net of fees, and is not an indication of future performance. An investment in the security is not insured or guaranteed by the Federal Deposit Insurance Corporation or any other government agency. Although the issuer seeks to preserve the value of an investment at \$1.00 per share, it is possible to lose money by investing in the security. Information about these and other program details are in the fund's Information Statement which should be read carefully before investing. The yield on the 90-Day Treasury Bill ("T-Bill Yield") is shown for comparative purposes only. When comparing the investment returns of the LOGIC pool to the T-Bill Yield, you should know that the LOGIC pool consist of allocations of specific diversified securities as detailed in the respective Information Statements. The T-Bill Yield is taken from Bloomberg Finance L.P. and represents the daily closing yield on the then current 90-day T-Bill.

Daily Summary for November 2016

| Date | Mny Mkt Fund Equiv. [SEC Std.] | Daily Allocation Factor | LOGIC Invested Balance | Market Value Per Share | WAM Days (1)* | WAM Days (2)* |
|------------|--------------------------------|-------------------------|------------------------|------------------------|---------------|---------------|
| 11/1/2016 | 0.8617% | 0.000023609 | \$4,287,378,654.70 | 1.000376 | 43 | 80 |
| 11/2/2016 | 0.8580% | 0.000023506 | \$4,293,745,435.03 | 1.000373 | 40 | 79 |
| 11/3/2016 | 0.8450% | 0.000023152 | \$4,312,333,944.61 | 1.000374 | 39 | 78 |
| 11/4/2016 | 0.8423% | 0.000023076 | \$4,300,267,866.93 | 1.000330 | 38 | 76 |
| 11/5/2016 | 0.8423% | 0.000023076 | \$4,300,267,866.93 | 1.000330 | 38 | 76 |
| 11/6/2016 | 0.8423% | 0.000023076 | \$4,300,267,866.93 | 1.000330 | 38 | 76 |
| 11/7/2016 | 0.8307% | 0.000022760 | \$4,310,042,263.90 | 1.000383 | 38 | 76 |
| 11/8/2016 | 0.8393% | 0.000022995 | \$4,320,179,740.11 | 1.000395 | 39 | 77 |
| 11/9/2016 | 0.8427% | 0.000023089 | \$4,308,595,857.95 | 1.000399 | 39 | 77 |
| 11/10/2016 | 0.8469% | 0.000023203 | \$4,278,349,568.97 | 1.000353 | 38 | 74 |
| 11/11/2016 | 0.8469% | 0.000023203 | \$4,278,349,568.97 | 1.000353 | 38 | 74 |
| 11/12/2016 | 0.8469% | 0.000023203 | \$4,278,349,568.97 | 1.000353 | 38 | 74 |
| 11/13/2016 | 0.8469% | 0.000023203 | \$4,278,349,568.97 | 1.000353 | 38 | 74 |
| 11/14/2016 | 0.8252% | 0.000022609 | \$4,348,597,143.87 | 1.000391 | 37 | 73 |
| 11/15/2016 | 0.8395% | 0.000022999 | \$4,221,185,231.34 | 1.000401 | 37 | 74 |
| 11/16/2016 | 0.8375% | 0.000022944 | \$4,238,540,059.35 | 1.000407 | 37 | 74 |
| 11/17/2016 | 0.8272% | 0.000022663 | \$4,305,288,233.00 | 1.000402 | 36 | 72 |
| 11/18/2016 | 0.8329% | 0.000022819 | \$4,308,965,002.38 | 1.000376 | 34 | 73 |
| 11/19/2016 | 0.8329% | 0.000022819 | \$4,308,965,002.38 | 1.000376 | 34 | 73 |
| 11/20/2016 | 0.8329% | 0.000022819 | \$4,308,965,002.38 | 1.000376 | 34 | 73 |
| 11/21/2016 | 0.8347% | 0.000022868 | \$4,313,707,467.15 | 1.000404 | 34 | 72 |
| 11/22/2016 | 0.8349% | 0.000022873 | \$4,316,288,203.21 | 1.000392 | 33 | 73 |
| 11/23/2016 | 0.8415% | 0.000023054 | \$4,310,346,652.04 | 1.000385 | 32 | 73 |
| 11/24/2016 | 0.8415% | 0.000023054 | \$4,310,346,652.04 | 1.000385 | 32 | 73 |
| 11/25/2016 | 0.8323% | 0.000022803 | \$4,337,608,459.91 | 1.000378 | 30 | 70 |
| 11/26/2016 | 0.8323% | 0.000022803 | \$4,337,608,459.91 | 1.000378 | 30 | 70 |
| 11/27/2016 | 0.8323% | 0.000022803 | \$4,337,608,459.91 | 1.000378 | 30 | 70 |
| 11/28/2016 | 0.8233% | 0.000022556 | \$4,417,557,239.06 | 1.000383 | 30 | 68 |
| 11/29/2016 | 0.8226% | 0.000022537 | \$4,416,761,860.92 | 1.000382 | 29 | 67 |
| 11/30/2016 | 0.7755% | 0.000021247 | \$4,677,615,888.80 | 1.000373 | 27 | 63 |
| Average | 0.8364% | 0.000022914 | \$4,322,081,093.02 | | 35 | 73 |

Prosperity Bank
Money Market Accounts
November 30, 2016

| FUND | DESCRIPTION | BEGINNING BALANCE | DEPOSITS | WITH- DRAWALS | INTEREST | ENDING BALANCE |
|------|------------------------------------|----------------------|---------------|------------------|-----------|-------------------|
| 100 | General Operating | 38,576,634.52 | 30,426,900.21 | 44,643,046.50 | 20,514.67 | 24,381,002.90 |
| 150 | Juvenile Operations | 14,586,175.56 | 865,967.80 | 1,176,881.91 | 7,460.77 | 14,282,722.22 |
| 155 | Road & Bridge | 2,007,649.64 | 1,004,730.04 | 2,617,094.23 | 612.35 | 395,897.80 |
| 160 | Drainage District | 2,238,868.90 | 167,407.38 | 590,311.08 | 1,062.53 | 1,817,027.73 |
| 165 | Lateral Road | 804,792.78 | - | - | 425.49 | 805,218.27 |
| 170 | Statue Restoration | 4,314.93 | - | - | 2.28 | 4,317.21 |
| 175 | City Water Assistance | 25,420.06 | 268.00 | 312.79 | 13.43 | 25,388.70 |
| 185 | Entex Contributions | 4.40 | - | - | - | 4.40 |
| 190 | H L & P Assistance | 12,210.22 | 3,375.00 | 8,379.48 | 3.86 | 7,209.60 |
| 195 | County Law Library | 1,188,609.13 | 29,184.42 | 18,155.70 | 632.17 | 1,200,270.02 |
| 200 | Law Enforcement Academy | 502,813.77 | 100.00 | 31,137.71 | 258.46 | 472,034.52 |
| 360 | Law Enforcement Training | 147,487.77 | - | - | 77.98 | 147,565.75 |
| 215 | Library Donations | 124,752.34 | 3,195.69 | 1,250.07 | 66.22 | 126,764.18 |
| 225 | FBC Asset Forfeiture-Task-State | 857,509.41 | - | 14,068.88 | 423.93 | 843,864.46 |
| 235 | Probate Court Training | 91,808.26 | 720.00 | - | 48.70 | 92,576.96 |
| 245 | Alert Program-Juvenile | 51,150.14 | 55.00 | - | 27.07 | 51,232.21 |
| 255 | D A Asset Forfeiture-Fed. | 51.83 | - | - | 0.03 | 51.86 |
| 265 | Gus George Memorial | 4,702.80 | - | - | 2.49 | 4,705.29 |
| 275 | D A Special Fund Run | 17,918.63 | - | - | 9.47 | 17,928.10 |
| 280 | Co.Atty.Supplemental Salary | 225,563.52 | - | 4,548.65 | 118.07 | 221,132.94 |
| 290 | VIT Interest (Tax Coll) | 973.87 | - | - | 0.51 | 974.38 |
| 300 | FBC Elections | 862,490.10 | - | 23,855.30 | 448.55 | 839,083.35 |
| 305 | FBC Asset Forfeiture-Task-Fed. | 620.98 | - | - | 0.33 | 621.31 |
| 310 | Sheriff Ofc/Forfeiture-Assets-St. | 297,198.24 | 1,378.79 | 108.80 | 157.28 | 298,625.51 |
| 315 | Sheriff Ofc/Forfeiture-Assets-Fed. | 430,628.30 | - | 109,490.67 | 198.73 | 321,336.36 |
| 320 | Constable Pct. 2 F/A | 2,340.20 | - | - | 1.24 | 2,341.44 |
| 335 | DA Asset Forfeiture-State | 190,828.33 | - | 4,571.78 | 99.57 | 186,356.12 |
| 810 | Toll Road Operations | 22,161,342.47 | - | 1,224,749.60 | 11,313.83 | 20,947,906.70 |
| 390 | Child Protective Service IV-E | 123,898.74 | - | 15,105.64 | 59.06 | 108,852.16 |
| 402 | Hope 3 Program Sales | 5,481.44 | - | - | 2.90 | 5,484.34 |
| 410 | Child Support IVD Reimb. | 244,516.42 | - | - | 129.27 | 244,645.69 |
| 415 | Local Law Enf.Block Grant | 80,216.53 | - | - | 42.41 | 80,258.94 |

Prosperity Bank
Money Market Accounts
November 30, 2016

| | | | | | | |
|---------|------------------------------------|---------------|--------------|--------------|-----------|---------------|
| 440 | Supervision | 2,431,046.04 | 272,902.57 | 486,710.58 | 1,268.85 | 2,218,506.88 |
| 205 | Surface Water Supply Corp. | 7,798.50 | - | - | 4.12 | 7,802.62 |
| TREA | Treasurer's Account | 134,579.10 | 9,671,634.49 | 3,593,795.03 | 1,532.06 | 6,213,950.62 |
| INVE | FBC Investment Account | - | - | - | - | - |
| 850M | Boon-Chapman Medical | 1,166,803.63 | 2,000,136.98 | 1,853,107.93 | 845.45 | 1,314,678.13 |
| 850D | Boon-Chapman Dental | 610,822.05 | 312.54 | 167,043.77 | 276.30 | 444,367.12 |
| 882 | Boon-Chapman 125 | 121,057.16 | 42,329.57 | 20,543.22 | 66.45 | 142,909.96 |
| 884 | Fee Officer's Account | 1,034,743.21 | 1,655,381.63 | 1,712,018.97 | - | 978,105.87 |
| 912 | JP Credit Card Processing | 85,517.71 | 195,406.86 | 163,978.52 | 37.01 | 116,983.06 |
| 908 | EMS Credit Card Processing | 25,921.29 | 17,146.57 | 25,771.29 | 6.10 | 17,302.67 |
| 600/605 | Debt Service Account | 1,110,948.97 | 684,928.34 | - | 700.01 | 1,796,577.32 |
| GAS | FBC Fuel Account (Susser) | 7.23 | 206,065.61 | 206,072.84 | 14.53 | 14.53 |
| 332 | Fire Marshal St. Ass't. Forfeiture | 657.67 | - | - | 0.35 | 658.02 |
| JPEF | JP #4 E-Filing | 315.18 | 1,710.50 | 607.18 | 0.30 | 1,418.80 |
| DACC | D A Credit Card Processing | 1,943.15 | 6,696.86 | 7,800.72 | 1.25 | 840.54 |
| PTCC | Public Transportation Credit Cards | 674.70 | 992.74 | 1,253.90 | 0.17 | 413.71 |
| CSCC | CSCD Credit Card | 81,458.62 | 103,421.11 | 98,851.46 | 25.41 | 86,053.68 |
| LBCC | Library Credit Card | 2,489.44 | 8,650.79 | 10,156.23 | 1.33 | 985.33 |
| JUCC | Juvenile Credit Card | 792.92 | 4,335.60 | 3,078.32 | 0.48 | 2,050.68 |
| 815 | Grand Pkwy Toll Road Ops | 8,832,513.45 | - | 3,887,611.46 | 3,141.43 | 4,948,043.42 |
| 145 | Emergency Svc Dist 100 | 369,914.22 | - | 341,347.50 | 63.23 | 28,629.95 |
| 130 | Assistant Dist Number 1 | 3,278,082.93 | 371,627.60 | 3,000.00 | 1,843.45 | 3,648,553.98 |
| 131 | Assistant Dist Number 2 | 1,409,552.02 | 146,743.81 | 2,200.00 | 788.46 | 1,554,884.29 |
| 133 | Assistant Dist Number 4 | 552,509.62 | 14,116.50 | 30,206.51 | 291.92 | 536,711.53 |
| 134 | Assistant Dist Number 5 | 112,134.07 | 4,086.46 | 850.00 | 60.23 | 115,430.76 |
| 800S | Sr. Lien Toll Rd Rev Bonds 2012 | 1,414,429.17 | - | - | 747.79 | 1,415,176.96 |
| 805 | Grand Pkwy Toll RD Rev Bond | 5,601,399.83 | - | 116,053.95 | 2,945.04 | 5,488,290.92 |
| 206 | Industrial Development Corp | 155,637.63 | - | - | 82.28 | 155,719.91 |
| 135 | Assistant Dist Number 6 | 1,866,311.68 | 158,650.62 | 12,972.50 | 1,028.49 | 2,013,018.29 |
| CCCS | Non Fee Officer CC Clearing Acct | 76,054.47 | 25,309.35 | 29.67 | 47.46 | 101,381.61 |
| 801 | Sr. Lien Toll Rd Rev Bonds 2014 | 5,213,193.34 | - | 963,288.52 | 2,483.75 | 4,252,388.57 |
| 802 | Sr. Lien Toll Rd Rev Bonds 2016 | 48,491,240.98 | 250,000.00 | 4,212,570.87 | 25,070.27 | 44,553,740.38 |
| JPMT | Juror Payments | 1,405.11 | 38,600.00 | 31,696.11 | 7.22 | 8,316.22 |

Prosperity Bank
Money Market Accounts
November 30, 2016

| | | | | | | |
|------------|---------------------------------------|-----------------------|----------------------|----------------------|------------------|-----------------------|
| | Engineering Permitting E-Check | 1,320.52 | 1,250.00 | 0.52 | 1.05 | 2,571.05 |
| 208 | East FBC Development | - | - | - | - | - |
| 742 | Facilities Bonds 2016 | 8,896,506.64 | 19,102.78 | 651,760.01 | 4,606.43 | 8,268,455.84 |
| 744 | Mobility Bonds 2016 | 5,186,099.92 | 45,534.64 | 4,413,810.25 | 1,323.94 | 819,148.25 |
| | Total | 184,144,856.40 | 48,450,356.85 | 73,501,256.62 | 93,526.26 | 159,187,482.89 |