

REVIEW BY FORT BEND COUNTY COMMISSIONERS COURT

On this 25th day of October, 2016, Commissioners Court came on to be heard and reviewed the accompanying notice of Lischka Utilities, LLC
Job Location 7000 Katy Gaston Road, Katy, Texas, TX 77494
Date 9/30/2016 Bond No. LPM9210974, Permit No. 2016-9831 to make use of certain Fort Bend County property subject to, "A Revised Order Regulating the Laying, Construction, Maintenance, and Repair of Buried Cables, Conduits, and Pole Lines, In, Under, Across or Along Roads, Streets, Highways, and Drainage Ditches in Fort Bend County, Texas, Under the Jurisdiction of the Commissioners Court of Fort Bend County, Texas," as passed by the Commissioners Court of Fort Bend County, Texas the 3rd day of August, 1987, recorded in Volume _____ of the Minutes of the Commissioners Court of Fort Bend County, Texas, to the extent that such order is not inconsistent with Article 1436a, Vernon's Texas Civil Statutes. Upon Motion of Commissioner _____, seconded by Commissioner _____, duly put and carried, it is ORDERED, ADJUDGED AND DECREED that said notice of said above purpose is hereby acknowledged by the Commissioners Court of Fort Bend County, Texas, and that said notice be placed on record according to the regulation order thereof.

Notes:

1. Evidence of review by the Commissioners Court must be kept on the job site and failure to do so constitutes grounds for job shutdown.
2. Written notices are required:
 - a. 48 hours in advance of construction start up, and
 - b. when construction is completed and ready for final inspectionMail notices to: Permit Administrator
Fort Bend County Engineering
301 Jackson Street
Richmond, Texas 77469
281-633-7500
3. This permit expires one (1) year from date of permit if construction has not commenced.

By: Charles O. Ay Presented to Commissioners Court and approved.
County Engineer Recorded in Volume

By: N/A Minutes of Commissioners Court

Drainage District Engineer/Manager Clerk of Commissioners Court

By: _____
Deputy

County of Fort Bend

Engineering Department

301 Jackson Street
Richmond, Texas 77469

Phone: (281) 633-7500

Permit Application Review Form For Cable, Conduit, and Pole Line Activity In Fort Bend County

Permit No. 2016-9831

The following "Notice of Proposed Cable, Conduit, and/or Pole Line activity in Fort Bend County" and accompanying attachments have been reviewed and the notice conforms to appropriate regulations set by Commissioner's Court of Fort Bend County, Texas.

- (1) Complete Application Form:
- a. Name of road, street, and/or drainage ditch affected.
 - b. Vicinity map showing course of directions
 - c. Plans and specifications
- (2) Bond:
- District Attorney, approval when applicable.
Perpetual bond currently posted.
- No: _____
Amount: _____
- Performance bond submitted.
- No: LPM9210974
Amount: \$22,000.00
Cashier's Check
- No: _____
Amount: _____
- (3) Verbal permission given for emergencies, to start construction before approved in Commissioner's Court.

Precinct Engineer Acknowledgment _____
Date

Precinct Commissioner Acknowledgment _____
Date

(4)
Drainage District Approval when applicable

We have reviewed this project and agree it meets minimum requirements.



Assistant County Engineer



Date

**PERFORMANCE BOND COVERING ALL CABLE, CONDUIT AND/OR POLE LINE
ACTIVITY IN, UNDER, ACROSS OR ALONG FORT BEND COUNTY ROAD
AUTHORIZED**

BOND NO LPM9210974

THE STATE OF TEXAS

§

KNOW ALL MEN BY THESE PRESENTS:

COUNTY OF FORT BEND

§

THAT WE, Lischka Utilities, LLC whose address is P.O Box 853, Bellville Texas, hereinafter called the Principal, And Fidelity and Deposit Company of Maryland, a Corporation existing under and by virtue of the laws of the state of MD and authorized to do an indemnifying business in the state of Texas, and whose principal office is located at 1400 American Lane, Tower I, 18th Floor, Schaumburg, IL 60196-1056, whose officer residing in the State of Texas, authorized to accept service in all suits and actions brought whining said state is Tracey Lee Haley and Whose address is 15303 Dallas Parkway, Suite 800, Addison TX 75001, hereinafter called the Surety, and held and firmly bound unto, Robert e. Hebert, County Judge of Fort Bend County, Texas, or his successors in office, in the full sum of Twenty Two Thousand Dollars and 00/100 Dollars (\$22,000.00) current, lawful money of the United States of America, to be paid to said Robert E. Hebert, County Judge of Fort Bend County, Texas, or his successors in office, to which payment well and truly to be made and done, we, the undersigned, bind ourselves and each of us, our heirs, executors, administrators, successors, assigns, and legal representatives, jointly and severally, by these presents.

THE CONDITION OF THIS BOND IS SUCH THAT, WHEREAS, the above bounden principal contemplates laying, constructing, maintaining and/or repairing one or more cables, conduits, and/or pole lines in, under, across and/or along roads, streets and highways, commercial driveway and median openings or modifications in the County of Fort Bend, and the State of Texas, under the jurisdiction of the Commissioners' Court of Fort Bend County, Texas, pursuant to the Commissioners' Court order adopted on the 1st day of December, A.D. 1980, recorded in Volume 13, of the Commissioners' Court Minutes of Fort Bend County, Texas, regulating same, which Commissioners' Court order is hereby referred to and made a part hereof for all purposes as though fully set out herein;

AND WHEREAS, the principal desires to provide Fort Bend County with a performance bond covering all such cable, conduit and/or pole line activity, commercial driveway and median openings or modifications;

NOW, THEREFORE, if the above bounden principal shall faithfully perform all its cable, conduit and/or pole line activity (including, but not limited to the laying, construction, maintenance and/or repair of cables, conduits and/or pole lines) in, under, across and/or along roads, streets and highways, commercial driveway and median openings or modifications in the County of Fort Bend and State of Texas, under the jurisdiction of the Commissioners Court of Fort Bend County, Texas, pursuant to and in accordance with minimum requirements and conditions of the above mentioned Commissioners' Court order set forth and specified to be by said principal done and performed, at the time and in the manner therein specified, and shall pay over and make good and reimburse Fort Bend County, all loss and damages which Fort Bend County may sustain by reason of any failure or default on the part of said principal, then this obligation shall be null and void, otherwise to remain in full force and effect.

This bond is payable at the County Courthouse in the County of Fort Bend and State of Texas.

It is understood that at any time Fort Bend County deems itself insecure under this bond, it may require further and/or additional bonds of the principal.

EXECUTED this 30th day of September, 2016.

Lischka Utilities, LLC
PRINCIPAL

[Signature]
BY Cortland Fellers

Fidelity and Deposit Company of Maryland
SURETY

[Signature]
BY Denise Raker, Attorney-in-Fact

**ZURICH AMERICAN INSURANCE COMPANY
COLONIAL AMERICAN CASUALTY AND SURETY COMPANY
FIDELITY AND DEPOSIT COMPANY OF MARYLAND
POWER OF ATTORNEY**

KNOW ALL MEN BY THESE PRESENTS: That the ZURICH AMERICAN INSURANCE COMPANY, a corporation of the State of New York, the COLONIAL AMERICAN CASUALTY AND SURETY COMPANY, a corporation of the State of Maryland, and the FIDELITY AND DEPOSIT COMPANY OF MARYLAND a corporation of the State of Maryland (herein collectively called the "Companies"), by **GERALD F. HALEY, Vice President**, in pursuance of authority granted by Article V, Section 8, of the By-Laws of said Companies, which are set forth on the reverse side hereof and are hereby certified to be in full force and effect on the date hereof, do hereby nominate, constitute, and appoint **Laura E. SUDDUTH, Jo Ann PARKER, Denise RAKER and David S. WIGHTMAN, all of Houston, Texas, EACH** its true and lawful agent and Attorney-in-Fact, to make, execute, seal and deliver, for, and on its behalf as surety, and as its act and deed: **any and all bonds and undertakings, EXCEPT bonds on behalf of Independent Executors, Community Survivors and Community Guardians.** and the execution of such bonds or undertakings in pursuance of these presents, shall be as binding upon said Companies, as fully and amply, to all intents and purposes, as if they had been duly executed and acknowledged by the regularly elected officers of the ZURICH AMERICAN INSURANCE COMPANY at its office in New York, New York., the regularly elected officers of the COLONIAL AMERICAN CASUALTY AND SURETY COMPANY at its office in Owings Mills, Maryland., and the regularly elected officers of the FIDELITY AND DEPOSIT COMPANY OF MARYLAND at its office in Owings Mills, Maryland., in their own proper persons.

The said Vice President does hereby certify that the extract set forth on the reverse side hereof is a true copy of Article V, Section 8, of the By-Laws of said Companies, and is now in force.

IN WITNESS WHEREOF, the said Vice-President has hereunto subscribed his/her names and affixed the Corporate Seals of the said **ZURICH AMERICAN INSURANCE COMPANY, COLONIAL AMERICAN CASUALTY AND SURETY COMPANY, and FIDELITY AND DEPOSIT COMPANY OF MARYLAND**, this 13th day of July, A.D. 2016.

ATTEST:

**ZURICH AMERICAN INSURANCE COMPANY
COLONIAL AMERICAN CASUALTY AND SURETY COMPANY
FIDELITY AND DEPOSIT COMPANY OF MARYLAND**



By: 

*Secretary
Michael McKibben*



*Vice President
Gerald F. Haley*

State of Maryland
County of Baltimore

On this 13th day of July, A.D. 2016, before the subscriber, a Notary Public of the State of Maryland, duly commissioned and qualified, **GERALD F. HALEY, Vice President, and MICHAEL MCKIBBEN, Secretary**, of the Companies, to me personally known to be the individuals and officers described in and who executed the preceding instrument, and acknowledged the execution of same, and being by me duly sworn, depose and saith, that he/she is the said officer of the Company aforesaid, and that the seals affixed to the preceding instrument are the Corporate Seals of said Companies, and that the said Corporate Seals and the signature as such officer were duly affixed and subscribed to the said instrument by the authority and direction of the said Corporations.

IN TESTIMONY WHEREOF, I have hereunto set my hand and affixed my Official Seal the day and year first above written.





Constance A. Dunn, Notary Public
My Commission Expires: July 9, 2019

EXTRACT FROM BY-LAWS OF THE COMPANIES

"Article V, Section 8, Attorneys-in-Fact. The Chief Executive Officer, the President, or any Executive Vice President or Vice President may, by written instrument under the attested corporate seal, appoint attorneys-in-fact with authority to execute bonds, policies, recognizances, stipulations, undertakings, or other like instruments on behalf of the Company, and may authorize any officer or any such attorney-in-fact to affix the corporate seal thereto; and may with or without cause modify or revoke any such appointment or authority at any time."

CERTIFICATE

I, the undersigned, Vice President of the ZURICH AMERICAN INSURANCE COMPANY, the COLONIAL AMERICAN CASUALTY AND SURETY COMPANY, and the FIDELITY AND DEPOSIT COMPANY OF MARYLAND, do hereby certify that the foregoing Power of Attorney is still in full force and effect on the date of this certificate; and I do further certify that Article V, Section 8, of the By-Laws of the Companies is still in force.

This Power of Attorney and Certificate may be signed by facsimile under and by authority of the following resolution of the Board of Directors of the ZURICH AMERICAN INSURANCE COMPANY at a meeting duly called and held on the 15th day of December 1998.

RESOLVED: "That the signature of the President or a Vice President and the attesting signature of a Secretary or an Assistant Secretary and the Seal of the Company may be affixed by facsimile on any Power of Attorney...Any such Power or any certificate thereof bearing such facsimile signature and seal shall be valid and binding on the Company."

This Power of Attorney and Certificate may be signed by facsimile under and by authority of the following resolution of the Board of Directors of the COLONIAL AMERICAN CASUALTY AND SURETY COMPANY at a meeting duly called and held on the 5th day of May, 1994, and the following resolution of the Board of Directors of the FIDELITY AND DEPOSIT COMPANY OF MARYLAND at a meeting duly called and held on the 10th day of May, 1990.

RESOLVED: "That the facsimile or mechanically reproduced seal of the company and facsimile or mechanically reproduced signature of any Vice-President, Secretary, or Assistant Secretary of the Company, whether made heretofore or hereafter, wherever appearing upon a certified copy of any power of attorney issued by the Company, shall be valid and binding upon the Company with the same force and effect as though manually affixed.

IN TESTIMONY WHEREOF, I have hereunto subscribed my name and affixed the corporate seals of the said Companies, this 30th day of September, 20 16.



A handwritten signature in cursive script that reads "Michael Bond".

Michael Bond, Vice President



Texas Important Notice

IMPORTANT NOTICE

To obtain information or make a complaint

You may call Zurich North America's toll-free telephone number for information or to make a complaint at:

1-800-382-2150

You may contact the Texas Department of Insurance to obtain information on companies, coverages, rights, or complaints at:

1-800-252-3439

You may write the Texas Department of Insurance:

P.O. Box 149104

Austin, TX 78714-9104

Fax: (512) 490-1007

Web: www.tdi.texas.gov

E-mail: ConsumerProtection@tdi.texas.gov

PREMIUM OR CLAIM DISPUTES:

Should you have a dispute concerning your premium or about a claim, you should contact the company first. If the dispute is not resolved, you may contact the Texas Department of Insurance.

ATTACH THIS NOTICE TO YOUR POLICY:

This notice is for information only and does not become a part or condition of the attached document.

AVISO IMPORTANTE

Para obtener información o para presentar una queja:

Usted puede llamar al número de teléfono gratuito de Zurich North America's para obtener información o para presentar una queja al:

1-800-382-2150

Usted puede comunicarse con el Departamento de Seguros de Texas para obtener información sobre compañías, coberturas, derechos, o quejas al:

1-800-252-3439

Usted puede escribir al Departamento de Seguros de Texas a:

P.O. Box 149104

Austin, TX 78714-9104

Fax: (512) 490-1007

Sitio web: www.tdi.texas.gov

E-mail: ConsumerProtection@tdi.texas.gov

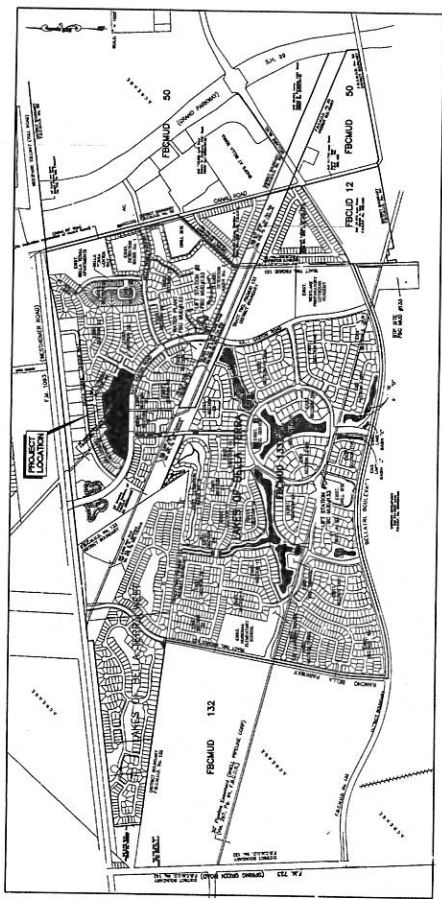
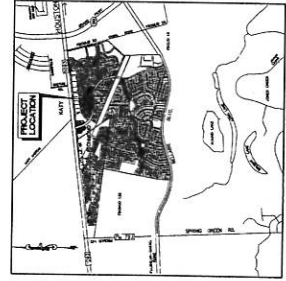
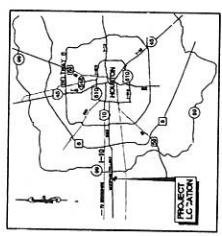
DISPUTAS POR PRIMAS DE SEGUROS O RECLAMACIONES:

Si tiene una disputa relacionada con su prima de seguro o con una reclamación, usted debe comunicarse con la compañía primero. Si la disputa no es resuelta, usted puede comunicarse con el Departamento de Seguros de Texas.

ADJUNTE ESTE AVISO A SU PÓLIZA: Este aviso es solamente para propósitos informativos y no se convierte en parte o en condición del documento adjunto.

FORT BEND COUNTY M.U.D. NO. 133
 CONSTRUCTION PLANS FOR PROPOSED WATER, SANITARY SEWER,
 STORM SEWER AND PAVING SYSTEMS
 SERVING

LAKES OF BELLA TERRA
 SECTION 37
 PUBLIC STREETS/ PUBLIC UTILITIES
 IN
 FORT BEND COUNTY, TEXAS



DRAWING INDEX

SHEET	DESCRIPTION
1	COVER SHEET
2	GENERAL LAYOUT
3	ORIGINAL WATER MAIN LAYOUT
4	ORIGINAL SANITARY SEWER LAYOUT
5	ORIGINAL STORM SEWER LAYOUT
6	ORIGINAL PAVING AND CALCULATIONS PLAN
7	ORIGINAL STORM WATER PAVEMENT PRELIMINARY PLAN
8	PLAN AND PROFILE - BELLA TERRA DRIVE STA. 0+00 TO END
9	PLAN AND PROFILE - BELLA TERRA DRIVE STA. 0+00 TO END
10	PLAN AND PROFILE - BELLA TERRA DRIVE STA. 0+00 TO END
11	PLAN AND PROFILE - BELLA TERRA DRIVE STA. 0+00 TO END
12	PLAN AND PROFILE - BELLA TERRA DRIVE STA. 0+00 TO END
13	PLAN AND PROFILE - BELLA TERRA DRIVE STA. 0+00 TO END
14	PLAN AND PROFILE - BELLA TERRA DRIVE STA. 0+00 TO END
15	PLAN AND PROFILE - BELLA TERRA DRIVE STA. 0+00 TO END
16	PLAN AND PROFILE - BELLA TERRA DRIVE STA. 0+00 TO END
17	STANDARD SANITARY SEWER LAYOUT SHEET
18	STANDARD WATER MAIN LAYOUT SHEET
19	STANDARD STORM WATER MAIN LAYOUT SHEET
20	STANDARD PAVING DETAILS SHEET
21	STANDARD PAVING DETAILS SHEET
22	STANDARD PAVING DETAILS SHEET
23	STANDARD PAVING DETAILS SHEET
24	STANDARD PAVING DETAILS SHEET

NOTES:-
 1. CONTRACTOR SHALL NOTIFY THE CITY OF HOUSTON, DEPARTMENT OF PUBLIC WORKS AND ENGINEERING, 1001
 OF THE CITY FINDER, 48 HOURS BEFORE STARTING WORK ON THIS PROJECT. TELEPHONE NO. 832-3442.
 2. FLOOD INSURANCE RATE MAP
 FIRM LINDSEY & BROWN, FORT BEND COUNTY, TEXAS AND INFORMATION AREAS.
 REVISION DATED: APRIL 2, 2014. THE SUBJECT PROPERTY LIES IN ZONE X (UNSHADDED).
 3. WILLIAM W. SARGENT, P.E. CERTIFY THAT THIS PROJECT IS EXACTLY LOCATED
 OUTSIDE THE AREA WITH 100-YEAR FLOOD FREQUENCY.

ONE CALL NOTIFICATION SYSTEM
 CALL 811
 (NEW STATEWIDE 800-854-5400)

OWNERS
 L.O.B. LIMITED PARTNERSHIP
 7500 SAN FELICE ST., SUITE #400
 HOUSTON, TEXAS 77057
 Ph. # (713) 962-0200

PREPARED BY
BENCHMARK ENGINEERING CORPORATION
 Consulting Engineers - Planners - Surveyors
 2401 Fountainview Suite 500
 Houston, Texas 77057 U.S.A.
 (713)266-9930 Fax (713)266-3804
 Texas State Professional Engineers
 Registration Number P-8786
 TRES Firm Registration Number 1007000

CONGREGATED COMMUNITY
 SIGNATURE VALID FOR ONE YEAR.
 DATE _____
 ENGINEER: **Richard W. Stollers, P.E.**
 DATE: 5/16/16
 THESE SIGNATURES ARE VOID IF CONSTRUCTION HAS NOT COMMENCED IN
 (1) YEAR FROM DATE OF APPROVAL.
 APPROVED: **Magda Delgado**
 DATE: 5/14/16

BEFORE TO THE CONSTRUCTION OF THESE FACILITIES WITHIN AS BY THE DISTRICT
 DISTRICT OF ITS ENGINEER WILL GIVE WRITTEN NOTICE BY REGISTERED OR CERTIFIED MAIL
 DATE SUCH CONSTRUCTION WILL BE COMMENCED.

BENCHMARK ENGINEERING CORPORATION
 2401 Fountainview Suite 500
 Houston, Texas 77057 U.S.A.
 (713)266-9930 Fax (713)266-3804
 Texas State Professional Engineers
 Registration Number P-8786
 TRES Firm Registration Number 1007000

CITY OF HOUSTON
 DEPARTMENT OF PUBLIC WORKS AND ENGINEERING

STREET NO. _____
 T.S. NO. _____

NOTE: CITY DEPARTMENTS ALLOW FOR ONE YEAR ONLY.

FOR CITY OF HOUSTON USE ONLY
 CITY ENGINEER

FOR CITY OF HOUSTON USE ONLY
 CITY ENGINEER

DATE: 5/16/16

PROJECT NO. 15-0075

SHEET NO. 1 of 24

SEAL

TECHNICAL STAMP: CITY OF HOUSTON, TEXAS BOARD OF PROFESSIONAL ENGINEERS, REGISTERED PROFESSIONAL ENGINEER, No. 12345, EXPIRES 12/31/2024

DESIGNED BY: [Signature]

CHECKED BY: [Signature]

DATE: 5/4/16

APPROVED BY: [Signature]

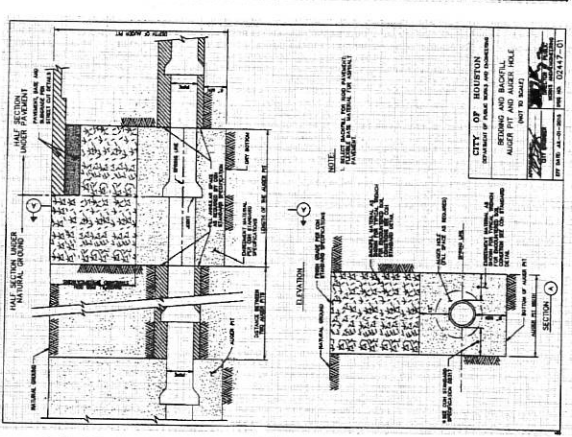
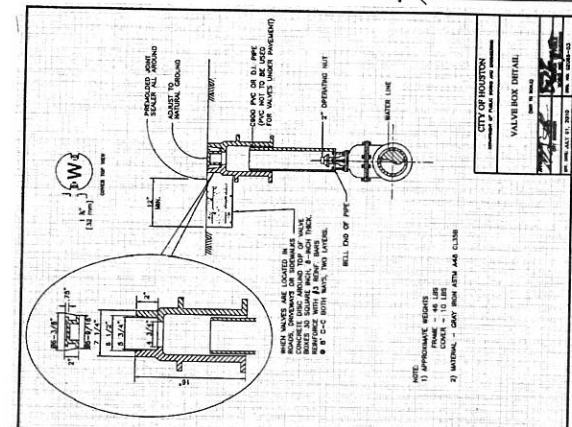
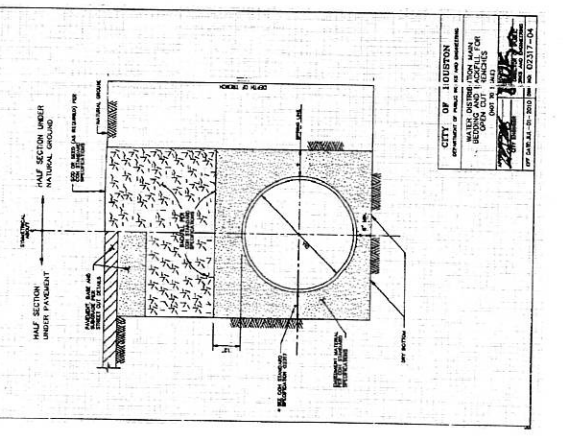
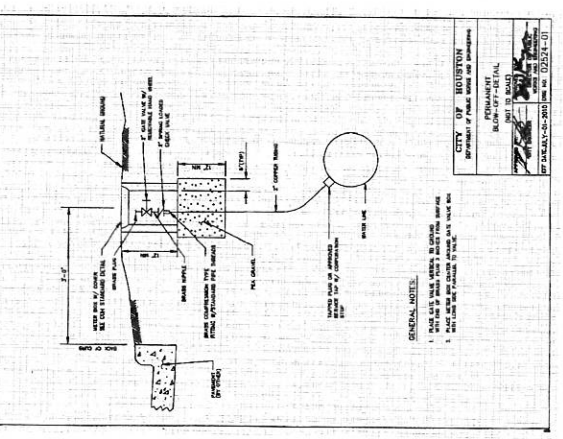
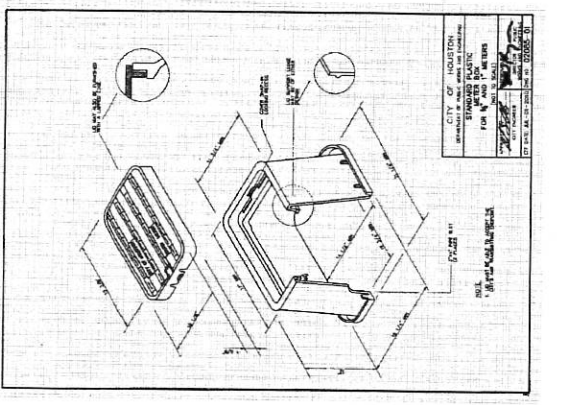
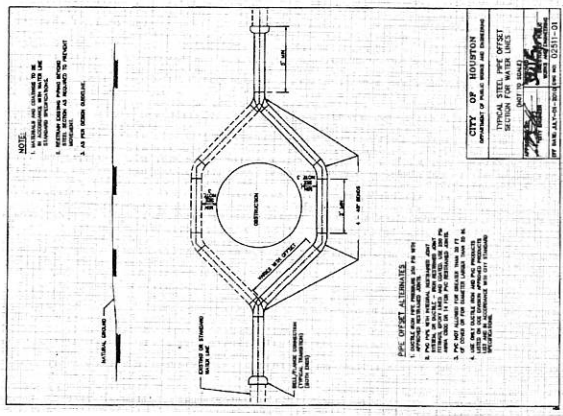
PROJECT: LAKES OF BELLA TERRA, SECTION 37, FORT BEND COUNTY, TEXAS

STANDARD WATER LINE DETAILS

FOR THE CITY OF HOUSTON, TEXAS

FILE NO. 55819

DATE: 18 of 24



PIPE TAPPING SCHEDULE

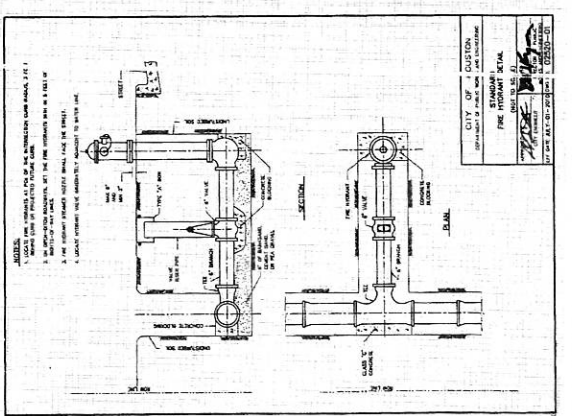
PIPE SIZE	VALVE SIZE	VALVE TYPE	VALVE MATERIAL
1/2"	1/2"	W	W
3/4"	3/4"	W	W
1"	1"	W	W
1 1/4"	1 1/4"	W	W
1 1/2"	1 1/2"	W	W
2"	2"	W	W
2 1/2"	2 1/2"	W	W
3"	3"	W	W
3 1/2"	3 1/2"	W	W
4"	4"	W	W
4 1/2"	4 1/2"	W	W
5"	5"	W	W
5 1/2"	5 1/2"	W	W
6"	6"	W	W
6 1/2"	6 1/2"	W	W
7"	7"	W	W
7 1/2"	7 1/2"	W	W
8"	8"	W	W
8 1/2"	8 1/2"	W	W
9"	9"	W	W
9 1/2"	9 1/2"	W	W
10"	10"	W	W
10 1/2"	10 1/2"	W	W
11"	11"	W	W
11 1/2"	11 1/2"	W	W
12"	12"	W	W
12 1/2"	12 1/2"	W	W
13"	13"	W	W
13 1/2"	13 1/2"	W	W
14"	14"	W	W
14 1/2"	14 1/2"	W	W
15"	15"	W	W
15 1/2"	15 1/2"	W	W
16"	16"	W	W
16 1/2"	16 1/2"	W	W
17"	17"	W	W
17 1/2"	17 1/2"	W	W
18"	18"	W	W
18 1/2"	18 1/2"	W	W
19"	19"	W	W
19 1/2"	19 1/2"	W	W
20"	20"	W	W
20 1/2"	20 1/2"	W	W
21"	21"	W	W
21 1/2"	21 1/2"	W	W
22"	22"	W	W
22 1/2"	22 1/2"	W	W
23"	23"	W	W
23 1/2"	23 1/2"	W	W
24"	24"	W	W
24 1/2"	24 1/2"	W	W
25"	25"	W	W
25 1/2"	25 1/2"	W	W
26"	26"	W	W
26 1/2"	26 1/2"	W	W
27"	27"	W	W
27 1/2"	27 1/2"	W	W
28"	28"	W	W
28 1/2"	28 1/2"	W	W
29"	29"	W	W
29 1/2"	29 1/2"	W	W
30"	30"	W	W
30 1/2"	30 1/2"	W	W
31"	31"	W	W
31 1/2"	31 1/2"	W	W
32"	32"	W	W
32 1/2"	32 1/2"	W	W
33"	33"	W	W
33 1/2"	33 1/2"	W	W
34"	34"	W	W
34 1/2"	34 1/2"	W	W
35"	35"	W	W
35 1/2"	35 1/2"	W	W
36"	36"	W	W
36 1/2"	36 1/2"	W	W
37"	37"	W	W
37 1/2"	37 1/2"	W	W
38"	38"	W	W
38 1/2"	38 1/2"	W	W
39"	39"	W	W
39 1/2"	39 1/2"	W	W
40"	40"	W	W
40 1/2"	40 1/2"	W	W
41"	41"	W	W
41 1/2"	41 1/2"	W	W
42"	42"	W	W
42 1/2"	42 1/2"	W	W
43"	43"	W	W
43 1/2"	43 1/2"	W	W
44"	44"	W	W
44 1/2"	44 1/2"	W	W
45"	45"	W	W
45 1/2"	45 1/2"	W	W
46"	46"	W	W
46 1/2"	46 1/2"	W	W
47"	47"	W	W
47 1/2"	47 1/2"	W	W
48"	48"	W	W
48 1/2"	48 1/2"	W	W
49"	49"	W	W
49 1/2"	49 1/2"	W	W
50"	50"	W	W
50 1/2"	50 1/2"	W	W
51"	51"	W	W
51 1/2"	51 1/2"	W	W
52"	52"	W	W
52 1/2"	52 1/2"	W	W
53"	53"	W	W
53 1/2"	53 1/2"	W	W
54"	54"	W	W
54 1/2"	54 1/2"	W	W
55"	55"	W	W
55 1/2"	55 1/2"	W	W
56"	56"	W	W
56 1/2"	56 1/2"	W	W
57"	57"	W	W
57 1/2"	57 1/2"	W	W
58"	58"	W	W
58 1/2"	58 1/2"	W	W
59"	59"	W	W
59 1/2"	59 1/2"	W	W
60"	60"	W	W
60 1/2"	60 1/2"	W	W
61"	61"	W	W
61 1/2"	61 1/2"	W	W
62"	62"	W	W
62 1/2"	62 1/2"	W	W
63"	63"	W	W
63 1/2"	63 1/2"	W	W
64"	64"	W	W
64 1/2"	64 1/2"	W	W
65"	65"	W	W
65 1/2"	65 1/2"	W	W
66"	66"	W	W
66 1/2"	66 1/2"	W	W
67"	67"	W	W
67 1/2"	67 1/2"	W	W
68"	68"	W	W
68 1/2"	68 1/2"	W	W
69"	69"	W	W
69 1/2"	69 1/2"	W	W
70"	70"	W	W
70 1/2"	70 1/2"	W	W
71"	71"	W	W
71 1/2"	71 1/2"	W	W
72"	72"	W	W
72 1/2"	72 1/2"	W	W
73"	73"	W	W
73 1/2"	73 1/2"	W	W
74"	74"	W	W
74 1/2"	74 1/2"	W	W
75"	75"	W	W
75 1/2"	75 1/2"	W	W
76"	76"	W	W
76 1/2"	76 1/2"	W	W
77"	77"	W	W
77 1/2"	77 1/2"	W	W
78"	78"	W	W
78 1/2"	78 1/2"	W	W
79"	79"	W	W
79 1/2"	79 1/2"	W	W
80"	80"	W	W
80 1/2"	80 1/2"	W	W
81"	81"	W	W
81 1/2"	81 1/2"	W	W
82"	82"	W	W
82 1/2"	82 1/2"	W	W
83"	83"	W	W
83 1/2"	83 1/2"	W	W
84"	84"	W	W
84 1/2"	84 1/2"	W	W
85"	85"	W	W
85 1/2"	85 1/2"	W	W
86"	86"	W	W
86 1/2"	86 1/2"	W	W
87"	87"	W	W
87 1/2"	87 1/2"	W	W
88"	88"	W	W
88 1/2"	88 1/2"	W	W
89"	89"	W	W
89 1/2"	89 1/2"	W	W
90"	90"	W	W
90 1/2"	90 1/2"	W	W
91"	91"	W	W
91 1/2"	91 1/2"	W	W
92"	92"	W	W
92 1/2"	92 1/2"	W	W
93"	93"	W	W
93 1/2"	93 1/2"	W	W
94"	94"	W	W
94 1/2"	94 1/2"	W	W
95"	95"	W	W
95 1/2"	95 1/2"	W	W
96"	96"	W	W
96 1/2"	96 1/2"	W	W
97"	97"	W	W
97 1/2"	97 1/2"	W	W
98"	98"	W	W
98 1/2"	98 1/2"	W	W
99"	99"	W	W
99 1/2"	99 1/2"	W	W
100"	100"	W	W

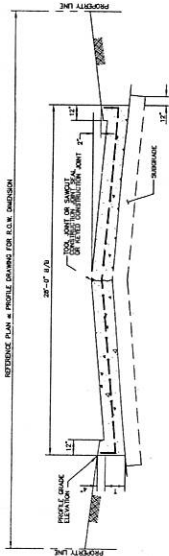
CITY OF HOUSTON
DEPARTMENT OF PUBLIC WORKS AND ENGINEERING
DIVISION OF WATER UTILITIES

DESIGNED BY: [Signature]

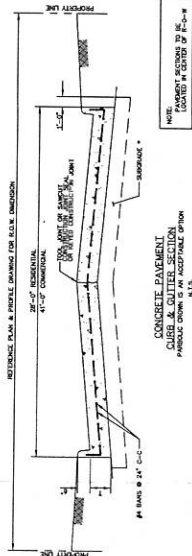
CHECKED BY: [Signature]

DATE: 5/4/16

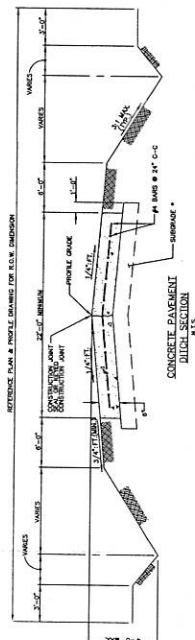




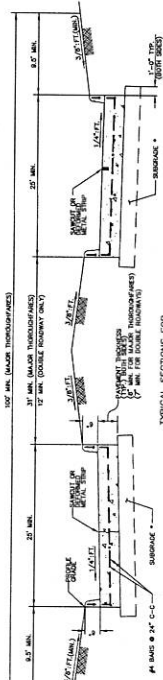
TYPICAL SECTIONS FOR 4x12 MONOLITHIC CURB FOR RESIDENTIAL STREETS
N.T.S.



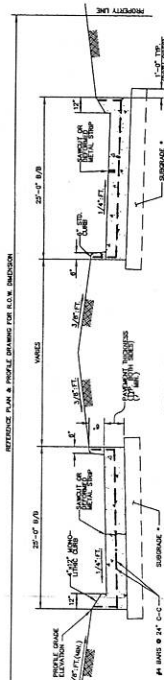
TYPICAL SECTIONS FOR 4x12 MONOLITHIC CURB FOR RESIDENTIAL STREETS
N.T.S.



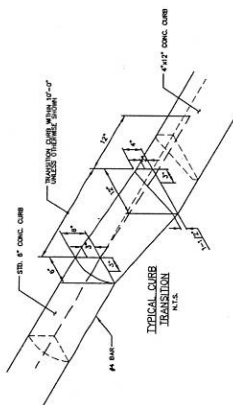
TYPICAL SECTIONS FOR 4x12 MONOLITHIC CURB FOR RESIDENTIAL STREETS
N.T.S.



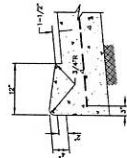
TYPICAL SECTIONS FOR MAJOR THOROUGHFARES AND DOUBLE ROADWAYS
N.T.S.



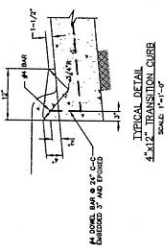
TYPICAL SECTIONS FOR COMBINATION CURB FOR MAJOR RESIDENTIAL STREETS
N.T.S.



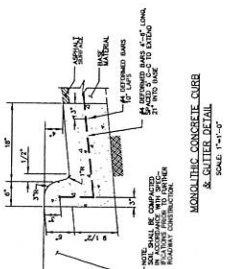
TYPICAL DETAIL 4x12 CURB TRANSITION
N.T.S.



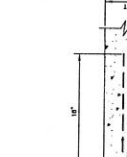
TYPICAL DETAIL 4x12 CURB TRANSITION
N.T.S.



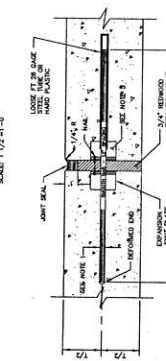
TYPICAL DETAIL 4x12 CURB TRANSITION
N.T.S.



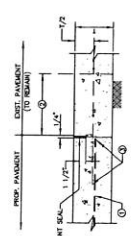
TYPICAL DETAIL 4x12 CURB TRANSITION
N.T.S.



TYPICAL DETAIL 4x12 CURB TRANSITION
N.T.S.



TYPICAL DETAIL 4x12 CURB TRANSITION
N.T.S.



TYPICAL DETAIL 4x12 CURB TRANSITION
N.T.S.



TYPICAL DETAIL 4x12 CURB TRANSITION
N.T.S.



TYPICAL DETAIL 4x12 CURB TRANSITION
N.T.S.

NOTES:
1. REINFORCING BARS SHALL BE PLACED IN THE CENTER OF THE CURB.
2. REINFORCING BARS SHALL BE PLACED IN THE CENTER OF THE CURB.
3. REINFORCING BARS SHALL BE PLACED IN THE CENTER OF THE CURB.
4. REINFORCING BARS SHALL BE PLACED IN THE CENTER OF THE CURB.
5. REINFORCING BARS SHALL BE PLACED IN THE CENTER OF THE CURB.

NOTES:
1. REINFORCING BARS SHALL BE PLACED IN THE CENTER OF THE CURB.
2. REINFORCING BARS SHALL BE PLACED IN THE CENTER OF THE CURB.
3. REINFORCING BARS SHALL BE PLACED IN THE CENTER OF THE CURB.
4. REINFORCING BARS SHALL BE PLACED IN THE CENTER OF THE CURB.
5. REINFORCING BARS SHALL BE PLACED IN THE CENTER OF THE CURB.

NOTES:
1. REINFORCING BARS SHALL BE PLACED IN THE CENTER OF THE CURB.
2. REINFORCING BARS SHALL BE PLACED IN THE CENTER OF THE CURB.
3. REINFORCING BARS SHALL BE PLACED IN THE CENTER OF THE CURB.
4. REINFORCING BARS SHALL BE PLACED IN THE CENTER OF THE CURB.
5. REINFORCING BARS SHALL BE PLACED IN THE CENTER OF THE CURB.

**FORT BEND COUNTY
ENGINEERING DEPARTMENT**

DATE: _____

PROJECT: _____

SCALE: _____

BY: _____

CHECKED: _____

APPROVED: _____

PROJECT NO. _____

DATE: _____

BY: _____

CHECKED: _____

APPROVED: _____

PROJECT NO. _____

DATE: _____

BY: _____

CHECKED: _____

APPROVED: _____

PROJECT NO. _____

DATE: _____

BY: _____

CHECKED: _____

APPROVED: _____

PROJECT NO. _____

DATE: _____

BY: _____

CHECKED: _____

APPROVED: _____

