

REVIEW BY FORT BEND COUNTY COMMISSIONERS COURT

On this 7th day of June, 2016, Commissioners Court came on to be heard and reviewed the accompanying notice of Lischka Utilities LLC Job Location 18400 West Bellfort Blvd, Richmond, TX 77407 Date 5/26/2016 Bond No. LPM9210942, Permit No. 2016-7395 to make use of certain Fort Bend County property subject to, "A Revised Order Regulating the Laying, Construction, Maintenance, and Repair of Buried Cables, Conduits, and Pole Lines, In, Under, Across or Along Roads, Streets, Highways, and Drainage Ditches in Fort Bend County, Texas, Under the Jurisdiction of the Commissioners Court of Fort Bend County, Texas," as passed by the Commissioners Court of Fort Bend County, Texas the 3rd day of August, 1987, recorded in Volume _____ of the Minutes of the Commissioners Court of Fort Bend County, Texas, to the extent that such order is not inconsistent with Article 1436a, Vernon's Texas Civil Statutes. Upon Motion of Commissioner _____, seconded by Commissioner _____, duly put and carried, it is ORDERED, ADJUDGED AND DECREED that said notice of said above purpose is hereby acknowledged by the Commissioners Court of Fort Bend County, Texas, and that said notice be placed on record according to the regulation order thereof.

Notes:

1. Evidence of review by the Commissioners Court must be kept on the job site and failure to do so constitutes grounds for job shutdown.
2. Written notices are required:
 - a. 48 hours in advance of construction start up, and
 - b. when construction is completed and ready for final inspection
 Mail notices to: Permit Administrator
 Fort Bend County Engineering
 301 Jackson Street
 Richmond, Texas 77469
 281-633-7500
3. This permit expires one (1) year from date of permit if construction has not commenced.

By: 
for County Engineer

Presented to Commissioners Court and approved.
Recorded in Volume _____
Minutes of Commissioners Court

By: N/A
Drainage District Engineer/Manager

Clerk of Commissioners Court

By: _____
Deputy

County of Fort Bend

Engineering Department

301 Jackson Street
Richmond, Texas 77469

Johnny Ortega
Permit Administrator

Phone: (281) 633-7500

Permit Application Review Form For Cable, Conduit, and Pole Line Activity In Fort Bend County

Permit No. 2016-7395

The following "Notice of Proposed Cable, Conduit, and/or Pole Line activity in Fort Bend County" and accompanying attachments have been reviewed and the notice conforms to appropriate regulations set by Commissioner's Court of Fort Bend County, Texas.

<u> </u>	X	(1) Complete Application Form:
<u> </u>	X	a. Name of road, street, and/or drainage ditch affected.
<u> </u>	X	b. Vicinity map showing course of directions
<u> </u>	X	c. Plans and specifications
<u> </u>	X	(2) Bond:
<u> </u>		District Attorney, approval when applicable.
<u> </u>		Perpetual bond currently posted.
<u> </u>		No: _____
<u> </u>		Amount: _____
<u> </u>	X	Performance bond submitted.
<u> </u>		No: LPM9210942
<u> </u>		Amount: \$5,000.00
<u> </u>		Cashier's Check
<u> </u>		No: _____
<u> </u>		Amount: _____

 (3) Verbal permission given for emergencies, to start construction before approved in Commissioner's Court.

Precinct Engineer Acknowledgment _____ Date

Precinct Commissioner Acknowledgment _____ Date

(4)

Drainage District Approval when applicable

We have reviewed this project and agree it meets minimum requirements.



Johnny Ortega CFM/Permit Administrator



Date

**PERFORMANCE BOND COVERING ALL CABLE, CONDUIT AND/OR POLE LINE
ACTIVITY IN, UNDER, ACROSS OR ALONG FORT BEND COUNTY ROAD
AUTHORIZED**

BOND NO LPM9210942

THE STATE OF TEXAS

§

KNOW ALL MEN BY THESE PRESENTS:

COUNTY OF FORT BEND

§

THAT WE, Lischka Utilities, LLC whose address is P.O Box 853, Bellville Texas, hereinafter called the Principal, And Fidelity and Deposit Company of Maryland, a Corporation existing under and by virtue of the laws of the state of MD and authorized to do an indemnifying business in the state of Texas, and whose principal office is located at 1400 American Lane, Tower I, 18th Floor, Schaumburg, IL 60196-1056, whose officer residing in the State of Texas, authorized to accept service in all suits and actions brought whining said state is Tracey Lee Haley and Whose address is 15303 Dallas Parkway; Suite 800; Addison TX 75001, hereinafter called the Surety, and held and firmly bound unto, Robert e. Hebert, County Judge of Fort Bend County, Texas, or his successors in office, in the full sum of Five Thousand Dollars and 00/100 Dollars (\$5,000.00) current, lawful money of the United States of America, to be paid to said Robert E. Hebert, County Judge of Fort Bend County, Texas, or his successors in office, to which payment well and truly to be made and done, we, the undersigned, bind ourselves and each of us, our heirs, executors, administrators, successors, assigns, and legal representatives, jointly and severally, by these presents.

THE CONDITION OF THIS BOND IS SUCH THAT, WHEREAS, the above bounden principal contemplates laying, constructing, maintaining and/or repairing one or more cables, conduits, and/or pole lines in, under, across and/or along roads, streets and highways, commercial driveway and median openings or modifications in the County of Fort Bend, and the State of Texas, under the jurisdiction of the Commissioners' Court of Fort Bend County, Texas, pursuant to the Commissioners' Court order adopted on the 1st day of December, A.D. 1980, recorded in Volume 13, of the Commissioners' Court Minutes of Fort Bend County, Texas, regulating same, which Commissioners' Court order is hereby referred to and made a part hereof for all purposes as though fully set out herein;

AND WHEREAS, the principal desires to provide Fort Bend County with a performance bond covering all such cable, conduit and/or pole line activity, commercial driveway and median openings or modifications;

NOW, THEREFORE, if the above bounden principal shall faithfully perform all its cable, conduit and/or pole line activity (including, but not limited to the laying, construction, maintenance and/or repair of cables, conduits and/or pole lines) in, under, across and/or along roads, streets and highways, commercial driveway and median openings or modifications in the County of Fort Bend and State of Texas, under the jurisdiction of the Commissioners Court of Fort Bend County, Texas, pursuant to and in accordance with minimum requirements and conditions of the above mentioned Commissioners' Court order set forth and specified to be by said principal done and performed, at the time and in the manner therein specified, and shall pay over and make good and reimburse Fort Bend County, all loss and damages which Fort Bend County may sustain by reason of any failure or default on the part of said principal, then this obligation shall be null and void, otherwise to remain in full force and effect.

This bond is payable at the County Courthouse in the County of Fort Bend and State of Texas.

It is understood that at any time Fort Bend County deems itself insecure under this bond, it may require further and/or additional bonds of the principal.

EXECUTED this 24th day of May, 2016.

Lischka Utilities, LLC
PRINCIPAL

BY

Fidelity and Deposit Company of Maryland
SURETY

BY Denise Raker, Attorney-in-Fact



Fidelity and Deposit Company of Maryland

Home Office: P.O. Box 1227, Baltimore, MD 21202-1227

IMPORTANT NOTICE

To obtain information or make a complaint:

You may call the Fidelity and Deposit Company of Maryland or Colonial American Casualty and Surety Company's or Zurich American Insurance Company toll-free telephone number for information or to make a complaint at:

1-800-654-5155

You may contact the Texas Department of Insurance to obtain information on companies, coverages, rights, or complaints at:

1-800-252-3439

You may visit the Texas Department of Insurance:

P.O. Box 149104
Austin, TX 78714-9104
FAX # (512) 475-1771

PREMIUM OR CLAIM DISPUTES: Should you have a dispute concerning the premium or about a claim, you should first contact Fidelity and Deposit Company of Maryland or Colonial American Casualty and Surety Company. If the dispute is not resolved, you may contact the Texas Department of Insurance.

ATTACH THIS NOTICE TO YOUR POLICY: This notice is for information only and does not become a part or condition of the attached document.

EXTRACT FROM BY-LAWS OF THE COMPANIES

"Article V, Section 8, Attorneys-in-Fact. The Chief Executive Officer, the President, or any Executive Vice President or Vice President may, by written instrument under the attested corporate seal, appoint attorneys-in-fact with authority to execute bonds, policies, recognizances, stipulations, undertakings, or other like instruments on behalf of the Company, and may authorize any officer or any such attorney-in-fact to affix the corporate seal thereto; and may with or without cause modify or revoke any such appointment or authority at any time."

CERTIFICATE

I, the undersigned, Vice President of the ZURICH AMERICAN INSURANCE COMPANY, the COLONIAL AMERICAN CASUALTY AND SURETY COMPANY, and the FIDELITY AND DEPOSIT COMPANY OF MARYLAND, do hereby certify that the foregoing Power of Attorney is still in full force and effect on the date of this certificate; and I do further certify that Article V, Section 8, of the By-Laws of the Companies is still in force.

This Power of Attorney and Certificate may be signed by facsimile under and by authority of the following resolution of the Board of Directors of the ZURICH AMERICAN INSURANCE COMPANY at a meeting duly called and held on the 15th day of December 1998.

RESOLVED: "That the signature of the President or a Vice President and the attesting signature of a Secretary or an Assistant Secretary and the Seal of the Company may be affixed by facsimile on any Power of Attorney...Any such Power or any certificate thereof bearing such facsimile signature and seal shall be valid and binding on the Company."

This Power of Attorney and Certificate may be signed by facsimile under and by authority of the following resolution of the Board of Directors of the COLONIAL AMERICAN CASUALTY AND SURETY COMPANY at a meeting duly called and held on the 5th day of May, 1994, and the following resolution of the Board of Directors of the FIDELITY AND DEPOSIT COMPANY OF MARYLAND at a meeting duly called and held on the 10th day of May, 1990.

RESOLVED: "That the facsimile or mechanically reproduced seal of the company and facsimile or mechanically reproduced signature of any Vice-President, Secretary, or Assistant Secretary of the Company, whether made heretofore or hereafter, wherever appearing upon a certified copy of any power of attorney issued by the Company, shall be valid and binding upon the Company with the same force and effect as though manually affixed.

IN TESTIMONY WHEREOF, I have hereunto subscribed my name and affixed the corporate seals of the said Companies, this 24th day of May, 2016.



Michael Bond, Vice President

RECORDING:
 THIS DRAWING WAS STAMPED AND FILED IN THE OFFICE OF THE COUNTY CLERK OF TARRANT COUNTY, TEXAS, ON MARCH 20, 2016 AT 10:00 AM. THE FILING DATE IS THE DATE OF RECORDATION. THE DRAWING IS SUBJECT TO THE PUBLIC INFORMATION ACT AND THE OPEN RECORDS ACT. FOR MORE INFORMATION, CONTACT THE COUNTY CLERK'S OFFICE AT (817) 854-3000. THE DRAWING IS FILED UNDER THE FOLLOWING INFORMATION: PROJECT NO. 1968-1045, SHEET NO. 4 OF 10, DRAWING NO. 54769.

DESIGNER:
 LIA Engineering, Inc.
 1100 West Loop South, Suite 1000
 Houston, Texas 77024
 Phone: 713.633.5555
 Fax: 713.633.5556
 FIRM # 1388

PROJECT NO.: 1968-1045
DESIGNED BY: [Signature]
CHECKED BY: [Signature]
DATE: MARCH 2016
SCALE: 1" = 100'

CITY OF HOUSTON
 DEPARTMENT OF PUBLIC WORKS AND ENGINEERING
 PROJECT NO. 1968-1045
 SHEET NO. 4 OF 10
 DRAWING NO. 54769
 DATE: MARCH 2016

RECORD DRAWING
 I HEREBY CERTIFY THAT THIS DRAWING REFLECTS THE IMPROVEMENTS CONSTRUCTED AS TO SIZE, LOCATION AND DEPTH AND THAT THE CONSTRUCTION WAS IN FULL COMPLIANCE WITH THE CONTRACT DOCUMENTS.

BY: _____ DATE: _____
 TITLE: _____
 FORT BEND COUNTY ENGINEERING DEPARTMENT
 APPROVED: [Signature]
 DEVELOPMENT COORDINATOR
 DATE: 4/22/16

PLAT NAME: NA
 CPC 101 FILE NO. NA
 C.O.M. LOG NO. 19-0076

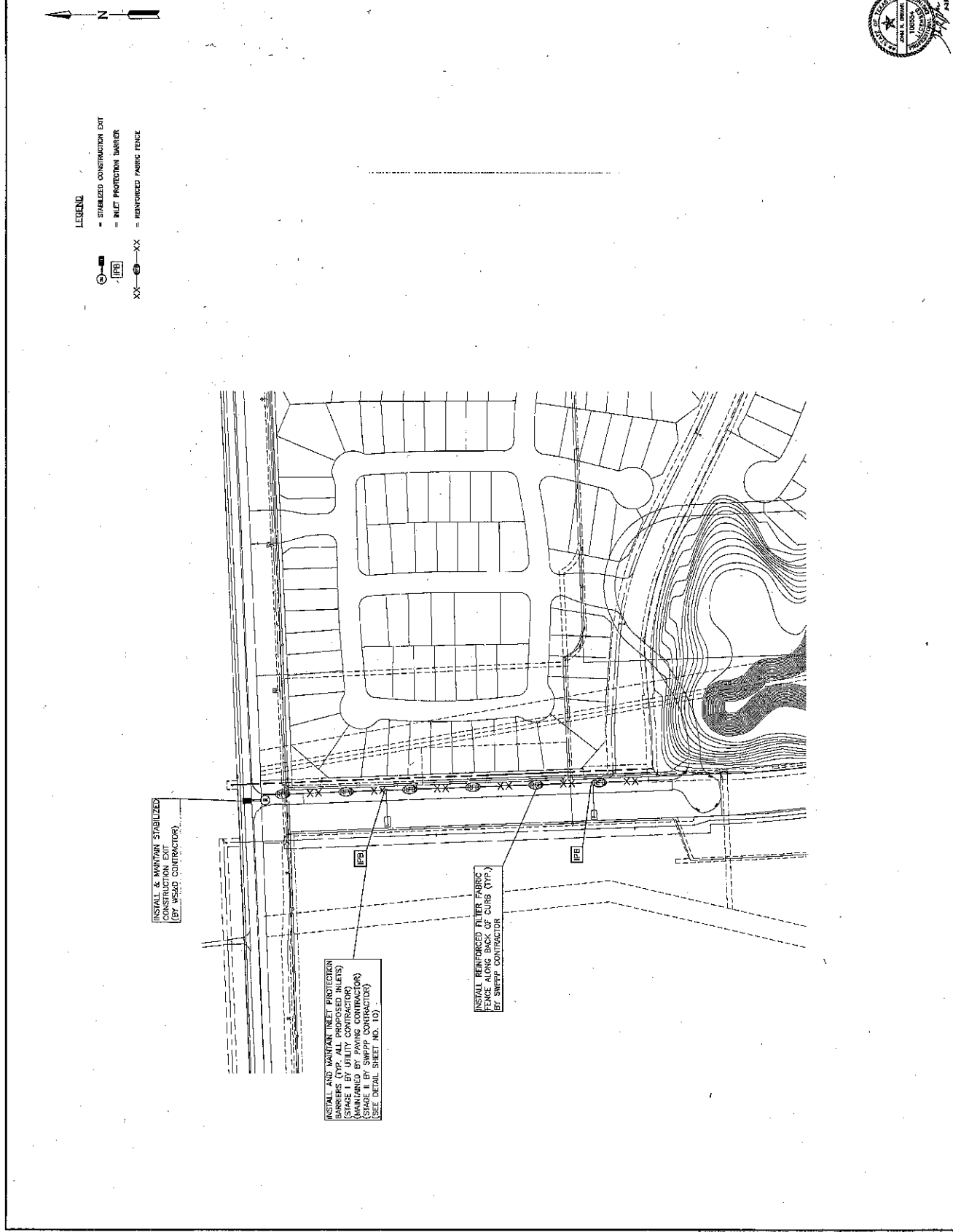

F.B.C.M.U.D. NO. 134A

SANITARY SEWER EXTENSION

STORM WATER POLLUTION PREVENTION PLAN

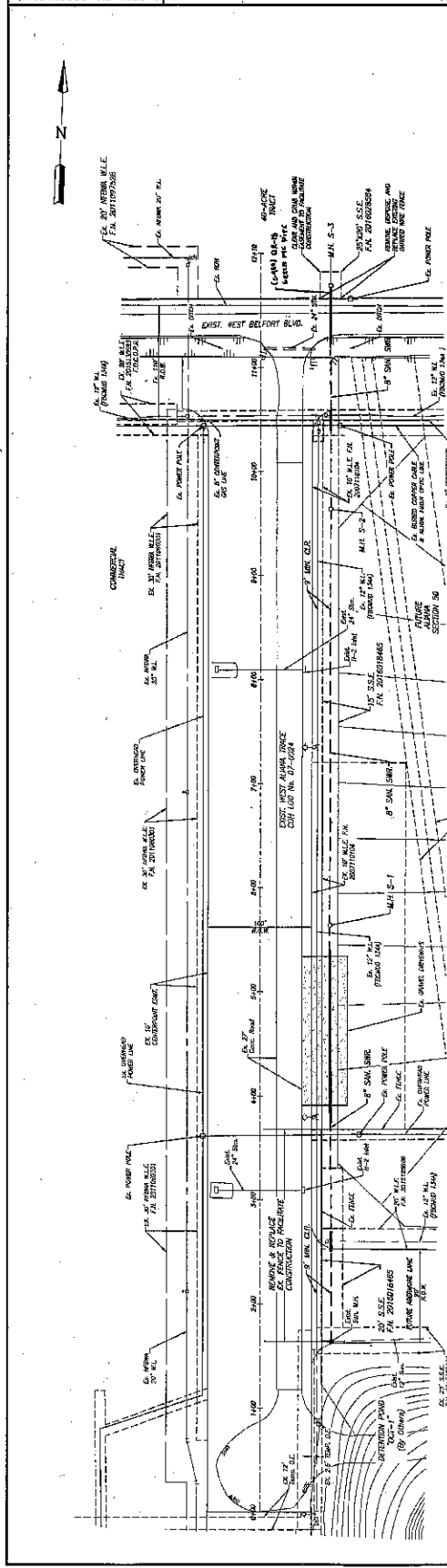
LEGEND

- STABILIZED CONSTRUCTION EXIT
- INLET PROTECTION BARRIER
- REINFORCED FABRIC FENCE



RECORD DRAWING
 CONSTRUCTION SHALL BE IN FULL COMPLIANCE WITH THE CONTRACT DOCUMENTS.
 DATE: 12/11/16
 BY: [Signature]
 TITLE: [Signature]
 APPROVED: [Signature]
 DEVELOPMENT COORDINATOR
 DATE: 12/11/16
 FOR THE CITY OF HOUSTON USE ONLY

RECORD DRAWING
 CONSTRUCTION SHALL BE IN FULL COMPLIANCE WITH THE CONTRACT DOCUMENTS.
 DATE: 12/11/16
 BY: [Signature]
 TITLE: [Signature]
 APPROVED: [Signature]
 DEVELOPMENT COORDINATOR
 DATE: 12/11/16
 FOR THE CITY OF HOUSTON USE ONLY



FOR ALL SANITARY SEWER CROSSINGS OF ALL EXISTING UTILITIES, THE CONTRACTOR SHALL BE RESPONSIBLE FOR OBTAINING ALL NECESSARY PERMITS AND FOR PROTECTING ALL UTILITIES. THE CONTRACTOR SHALL BE RESPONSIBLE FOR OBTAINING ALL NECESSARY PERMITS AND FOR PROTECTING ALL UTILITIES. THE CONTRACTOR SHALL BE RESPONSIBLE FOR OBTAINING ALL NECESSARY PERMITS AND FOR PROTECTING ALL UTILITIES.

WARNING
 OVERHEAD POWER LINES WITHIN PROPOSED LINES

WARNING
 GAS PRESSURE IN AREA

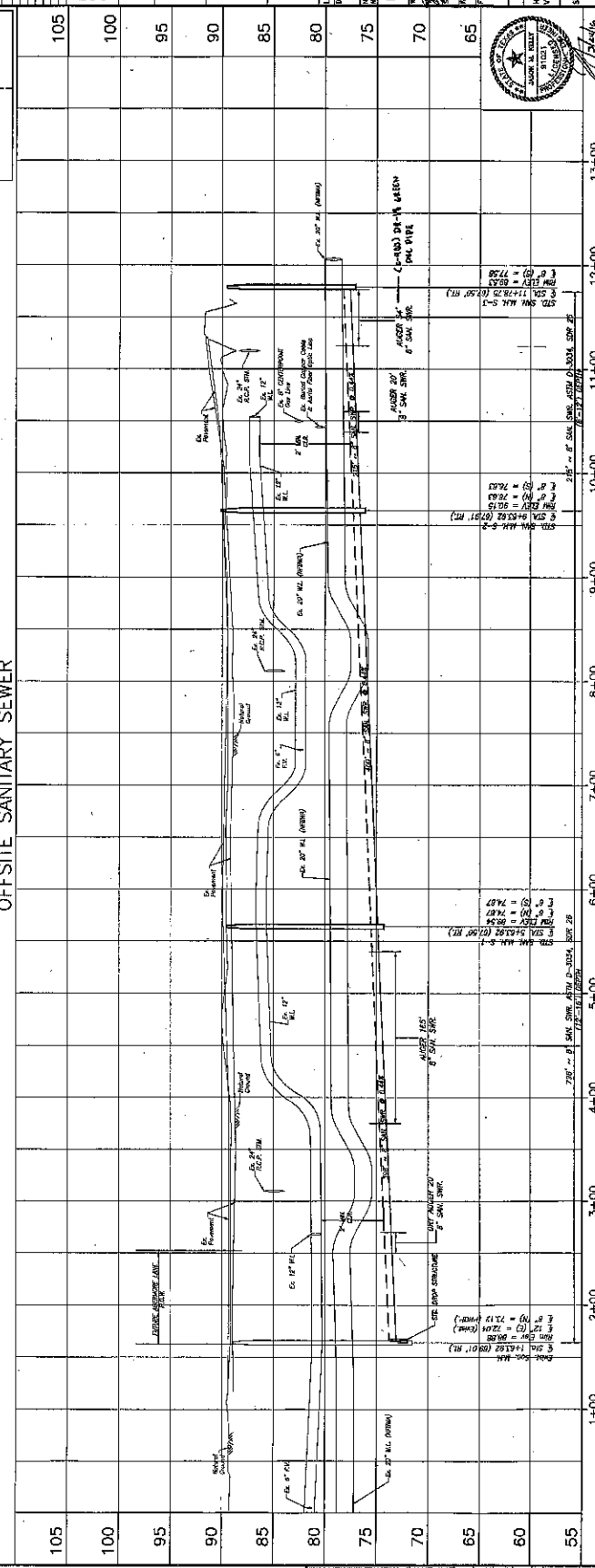
WARNING
 GAS PRESSURE IN AREA

WARNING
 GAS PRESSURE IN AREA

WARNING
 GAS PRESSURE IN AREA

WARNING
 GAS PRESSURE IN AREA

WARNING
 GAS PRESSURE IN AREA



RECORD DRAWING
 THE CITY OF HOUSTON HAS REVIEWED THIS SET OF DRAWINGS AND APPROVES THEM FOR THE LOCATION AND GRADE AND THAT THE IMPROVEMENTS CONSTRUCTED AS TO THE LOCATION AND GRADE AND THAT THE CONTRACTOR SHALL BE RESPONSIBLE FOR OBTAINING THE NECESSARY PERMITS FROM THE CITY OF HOUSTON AND THE STATE OF TEXAS. THE CONTRACTOR SHALL BE RESPONSIBLE FOR OBTAINING THE NECESSARY PERMITS FROM THE CITY OF HOUSTON AND THE STATE OF TEXAS. THE CONTRACTOR SHALL BE RESPONSIBLE FOR OBTAINING THE NECESSARY PERMITS FROM THE CITY OF HOUSTON AND THE STATE OF TEXAS.

RECORD DRAWING
 APPROVED: *[Signature]*
 DATE: 11/11/16
 TITLE: _____
 BY: _____
 DATE: _____

RECORD DRAWING
 APPROVED: *[Signature]*
 DATE: 11/11/16
 TITLE: _____
 BY: _____
 DATE: _____


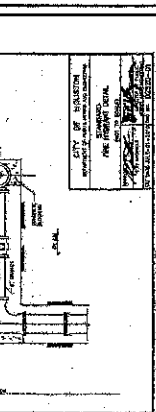
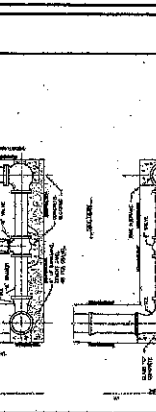
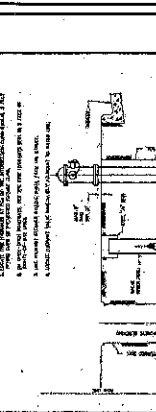
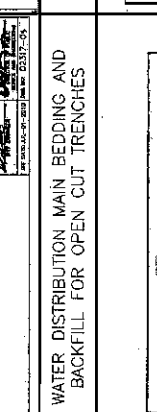
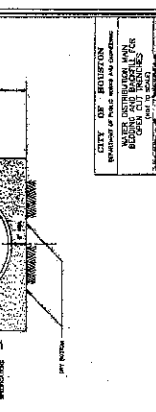
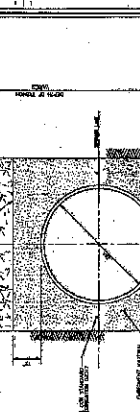
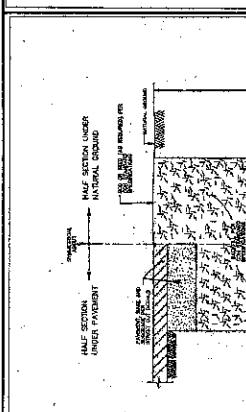
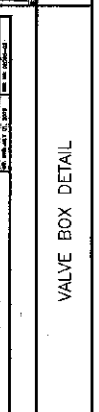
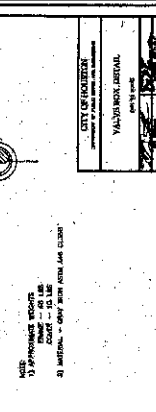
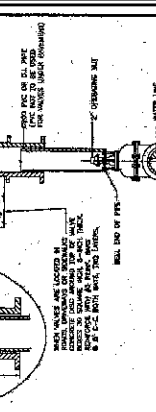
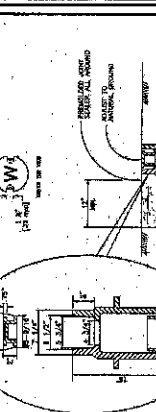

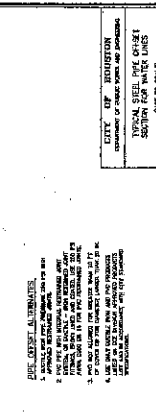
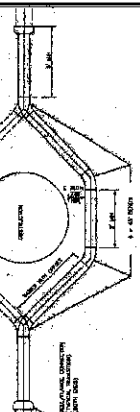
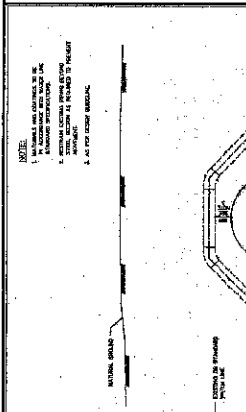

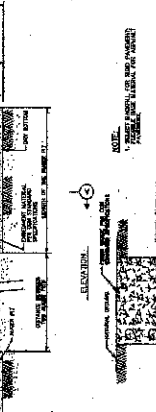
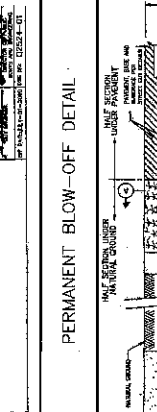
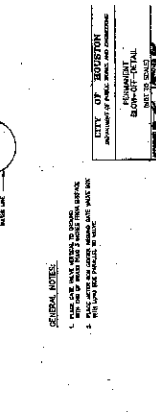
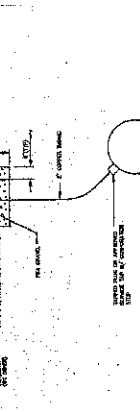
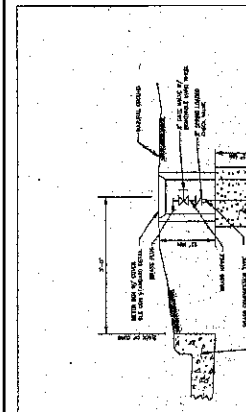
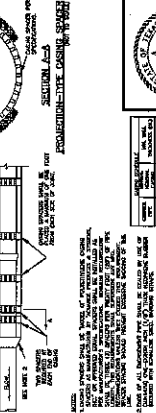
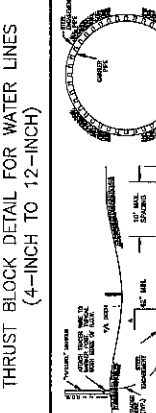

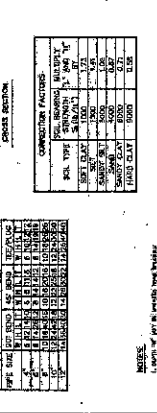
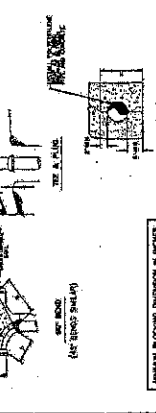
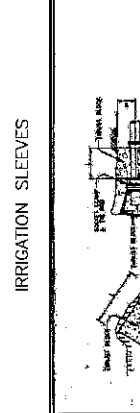
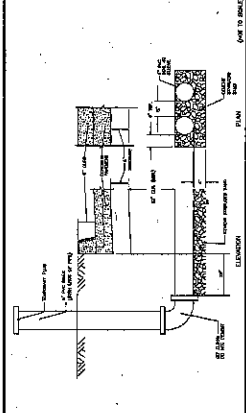
RECORD DRAWING
 APPROVED: *[Signature]*
 DATE: 11/11/16
 TITLE: _____
 BY: _____
 DATE: _____

RECORD DRAWING
 APPROVED: *[Signature]*
 DATE: 11/11/16
 TITLE: _____
 BY: _____
 DATE: _____

RECORD DRAWING
 APPROVED: *[Signature]*
 DATE: 11/11/16
 TITLE: _____
 BY: _____
 DATE: _____

RECORD DRAWING
 APPROVED: *[Signature]*
 DATE: 11/11/16
 TITLE: _____
 BY: _____
 DATE: _____

RECORD DRAWING
 APPROVED: *[Signature]*
 DATE: 11/11/16
 TITLE: _____
 BY: _____
 DATE: _____

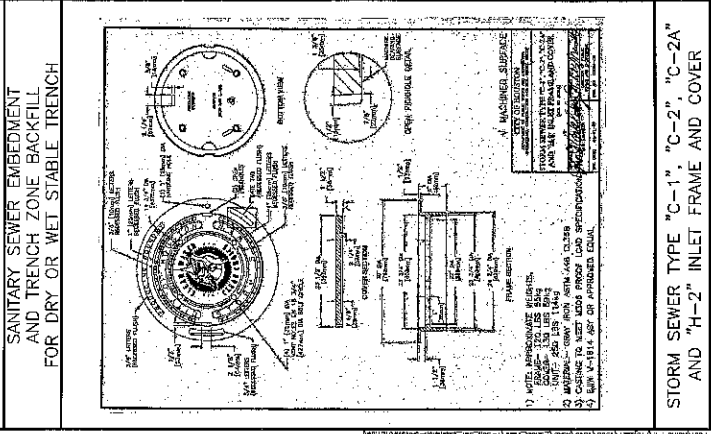
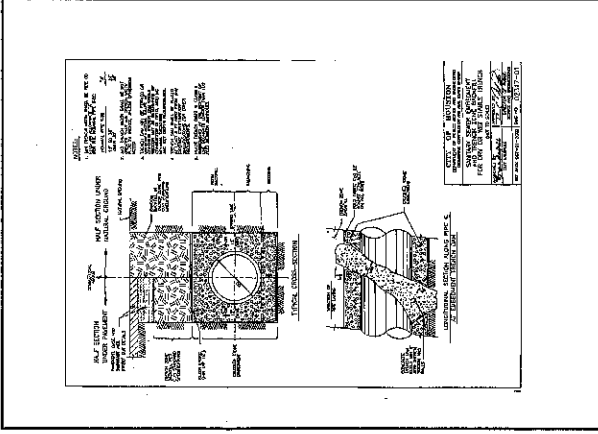
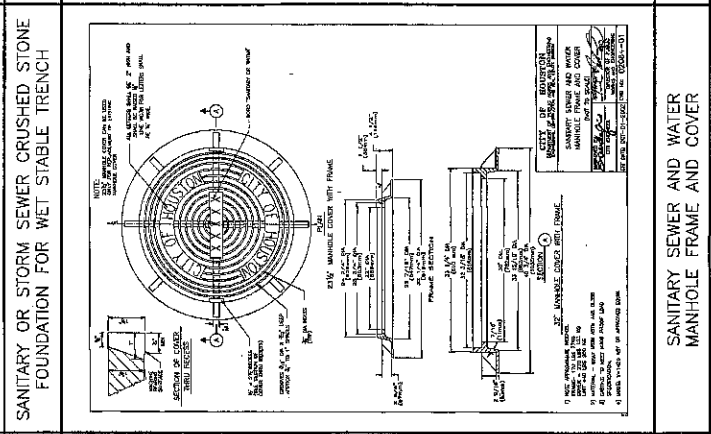
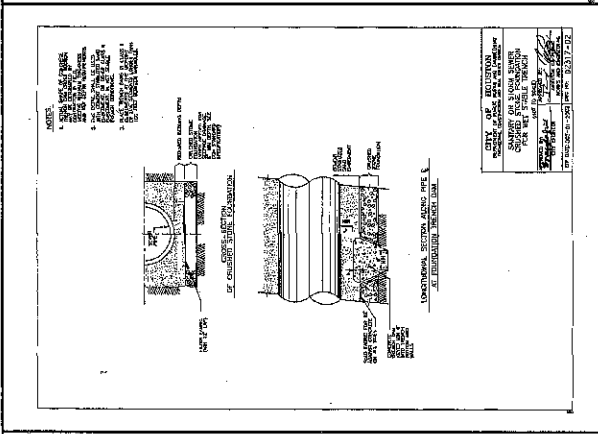
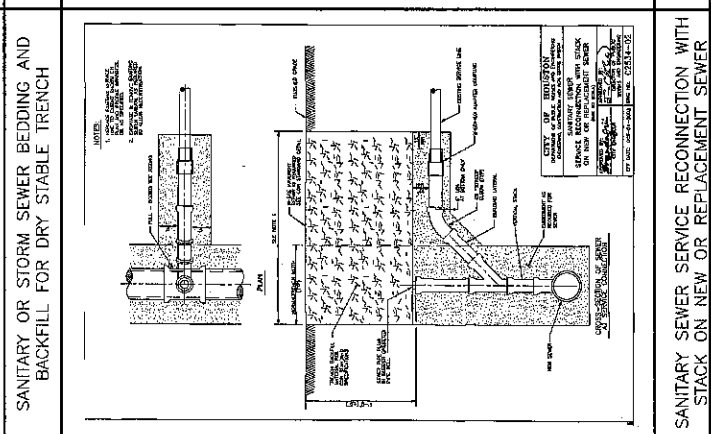
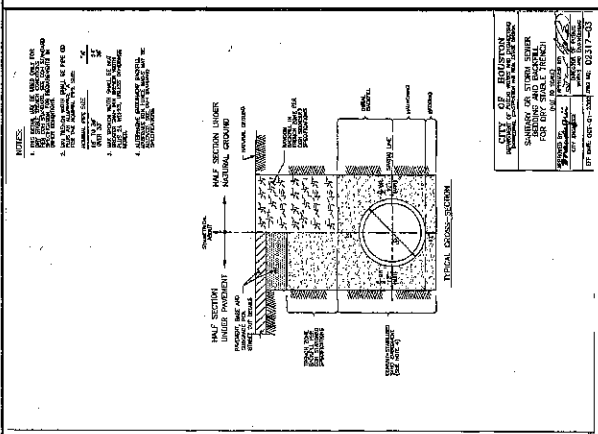
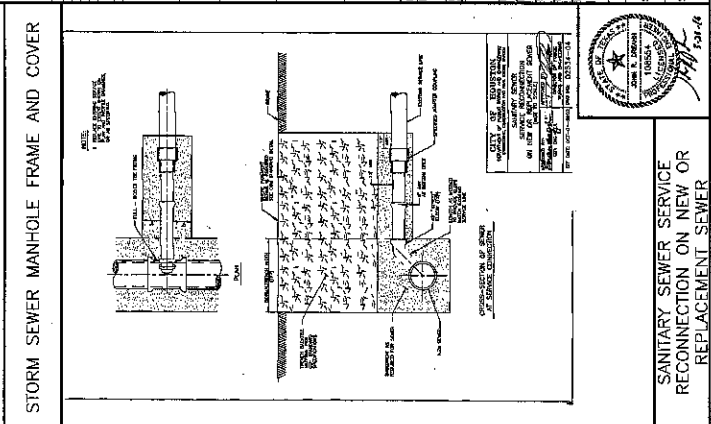
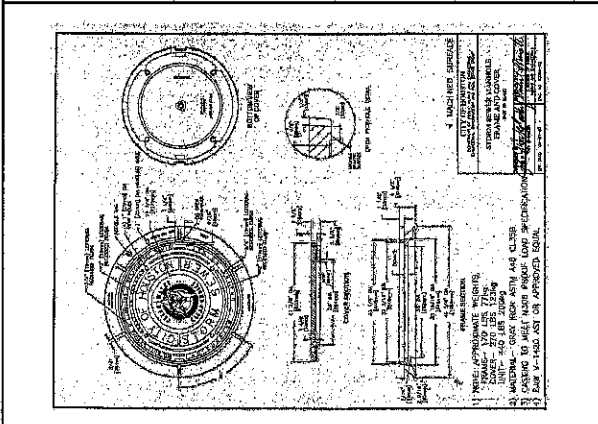


RECORD DRAWING
 I HEREBY CERTIFY THAT THIS DRAWING ACCORDS TO THE REQUIREMENTS OF THE CITY OF HOUSTON AND THE STATE OF TEXAS. THE CONTRACT DOCUMENTS IN FULL COMPLIANCE WITH THE CITY OF HOUSTON SPECIFICATIONS FOR RECORD DRAWINGS.
 BY: _____ DATE: _____
 TITLE: _____
 APPROVED: _____
 DATE: 1/17/10
 REVISION: _____

PLAT NAME: NA
 C.F.C. FILE NO. NA
 C.O.N. LOG NO. 10-0076
 F.B.C.M.U.D. NO. 134A
 SANITARY SEWER EXTENSION

UJA Engineering, Inc.
 11111 Katy Road, Suite 100
 Houston, Texas 77058
 PHONE: 281-410-1111
 FAX: 281-410-1112
 LICENSE NO. 1988-1045
 EXPIRES: MARCH 2010

CITY OF HOUSTON
 DEPARTMENT OF PUBLIC WORKS AND CONSTRUCTION
 SANITARY SEWER EXTENSION
 55769
 SHEET NO. 7 of 10



FOR CITY OF HOUSTON USE ONLY

DRAWING SCALE: NONE

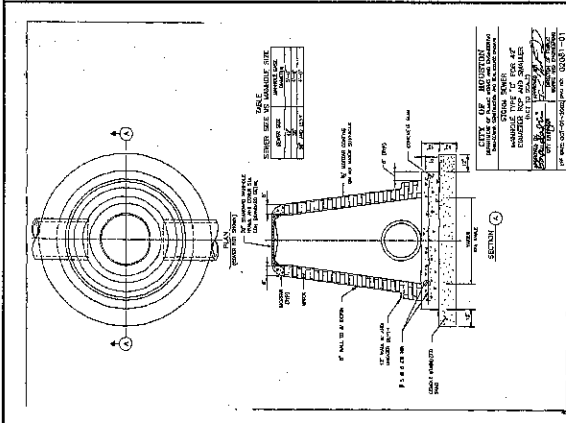
SHEET NO. 7 of 10

SANITARY SEWER SERVICE CONNECTION ON NEW OR REPLACEMENT SEWER

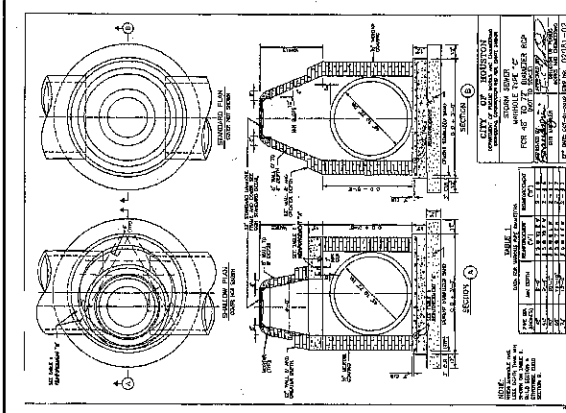
SANITARY SEWER SERVICE CONNECTION WITH STACK ON NEW OR REPLACEMENT SEWER

SANITARY SEWER AND WATER MANHOLE FRAME AND COVER

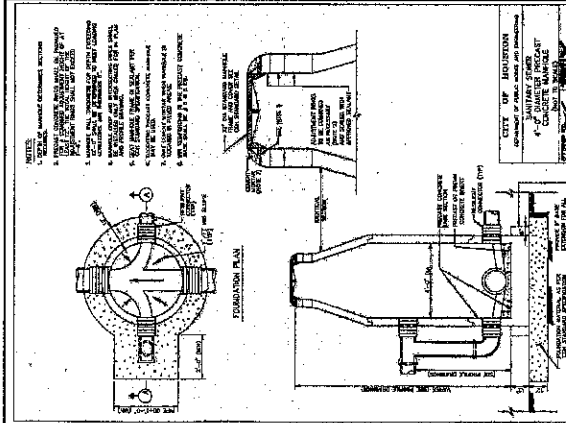
STORM SEWER TYPE "C-1", "C-2", "C-2A" AND "H-2" INLET FRAME AND COVER



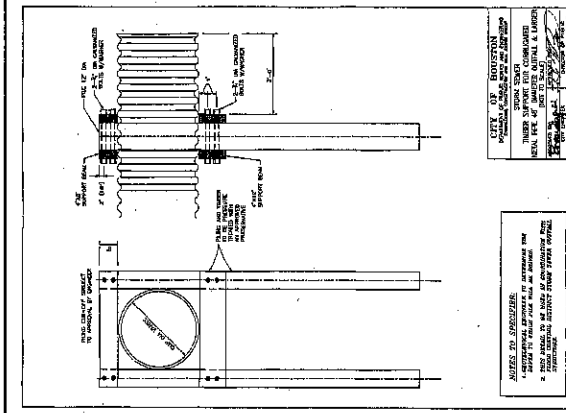
STORM SEWER MANHOLE TYPE "C" FOR 42" DIAMETER RCP AND SMALLER



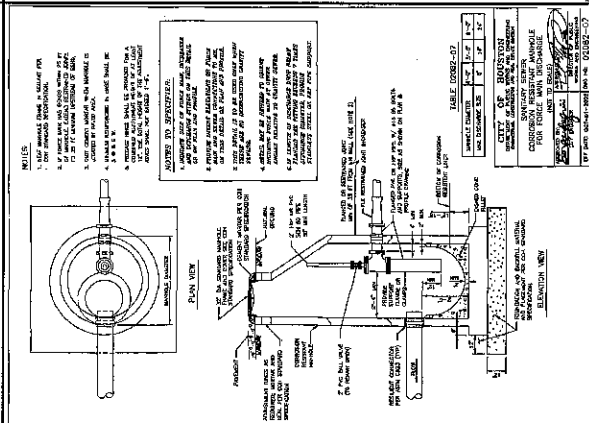
STORM SEWER MANHOLE TYPE "C" FOR 48" TO 72" DIAMETER RCP



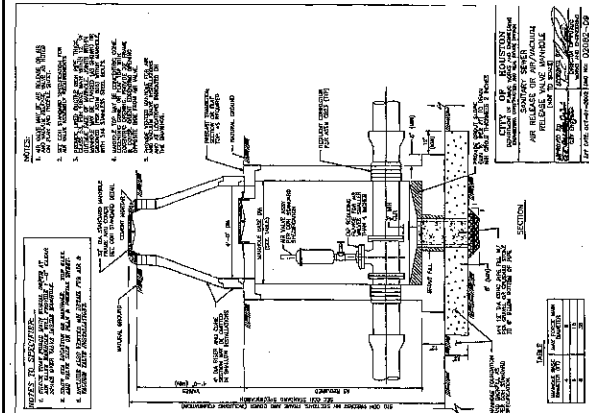
STORM SEWER 4'-0" DIAMETER PRECAST CONCRETE MANHOLE



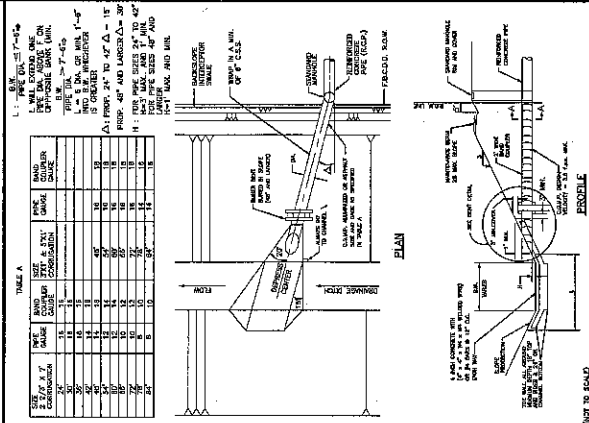
STORM SEWER TIMBER SUPPORT FOR CORRUGATED METAL PIPE 18" DIAMETER OUTFALL AND LARGER



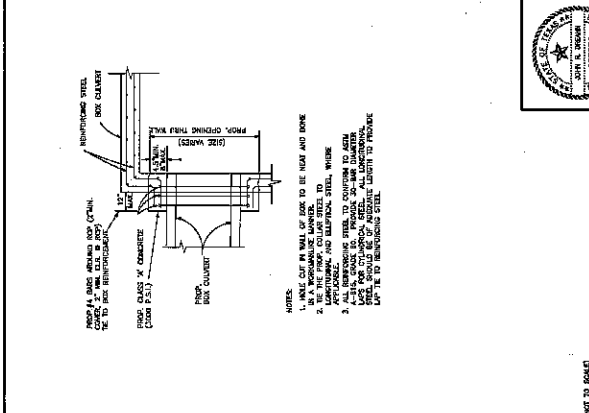
SANITARY SEWER CORROSION RESISTANT MANHOLE FOR FORCE MAIN DISCHARGE



SANITARY SEWER AIR RELEASE VALVE MANHOLE



STORM SEWER OUTFALL



STORM SEWER / BOX CULVERT CONCRETE COLLAR

RECORD DRAWING
 THIS DRAWING IS TO BE USED FOR THE CONSTRUCTION OF THE SANITARY SEWER EXTENSION ALONG WEST ALPANA TRACE TO SERVE 40-ACRE CHENG TRACT 1 JOB NO. 1968-1045
 ALL WORK SHALL BE IN ACCORDANCE WITH THE CITY OF HOUSTON SPECIFICATIONS FOR SANITARY SEWER SYSTEMS AND THE STANDARD SPECIFICATIONS FOR HIGHWAY CONSTRUCTION, LATEST EDITIONS.
 THE CONTRACTOR SHALL BE RESPONSIBLE FOR OBTAINING ALL NECESSARY PERMITS AND APPROVALS FROM THE CITY OF HOUSTON AND THE STATE OF TEXAS.
 THE CONTRACTOR SHALL BE RESPONSIBLE FOR OBTAINING ALL NECESSARY PERMITS AND APPROVALS FROM THE CITY OF HOUSTON AND THE STATE OF TEXAS.
 THE CONTRACTOR SHALL BE RESPONSIBLE FOR OBTAINING ALL NECESSARY PERMITS AND APPROVALS FROM THE CITY OF HOUSTON AND THE STATE OF TEXAS.

RECORD DRAWING
 THIS DRAWING IS TO BE USED FOR THE CONSTRUCTION OF THE SANITARY SEWER EXTENSION ALONG WEST ALPANA TRACE TO SERVE 40-ACRE CHENG TRACT 1 JOB NO. 1968-1045
 ALL WORK SHALL BE IN ACCORDANCE WITH THE CITY OF HOUSTON SPECIFICATIONS FOR SANITARY SEWER SYSTEMS AND THE STANDARD SPECIFICATIONS FOR HIGHWAY CONSTRUCTION, LATEST EDITIONS.
 THE CONTRACTOR SHALL BE RESPONSIBLE FOR OBTAINING ALL NECESSARY PERMITS AND APPROVALS FROM THE CITY OF HOUSTON AND THE STATE OF TEXAS.
 THE CONTRACTOR SHALL BE RESPONSIBLE FOR OBTAINING ALL NECESSARY PERMITS AND APPROVALS FROM THE CITY OF HOUSTON AND THE STATE OF TEXAS.
 THE CONTRACTOR SHALL BE RESPONSIBLE FOR OBTAINING ALL NECESSARY PERMITS AND APPROVALS FROM THE CITY OF HOUSTON AND THE STATE OF TEXAS.

RECORD DRAWING
 THIS DRAWING IS TO BE USED FOR THE CONSTRUCTION OF THE SANITARY SEWER EXTENSION ALONG WEST ALPANA TRACE TO SERVE 40-ACRE CHENG TRACT 1 JOB NO. 1968-1045
 ALL WORK SHALL BE IN ACCORDANCE WITH THE CITY OF HOUSTON SPECIFICATIONS FOR SANITARY SEWER SYSTEMS AND THE STANDARD SPECIFICATIONS FOR HIGHWAY CONSTRUCTION, LATEST EDITIONS.
 THE CONTRACTOR SHALL BE RESPONSIBLE FOR OBTAINING ALL NECESSARY PERMITS AND APPROVALS FROM THE CITY OF HOUSTON AND THE STATE OF TEXAS.
 THE CONTRACTOR SHALL BE RESPONSIBLE FOR OBTAINING ALL NECESSARY PERMITS AND APPROVALS FROM THE CITY OF HOUSTON AND THE STATE OF TEXAS.
 THE CONTRACTOR SHALL BE RESPONSIBLE FOR OBTAINING ALL NECESSARY PERMITS AND APPROVALS FROM THE CITY OF HOUSTON AND THE STATE OF TEXAS.



CITY OF HOUSTON
 DEPARTMENT OF PUBLIC WORKS AND ADMINISTRATION
 SANITARY SEWER EXTENSION ALONG WEST ALPANA TRACE TO SERVE 40-ACRE CHENG TRACT 1 JOB NO. 1968-1045
 SHEET NO. 9 of 10

CITY OF HOUSTON
 DEPARTMENT OF PUBLIC WORKS AND ADMINISTRATION
 SANITARY SEWER EXTENSION ALONG WEST ALPANA TRACE TO SERVE 40-ACRE CHENG TRACT 1 JOB NO. 1968-1045
 SHEET NO. 9 of 10

CITY OF HOUSTON
 DEPARTMENT OF PUBLIC WORKS AND ADMINISTRATION
 SANITARY SEWER EXTENSION ALONG WEST ALPANA TRACE TO SERVE 40-ACRE CHENG TRACT 1 JOB NO. 1968-1045
 SHEET NO. 9 of 10

CITY OF HOUSTON
 DEPARTMENT OF PUBLIC WORKS AND ADMINISTRATION
 SANITARY SEWER EXTENSION ALONG WEST ALPANA TRACE TO SERVE 40-ACRE CHENG TRACT 1 JOB NO. 1968-1045
 SHEET NO. 9 of 10

REVISIONS:

NO.	DATE	DESCRIPTION
1	10/10/10	ISSUED FOR PERMITS

DATE: 10/10/10
SCALE: AS SHOWN
PROJECT NO.: 10-0076
CONTRACT NO.: 10-0076

RECORD DRAWING
 THIS DRAWING IS THE PROPERTY OF THE ENGINEER AND SHALL BE KEPT IN HIS OFFICE FOR A PERIOD OF FIVE YEARS FROM THE DATE OF COMPLETION OF THE PROJECT. IT IS TO BE USED ONLY FOR THE PROJECT AND SITE SPECIFICALLY IDENTIFIED HEREON. IT IS NOT TO BE REPRODUCED, COPIED, OR TRANSMITTED IN ANY FORM OR BY ANY MEANS, ELECTRONIC OR MECHANICAL, INCLUDING PHOTOCOPYING, RECORDING, OR BY ANY INFORMATION STORAGE AND RETRIEVAL SYSTEM, WITHOUT THE WRITTEN PERMISSION OF THE ENGINEER.

FOR THE CITY OF HOUSTON
 DEPARTMENT OF PUBLIC WORKS AND ENGINEERING
 STORM WATER POLLUTION PREVENTION PLAN
 DETAILS

PROJECT INFORMATION:
 PROJECT NO. 10-0076
 CONTRACT NO. 10-0076
 DATE: 10/10/10

APPROVED: [Signature]
 DEVELOPMENT COORDINATOR

FOR THE CITY OF HOUSTON
 DEPARTMENT OF PUBLIC WORKS AND ENGINEERING
 STORM WATER POLLUTION PREVENTION PLAN
 DETAILS

PROJECT INFORMATION:
 PROJECT NO. 10-0076
 CONTRACT NO. 10-0076
 DATE: 10/10/10

APPROVED: [Signature]
 DEVELOPMENT COORDINATOR

FOR THE CITY OF HOUSTON
 DEPARTMENT OF PUBLIC WORKS AND ENGINEERING
 STORM WATER POLLUTION PREVENTION PLAN
 DETAILS

PROJECT INFORMATION:
 PROJECT NO. 10-0076
 CONTRACT NO. 10-0076
 DATE: 10/10/10

APPROVED: [Signature]
 DEVELOPMENT COORDINATOR


FOR THE CITY OF HOUSTON
 DEPARTMENT OF PUBLIC WORKS AND ENGINEERING
 STORM WATER POLLUTION PREVENTION PLAN
 DETAILS

PROJECT INFORMATION:
 PROJECT NO. 10-0076
 CONTRACT NO. 10-0076
 DATE: 10/10/10

APPROVED: [Signature]
 DEVELOPMENT COORDINATOR

FOR THE CITY OF HOUSTON
 DEPARTMENT OF PUBLIC WORKS AND ENGINEERING
 STORM WATER POLLUTION PREVENTION PLAN
 DETAILS

PROJECT INFORMATION:
 PROJECT NO. 10-0076
 CONTRACT NO. 10-0076
 DATE: 10/10/10



CONSTRUCTION NOTES:
 1. LENGTH SHALL BE AS SHOWN ON THE CONSTRUCTION DRAWINGS, BUT NOT LESS THAN 50 FEET.
 2. THICKNESS SHALL BE NOT LESS THAN 8 INCHES.
 3. WIDTH SHALL BE NOT LESS THAN FULL WIDTH OF ALL POINTS OF ENTRANCE OR EXITS.
 4. WIDTH SHALL BE NOT LESS THAN FULL WIDTH OF ALL POINTS OF ENTRANCE OR EXITS.
 5. STABILIZED ACCESS SHALL BE CONSTRUCTED TO PREVENT EROSION AND TO MAINTAIN THE STRENGTH OF THE UNDERLYING SOIL.
 6. COARSE AGGREGATE SHALL BE MAINTAINED FREE OF DEBRIS.
 7. STABILIZED CONSTRUCTION ACCESS SHALL BE MAINTAINED FREE OF DEBRIS FOR THE DURATION OF THE PROJECT.

